

CRF250X

CRF250X₄
CRF250X₅
CRF250X₆
CRF250X₇
CRF250X₈

PARTS CATALOGUE

5



[CRF250X4]

FOREWORD INDEX

1

ENGINE GROUP

2

FRAME GROUP

3

PART NUMBER INDEX

4

PART NAME INDEX

5

Instruction for use of parts catalogue

- **This parts catalogue has been created as of August 01, 2007.**
 - Since this date, the sales practice for repair parts may have been changed or the parts may have been eliminated (listed for those not for sale).
 - The modified information is reflected on the latest Electronic Parts Catalogue (EPC). Also, refer to the parts catalogue news for any change.
 - See the parts catalogue news for any revision that is made after August 01, 2007.
- **Always specify the part number when ordering a part.**
 - Check the model, type, serial numbers, color, maker, and the size as needed before ordering a part.
 - Note that the illustrations (part drawings) can differ from the actual parts in shape. They are given just to help you to refer to the parts.
- **When modifications or additions to this parts catalogue are made, a revised edition will be issued at an appropriate time, with successively progressing revision numbers on the cover. We recommend obtaining such revisions in order to keep your parts catalogue up-to-date at all times. To check whether a parts catalogue revision has been issued, please contact your Honda distributor.**

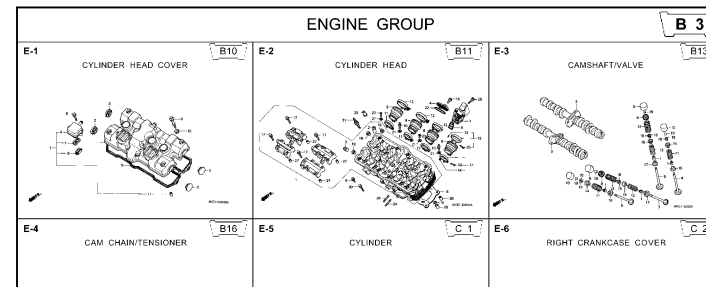
Initial version issue date
 January 20, 2004
Honda Motor Co., Ltd.

CONTENTS

	Page	Address No.	
● Instruction for use of parts catalogue	1	B 1	1
● How to refer to the part information	2	B 2	
● Part catalogue structure	3	B 3	
● When the parts were revised	4	B 4	
● Abbreviations used in the parts catalogue	4	B 4	
● Part block and serial number check	5	B 5	
● Models, parts catalogue codes and applicable serial numbers	6	B 6	
● Fuel hose, general purpose hoses and vinyl hose	7	B 7	
● FLAT RATE SERVICE TIME	11	B11	
● Illustrated index	16	B16	
● ENGINE GROUP	23	D 1	2
● FRAME GROUP	57	G 1	3
● PART NO. INDEX	107	K 1	4
● PART NAME INDEX	113	L 1	5

How to refer to the part information

A Reference with "Illustrated index"

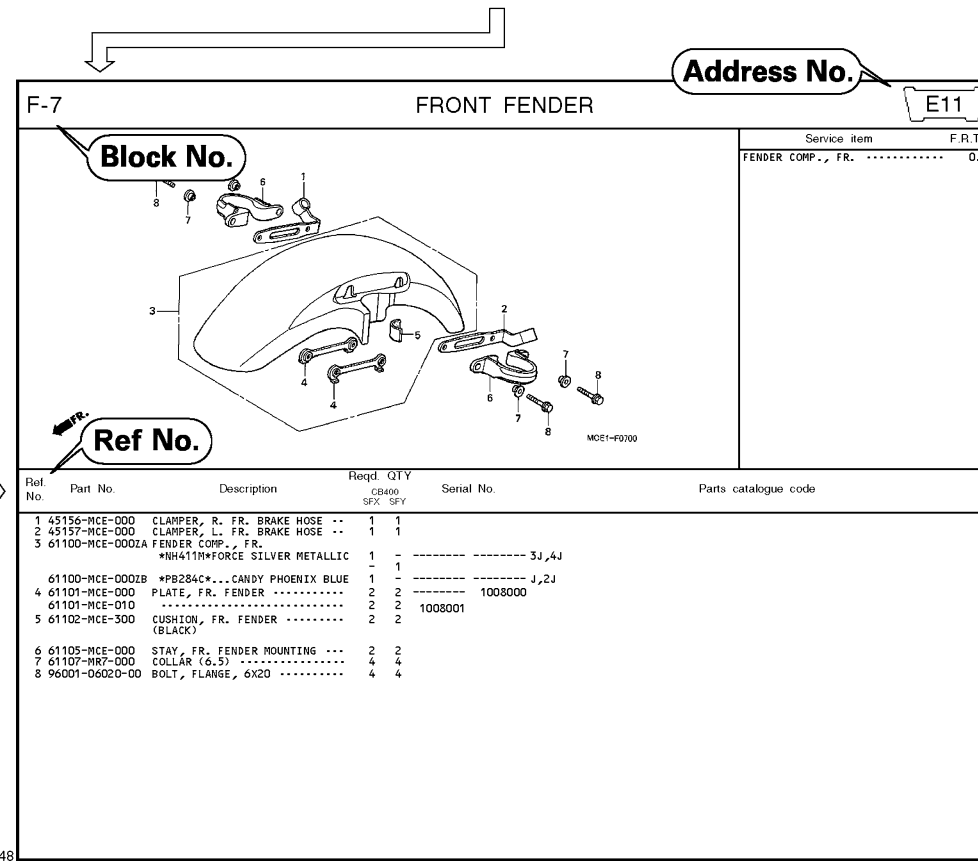


B Reference with "Part number index"

PART NO. INDEX								
Part Number	Address	Page	Ref.	Part Number	Address	Page	Ref.	F
04000				13323-MY9-751	C12	28	10	1492
				13324-MY9-751	C12	28	10	1493
04911-MCE-000	C10	26	1	13325-MY9-751	C12	28	10	1493
				13327-MY9-751	C12	28	10	1493
06000				14000				1493
06405-MY5-P00	F13	67	3	14100-MCE-000	B13	13	2	1493
06405-MY5-P10	F13	67	3	14200-MCE-000	B13	13	3	1493
06410-MY9-860	F2	56	1	14321-MCE-000	B16	16	2	1493
06435-MCE-006	F1	55	1	14401-MCE-003	B16	16	3	1493
06451-166-405	E13	51	2	14510-MBE-000	B16	16	4	1494
06451-443-405	F1	55	2	14520-MY9-691	B16	16	5	1494
06451-MA7-405	E13	51	1	14524-MY9-690	B16	16	6	1494
06455-MCE-006	E13	51	3	14546-MCE-000	B16	16	7	1494
				14620-MY9-691	B16	16	8	1494
11000				14711-MCE-000	B13	13	4	1494
11210-MCE-000	C9	25	1	14712-MCE-000	B13	13	5	1494
11350-MCE-305	C2	18	1	14721-MCE-000	B13	13	6	1494
11333-KT8-000	C6	22	1	14722-MCE-000	B13	13	7	1494
11335-MCE-000	C2	18	2	14730-MCE-000	B13	13	8	1494
11360-MCE-000	C7	23	1	14731-MCE-000	B13	13	9	1494
11365-MCE-000	C7	23	2	14731-MY9-751	B13	13	10	1495
11396-MY9-000	C2	18	3	14751-KY2-000	B13	13	11	1495
11631-MCE-000	C5	21	1	14751-MCE-000	B13	13	12	1495
11691-MY9-000	C5	21	2	14761-MCE-000	B13	13	13	1495

C Reference with "Part name index"

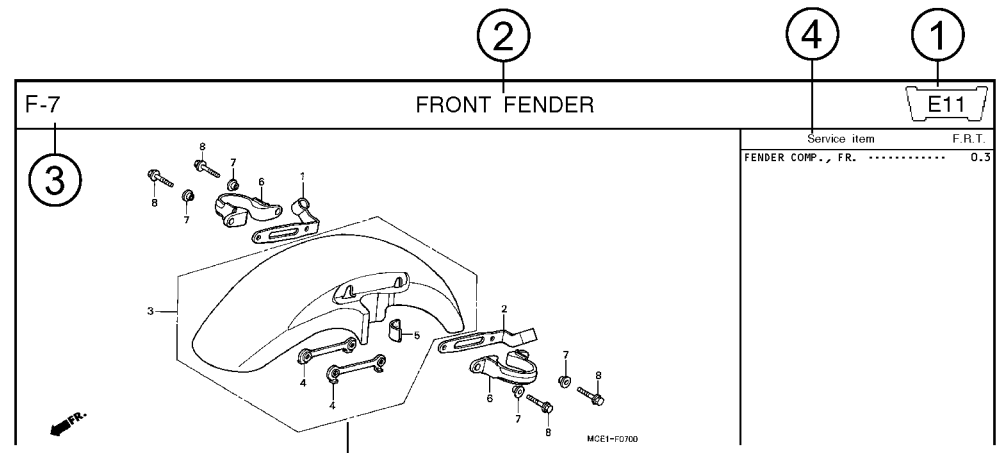
PART NAME INDEX							
Part name	Address	Page	Ref.	Part name	Address	Page	Ref.
[A]				BOLT , CHANG I			
ADJUSTER , CHAIN	F13	67	5	BOLT , CLUTC H			
ARM COMP. , GEA R CHANGE	F10	64	3	BOLT , CONNEC T			
ARM , L. MAIN STEP	F11	65	8	BOLT , DISK, 6			
ARM , L. PILLI O STEP	F11	65	12	BOLT , DISK, 8			
ARM , R. MAIN STEP	F11	65	5	BOLT , DRAIN I			
ARM , R. PILLI O STEP	F11	65	11	BOLT , FLANG E			
AUT O COC K ASSY. , FUEL	F4	58	2	BOLT , FLANG E			
AXLE , FR. WHEEL	E14	52	3	BOLT , FLANG E			
AXLE , RR. WHEEL	F2	56	3	BOLT , FLANG E			
[B]				BOLT , FLANG E			
BAG , AIR PRESSUR E GAUGE	F67	77	4	BOLT , FLANG E			
BAG , SERVICE BOOK	F67	77	1	BOLT , FLANG E			
BAG , TOOL	F67	77	3	BOLT , FLANG E			
BALL , STEEL	F11	65	20	BOLT , FLANG E			
BAN B A , INSULATOR	B11	11	11	BOLT , FLANG E			
BAN B B , INSULATOR	B11	11	12	BOLT , FLANG E			
BAND , AIR CLEANER CONNECTING	F8	62	22	BOLT , FLANG E			
BAND , U-LOCK	F16	70	5	BOLT , FLANG E			
BAND , WIRE	C10	26	14	BOLT , FLANG E			
	E5	43	21				
	G4	74	1R				



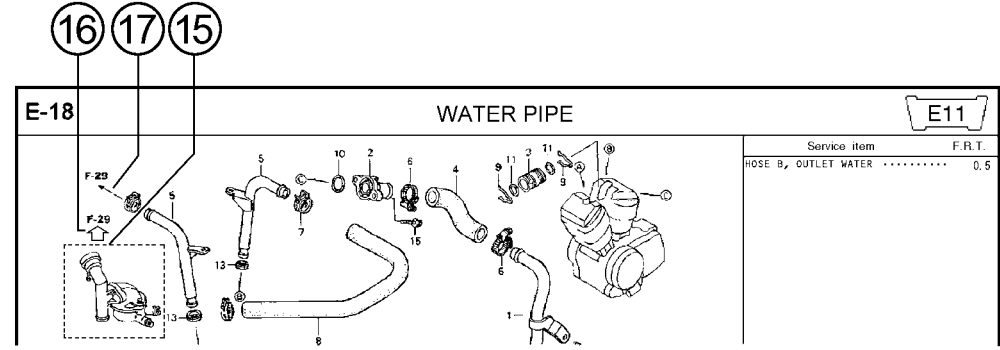
Page No.

2000.09.01 E

Part catalogue structure



Ref. No.	Part No.	Description	Reqd. QTY		Serial No.	Parts catalogue code
			CB400	SFY		
1	45156-MCE-000	CLAMPER, R. FR. BRAKE HOSE ..	1	1		
2	45157-MCE-000	CLAMPER, L. FR. BRAKE HOSE ..	1	1		
3	61100-MCE-000ZA	FENDER COMP., FR. *NH411M*FORCE SILVER METALLIC	1	-	----- 3J,4J	
	61100-MCE-000ZB	*PB284C*...CANDY PHOENIX BLUE	-	1	----- J,2J	
4	61101-MCE-000	PLATE, FR. FENDER	2	2	1008000	
	61101-MCE-010	2	2	1008001	
5	61102-MCE-300	CUSHION, FR. FENDER	2	2		
		(BLACK)				




- ① **Address number**
 - Address No. is provided (in place of the page No.) to help you refer to the part with the part No. or part name.
- ② **Block title** ③ **Block number**
- ④ **Service item/Flat rate time**
- ⑤ **Reference number**
 - Title number marked with the parenthesis or parentheses indicates that it continues from the previous page.
- ⑥ **Part number** ⑦ **Honda color code**
- ⑧ **Description**
- ⑨ **Assemblies**
 - Sections framed with broken lines in the exploded view drawings are available as complete assemblies. (Their individual parts can also be obtained.)
- ⑩ **Color description**
- ⑪ **Note**
 - Notes are shown with the parentheses in the part name column.
- ⑫ **Required quantity**
 - Reqd. QTY shown in the parenthesis or parentheses indicates the optional part.
 - Reqd. QTY marked with "N" indicates the optional part that should be selected as needed.
 - Reqd. QTY indicates the number of the part used in the block.
- ⑬ **Serial number**
- ⑭ **Parts catalogue code**
 - When the parts catalogue code column is blank, it indicates that the part is applicable to all codes.
- ⑮
 - Parts enclosed within a dotted line are covered in a different block.
- ⑯
 - A hollow arrow indicates the block No. for the parts enclosed within a dotted line .
- ⑰
 - A solid arrow indicates the block No. the part in question is connected to.

When the parts were revised



Abbreviations used in the parts catalogue



Ref. No.	Part No.	Description	Reqd. QTY		Serial No.
			CB400 SFX	SFY	
1	45156-MCE-000	CLAMPER, R. FR. BRAKE HOSE ..	1	1	
2	45157-MCE-000	CLAMPER, L. FR. BRAKE HOSE ..	1	1	
3	61100-MCE-000ZA	FENDER COMP., FR. *NH411M*FORCE SILVER METALLIC	1	-	-----3J,4J
	61100-MCE-000ZB	*PB284C*...CANDY PHOENIX BLUE	1	-	-----J,2J
4	61101-MCE-000	PLATE, FR. FENDER (###).....	2	2	-----1008000
	61101-MCE-010	2	2	-----1008001
5	61102-MCE-300	CUSHION, FR. FENDER (BLACK)	2	2	
6	61105-MCE-000	STAY, FR. FENDER MOUNTING ...	2	2	
7	61107-MR7-000	COLLAR (6.5)	4	4	
8	96001-06020-00	BOLT, FLANGE, 6X20	4	4	

The number has been used from the initial model without revision.

When shown at the left side, it is applicable to the models of No.1008001 and the subsequent numbers.

When shown at the right side, it is applicable to the models up to No.1008000.

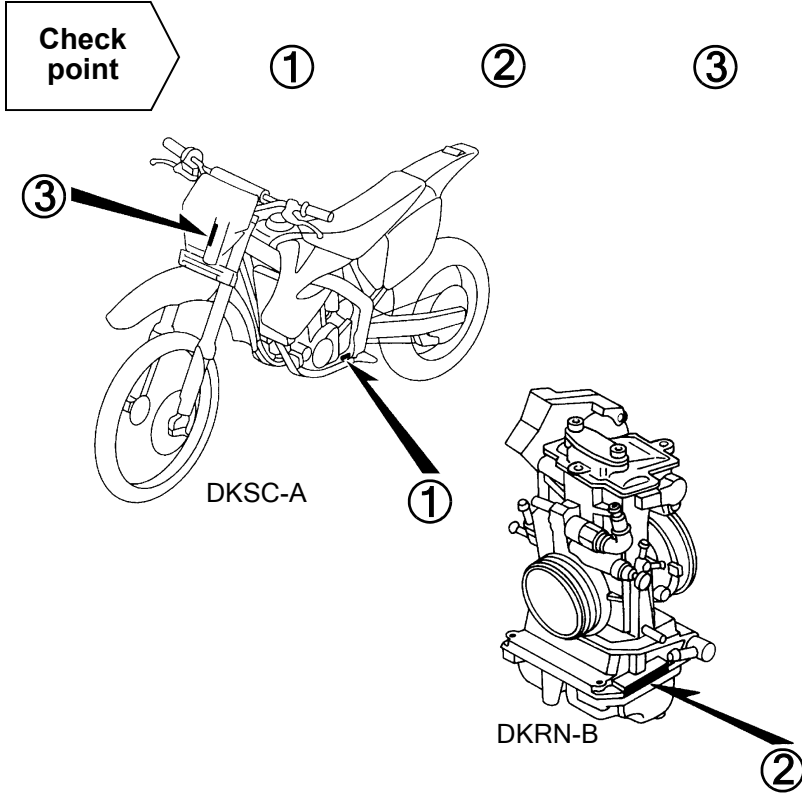
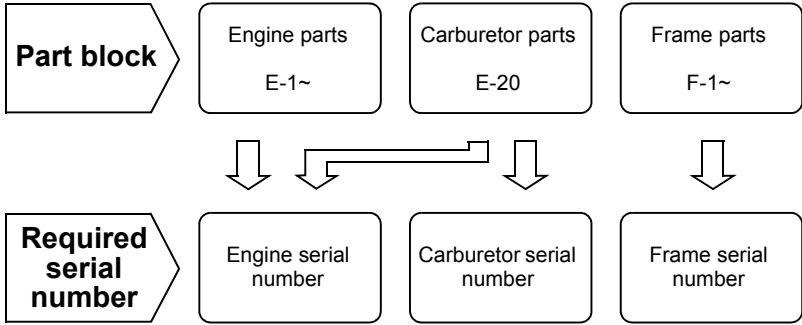
The parts listed with "###" at the end of the parts name have limited supply period (parts not for sale).

* "L." or "R." in the description of a part stands for the LEFT hand side or the RIGHT hand side. Determine the left or right as if you were in the motorcycle seat.

The following abbreviations are used in this parts catalogue.

- | | |
|---|----------------------------------|
| A Ampere | L.Left |
| ABS Anti-lock brake system | L (100L) .Link (100 Links) |
| A.C. Alternating current | L.E.D.Light emitted diode |
| A.M. Attaching mark | MMMillimeter |
| ASSY. Assembly | MPHMiles per hour |
| C.D.I. Capacitive discharge ignition | R.Right |
| COMP. ... Complete | RR.Rear |
| D.C. Direct current | STD.Standard |
| EX. Exhaust | T (22T) ...Tooth (22 Teeth) |
| FR. Front | TCSTraction control system |
| G Gram | T.M.Transcript mark |
| HEX. Hexagonal | VVolt |
| IN. Inlet | WWatt |
| KPH Kilometers per hour | WLWith labelling |
| | WOLWithout labelling |

Part block and serial number check



Models, parts catalogue codes and applicable serial numbers

Models, parts catalogue codes and applicable serial Nos. given in this parts catalogue can be identified as follows.

Parts with parts catalogue codes are exclusive for models destined for countries designated.

If no area codes are listed, parts are for common use.

Model	Area code	Type	Parts catalogue code	Applicable engine serial No.	Applicable frame serial No.	Applicable carburetor identification No.
CRF250X4	ED	European direct sales	ED	ME11E-5000001~5099999	JH2ME11A*4K000001~4K099999	FCR02A A
	U	Australia	U	ME11E-5000001~5099999	JH2ME11U*4K000001~4K099999	
CRF250X5	DK	General export (KM)	DK	ME11E-5100001~5199999	JH2ME119*5M100001~5M199999	FCR02A A
	ED	European direct sales	ED	ME11E-5000001~5099999	JH2ME11A*5K110001~5K199999	
CRF250X6	ED	European direct sales	ED	ME11E-5200001~5219999	JH2ME11A*6M200001~6M209999	FCR02A A/B
			ED/A	ME11E-5220001~5229999	JH2ME11A*6K210001~6K219999	FCR02A B
			ED/B	ME11E-5230001~5239999	JH2ME11A*6M220001~6M229999	
CRF250X7	ED	European direct sales	ED	ME11E-5300001~5309999	JH2ME11A*7M300001~7M309999	FCR14A A
			ED/A	ME11E-5310001~5319999	JH2ME11A*7K310001~7K319999	
			ED/B	ME11E-5320001~5329999	JH2ME11A*7M320001~7M329999	
	U	Australia	U	ME11E-5300001~5309999	JH2ME11U*7M300001~7M309999	
			U/A	ME11E-5310001~5319999	JH2ME11U*7K310001~7K319999	
			U/B	ME11E-5320001~5329999	JH2ME11U*7M320001~7M329999	
CRF250X8	ED	European direct sales	ED	ME11E-5400001~	JH2ME11A*8M400001~	FCR14B A
	U	Australia	U	ME11E-5400001~	JH2ME11U*8M400001~	

* Of carburetor/throttle body identification numbers, only the portions underlined in the example below are used for registration.

FCR02A A KC 7

Fuel hose, general purpose hoses and vinyl hose

- The standard part fuel hose, general purpose hose and vinyl hose may be substituted by the coiled bulk part.
- When ordering the standard part fuel hose, general purpose hose and vinyl hose use the bulk part number written in the parts catalogue in brackets () underneath the part name, or use the catalogue below.
(The bulk part standard length is 1 m, however, those displayed in the catalogue < > are available in 3 m and 8 m lengths.)
- When exchanging the hose, cut and use at the specified length as mentioned in the part name.
(For the method of cutting the bulk part, and method of filling out orders etc., please refer to the service manual and the instructions issued with the bulk part.)
- The list below is a catalogue of the standard part numbers and bulk part numbers. Note that those numbers are applicable to the listed replacement parts only.

Fuel hoses/Tubes			
Standard part No.	Bulk part No.	Bulk part	
		Inner diameter (mm)	Length (m)
95001-30xxx-2x	95001-30001-20M	3.0	1
95001-30xxx-3x	95001-30001-30M	3.0	1
95001-30xxx-4x	95001-30001-40M	3.0	1
95001-35xxx-2x	95001-35001-50M <95001-35003-50M>	3.5	1 3
95001-35xxx-3x	95001-35001-60M <95001-35003-60M>	3.5	1 3
95001-35xxx-4x	95001-35001-60M <95001-35003-60M>	3.5	1 3
95001-35xxx-5x	95001-35001-50M <95001-35003-50M>	3.5	1 3
95001-35xxx-6x	95001-35001-60M <95001-35003-60M>	3.5	1 3
95001-45xxx-2x	95001-45001-50M <95001-45003-50M>	4.5	1 3
95001-45xxx-3x	95001-45001-60M <95001-45003-60M> <95001-45008-60M>	4.5	1 3 8
95001-45xxx-4x	95001-45001-60M <95001-45003-60M> <95001-45008-60M>	4.5	1 3 8
95001-45xxx-5x	95001-45001-50M <95001-45003-50M>	4.5	1 3
95001-45xxx-6x	95001-45001-60M <95001-45003-60M> <95001-45008-60M>	4.5	1 3 8
95001-55xxx-2x	95001-55001-50M <95001-55003-50M> <95001-55008-50M>	5.5	1 3 8

Fuel hoses/Tubes			
Standard part No.	Bulk part No.	Bulk part	
		Inner diameter (mm)	Length (m)
95001-55xxx-3x	95001-55001-60M <95001-55003-60M> <95001-55008-60M>	5.5	1 3 8
95001-55xxx-4x	95001-55001-60M <95001-55003-60M> <95001-55008-60M>	5.5	1 3 8
95001-55xxx-5x	95001-55001-50M <95001-55003-50M> <95001-55008-50M>	5.5	1 3 8
95001-55xxx-6x	95001-55001-60M <95001-55003-60M> <95001-55008-60M>	5.5	1 3 8
95001-75xxx-2x	95001-75001-50M <95001-75003-50M>	7.5	1 3
95001-75xxx-3x	95001-75001-60M <95001-75003-60M> <95001-75008-60M>	7.5	1 3 8
95001-75xxx-4x	95001-75001-60M <95001-75003-60M> <95001-75008-60M>	7.5	1 3 8
95001-75xxx-5x	95001-75001-50M <95001-75003-50M>	7.5	1 3
95001-75xxx-6x	95001-75001-60M <95001-75003-60M> <95001-75008-60M>	7.5	1 3 8
95001-80xxx-2x	95001-80001-50M	8.0	1
95001-80xxx-3x	95001-80001-60M	8.0	1
95001-80xxx-4x	95001-80001-60M	8.0	1
95001-80xxx-5x	95001-80001-50M	8.0	1
95001-80xxx-6x	95001-80001-60M	8.0	1

Vinyl tube				
Standard part No.	Bulk part No.	Bulk part		
		Inner dia- meter (mm)	Outer dia-meter (mm)	Length (m)
95003-01xxx-3x	95003-01001-60M <95003-01003-60M>	2.9	6.8	1 3
95003-01xxx-60	95003-01001-60M <95003-01003-60M>	2.9	6.8	1 3
95003-03xxx-3x	95003-03001-60M <95003-03003-60M>	3.0	6.0	1 3
95003-03xxx-60	95003-03001-60M <95003-03003-60M>	3.0	6.0	1 3
95003-05xxx-3x	95003-05001-60M <95003-05003-60M> <95003-05008-60M>	3.5	6.5	1 3 8
95003-05xxx-60	95003-05001-60M <95003-05003-60M> <95003-05008-60M>	3.5	6.5	1 3 8
95003-07xxx-1x	95003-07001-10M <95003-07003-10M> <95003-07008-10M>	4.0	7.0	1 3 8
95003-07xxx-20	95003-07001-10M <95003-07003-10M> <95003-07008-10M>	4.0	7.0	1 3 8
95003-07xxx-3x	95003-07001-60M <95003-07003-60M> <95003-07008-60M>	4.0	7.0	1 3 8
95003-07xxx-60	95003-07001-60M <95003-07003-60M> <95003-07008-60M>	4.0	7.0	1 3 8
95003-07xxx-7x	95003-07001-70M <95003-07003-70M> <95003-07008-70M>	4.0	7.0	1 3 8
95003-08xxx-1x	95003-08001-10M <95003-08003-10M> <95003-08008-10M>	4.5	6.5	1 3 8
95003-09xxx-3x	95003-09001-60M <95003-09003-60M>	4.5	8.0	1 3
95003-09xxx-60	95003-09001-60M <95003-09003-60M>	4.5	8.0	1 3
95003-10xxx-1x	95003-10001-10M <95003-10003-10M>	5.0	8.0	1 3
95003-10xxx-20	95003-10001-10M <95003-10003-10M>	5.0	8.0	1 3
95003-10xxx-3x	95003-10001-60M <95003-10003-60M>	5.0	8.0	1 3
95003-10xxx-60	95003-10001-60M <95003-10003-60M>	5.0	8.0	1 3
95003-11xxx-3x	95003-11001-60M <95003-11003-60M> <95003-11008-60M>	5.0	9.0	1 3 8
95003-11xxx-60	95003-11001-60M <95003-11003-60M> <95003-11008-60M>	5.0	9.0	1 3 8
95003-12xxx-1x	95003-12001-10M <95003-12003-10M> <95003-12008-10M>	5.0	7.0	1 3 8
95003-12xxx-20	95003-12001-10M <95003-12003-10M> <95003-12008-10M>	5.0	7.0	1 3 8

Vinyl tube				
Standard part No.	Bulk part No.	Bulk part		
		Inner dia- meter (mm)	Outer dia-meter (mm)	Length (m)
95003-14xxx-1x	95003-14001-10M <95003-14003-10M>	6.0	9.0	1 3
95003-14xxx-20	95003-14001-10M <95003-14003-10M>	6.0	9.0	1 3
95003-14xxx-3x	95003-14001-60M <95003-14003-60M>	6.0	9.0	1 3
95003-17xxx-1x	95003-17001-10M <95003-17003-10M>	7.0	9.0	1 3
95003-19xxx-1x	95003-19001-10M <95003-19003-10M> <95003-19008-10M>	7.0	11.0	1 3 8
95003-19xxx-20	95003-19001-10M <95003-19003-10M> <95003-19008-10M>	7.0	11.0	1 3 8
95003-19xxx-3x	95003-19001-60M <95003-19003-60M> <95003-19008-60M>	7.0	11.0	1 3 8
95003-19xxx-60	95003-19001-60M <95003-19003-60M> <95003-19008-60M>	7.0	11.0	1 3 8
95003-21xxx-1x	95003-21001-10M <95003-21003-10M>	8.0	9.0	1 3
95003-21xxx-20	95003-21001-10M <95003-21003-10M>	8.0	9.0	1 3
95003-23xxx-1x	95003-23001-10M <95003-23003-10M>	8.0	12.0	1 3
95003-23xxx-20	95003-23001-10M <95003-23003-10M>	8.0	12.0	1 3
95003-23xxx-3x	95003-23001-60M <95003-23003-60M> <95003-23008-60M>	8.0	12.0	1 3 8
95003-23xxx-60	95003-23001-60M <95003-23003-60M> <95003-23008-60M>	8.0	12.0	1 3 8
95003-25xxx-1x	95003-25001-10M <95003-25003-10M>	9.0	11.0	1 3
95003-25xxx-20	95003-25001-10M <95003-25003-10M>	9.0	11.0	1 3
95003-25xxx-3x	95003-25001-60M <95003-25003-60M>	9.0	11.0	1 3
95003-25xxx-7x	95003-25001-70M <95003-25003-70M>	9.0	11.0	1 3
95003-27xxx-1x	95003-27001-10M <95003-27003-10M>	9.0	13.0	1 3
95003-27xxx-20	95003-27001-10M <95003-27003-10M>	9.0	13.0	1 3
95003-27xxx-3x	95003-27001-60M <95003-27003-60M>	9.0	13.0	1 3
95003-27xxx-60	95003-27001-60M <95003-27003-60M>	9.0	13.0	1 3
95003-33xxx-1x	95003-33001-10M <95003-33003-10M>	10.0	14.0	1 3
95003-33xxx-20	95003-33001-10M <95003-33003-10M>	10.0	14.0	1 3

Vinyl tube				
Standard part No.	Bulk part No.	Bulk part		
		Inner dia- meter (mm)	Outer dia-meter (mm)	Length (m)
95003-36xxx-1x	95003-36001-10M <95003-36003-10M> <95003-36008-10M>	11.0	13.0	1 3 8
95003-36xxx-20	95003-36001-10M <95003-36003-10M> <95003-36008-10M>	11.0	13.0	1 3 8
95003-37xxx-3x	95003-37001-60M <95003-37003-60M>	11.0	15.0	1 3
95003-37xxx-60	95003-37001-60M <95003-37003-60M>	11.0	15.0	1 3
95003-38xxx-1x	95003-38001-10M <95003-38003-10M>	12.0	13.0	1 3
95003-38xxx-20	95003-38001-10M <95003-38003-10M>	12.0	13.0	1 3
95003-39xxx-1x	95003-39001-10M <95003-39003-10M>	12.0	14.0	1 3
95003-39xxx-20	95003-39001-10M <95003-39003-10M>	12.0	14.0	1 3
95003-40xxx-20	95003-40001-10M <95003-40003-10M>	12.0	16.0	1 3
95003-40xxx-3x	95003-40001-60M <95003-40003-60M>	12.0	16.0	1 3
95003-40xxx-60	95003-40001-60M <95003-40003-60M>	12.0	16.0	1 3
95003-43xxx-1x	95003-43001-10M <95003-43003-10M> <95003-43008-10M>	13.0	15.0	1 3 8
95003-43xxx-20	95003-43001-10M <95003-43003-10M> <95003-43008-10M>	13.0	15.0	1 3 8
95003-45xxx-1x	95003-45001-10M <95003-45003-10M> <95003-45008-10M>	14.0	18.0	1 3 8
95003-45xxx-20	95003-45001-10M <95003-45003-10M> <95003-45008-10M>	14.0	18.0	1 3 8
95003-50xxx-1x	95003-50001-10M <95003-50003-10M>	16.0	19.0	1 3
95003-50xxx-20	95003-50001-10M <95003-50003-10M>	16.0	19.0	1 3
95003-50xxx-3x	95003-50001-60M <95003-50003-60M>	16.0	19.0	1 3
95003-55xxx-1x	95003-55001-10M <95003-55003-10M>	17.5	20.5	1 3
95003-55xxx-20	95003-55001-10M <95003-55003-10M>	17.5	20.5	1 3
95003-60xxx-1x	95003-60001-10M <95003-60003-10M>	22.0	27.0	1 3
95003-60xxx-20	95003-60001-10M <95003-60003-10M>	22.0	27.0	1 3
95003-60xxx-3x	95003-60001-60M <95003-60003-60M>	22.0	27.0	1 3
95003-60xxx-60	95003-60001-60M <95003-60003-60M>	22.0	27.0	1 3

General purpose hoses			
Standard part No.	Bulk part No.	Bulk part	
		Inner diameter (mm)	Length (m)
95005-11xxx-3x	95005-11001-30M	11.0	1
95005-11xxx-5x	95005-11001-50M	11.0	1
95005-12xxx-1x	95005-12001-10M <95005-12003-10M>	12.0	1 3
95005-12xxx-2x	95005-12001-20M	12.0	1
95005-12xxx-3x	95005-12001-30M	12.0	1
95005-12xxx-5x	95005-12001-50M	12.0	1
95005-14xxx-1x	95005-14001-10M	14.0	1
95005-14xxx-2x	95005-14001-20M <95005-14003-20M>	14.0	1 3
95005-14xxx-3x	95005-14001-30M	14.0	1
95005-14xxx-5x	95005-14001-50M	14.0	1
95005-17xxx-1x	95005-17001-10M	17.0	1
95005-17xxx-2x	95005-17001-20M	17.0	1
95005-17xxx-3x	95005-17001-30M	17.0	1
95005-17xxx-5x	95005-17001-50M	17.0	1
95005-30xxx-3x	95005-30001-30M	3.0	1
95005-30xxx-5x	95005-30001-50M	3.0	1
95005-35xxx-1x	95005-35001-10M <95005-35003-10M> <95005-35008-10M>	3.5	1 3 8
95005-35xxx-2x	95005-35001-20M	3.5	1
95005-35xxx-3x	95005-35001-30M	3.5	1
95005-35xxx-4x	95005-35001-10M <95005-35003-10M> <95005-35008-10M>	3.5	1 3 8
95005-35xxx-5x	95005-35001-50M	3.5	1
95005-45xxx-1x	95005-45001-10M <95005-45003-10M> <95005-45008-10M>	4.5	1 3 8
95005-45xxx-2x	95005-45001-20M	4.5	1
95005-45xxx-3x	95005-45001-30M	4.5	1

General purpose hoses			
Standard part No.	Bulk part No.	Bulk part	
		Inner diameter (mm)	Length (m)
95005-45xxx-4x	95005-45001-10M <95005-45003-10M> <95005-45008-10M>	4.5	1 3 8
95005-45xxx-5x	95005-45001-50M	4.5	1
95005-50xxx-3x	95005-50001-30M <95005-50003-30M>	5.0	1 3
95005-50xxx-5x	95005-50001-50M	5.0	1
95005-55xxx-1x	95005-55001-10M <95005-55003-10M> <95005-55008-10M>	5.3	1 3 8
95005-55xxx-2x	95005-55001-20M <95005-55003-20M>	5.3	1 3
95005-55xxx-4x	95005-55001-10M <95005-55003-10M> <95005-55008-10M>	5.3	1 3 8
95005-65xxx-1x	95005-65001-10M <95005-65003-10M>	6.5	1 3
95005-65xxx-2x	95005-65001-20M	6.5	1
95005-70xxx-3x	95005-70001-30M <95005-70003-30M>	7.0	1 3
95005-70xxx-5x	95005-70001-50M	7.0	1
95005-75xxx-1x	95005-75001-10M <95005-75003-10M>	7.3	1 3
95005-75xxx-2x	95005-75001-20M	7.3	1
95005-80xxx-1x	95005-80001-10M <95005-80003-10M>	8.0	1 3
95005-80xxx-2x	95005-80001-20M	8.0	1
95005-80xxx-3x	95005-80001-30M	8.0	1
95005-80xxx-5x	95005-80001-50M	8.0	1
95005-91xxx-3x	95005-91001-30M	12.0	1
95005-91xxx-5x	95005-91001-50M	12.0	1
95005-92xxx-3x	95005-92001-30M	12.0	1
95005-92xxx-5x	95005-92001-50M	12.0	1

NOTE: X is displayed to represent the omitted numerals and letters of the roman alphabet.

⊙ **CAUTION: It is DANGEROUS to confuse the fuel hose with the general purpose hose or vinyl hose.**

Never use a general purpose hose or vinyl hose in place of a fuel hose or vice versa. Always use the correct bulk part in the parts catalogue, according to the service manual or the instructions issued with the bulk part.

• Bulk part number of fuel hose, general purpose hose and vinyl hose.

(Example)

9 5 0 0 1 - 7 5 0 0 1 - 5 0 M

Bulk part number: Refers to the bulk part.

Marking code (hose type): (fuel hose and general purpose hose)

Change code (for added hose): (Vinyl hose)

- Indicates number mark or change sequence, however, the code for the bulk part must be strictly 0 (zero).

Types of code:

- Fuel hose
 - 2: Red outside braid (3 mm inside dia. only)
 - 5: Black inside braid
 - 3: Red (3 mm inside dia. only)
 - 4: Ash gray with red stripe (3 mm inside dia. only)
 - 6: Black
- Vinyl hose
 - 1: Clear
 - 2: Black
 - 3: Light red
 - 6: Light red
 - 7: Pale black
- General hose
 - 1: Ash gray
 - 2: Ash gray
 - 3: Black
 - 5: Black

Lengths: 001: 1 m (standard)
003: 3 m
008: 8 m

I.D code: (fuel hose and general purpose hose)

- 30: 3.0 mm
- 35: 3.5 mm
- 45: 4.5 mm
- 50: 5.0 mm
- 55: 5.3 mm, 5.5 mm
- 65: 6.5 mm
- 70: 7.0 mm
- 75: 7.3 mm, 7.5 mm
- 80: 8.0 mm
- 11: 11 mm
- 91: 12 mm (outside dia. 15) mm
- 92: 12 mm (outside dia. 16) mm
- 12: 12 mm (outside dia. 17) mm
- 14: 14 mm
- 17: 17 mm

ID./OD. code: (vinyl hose)

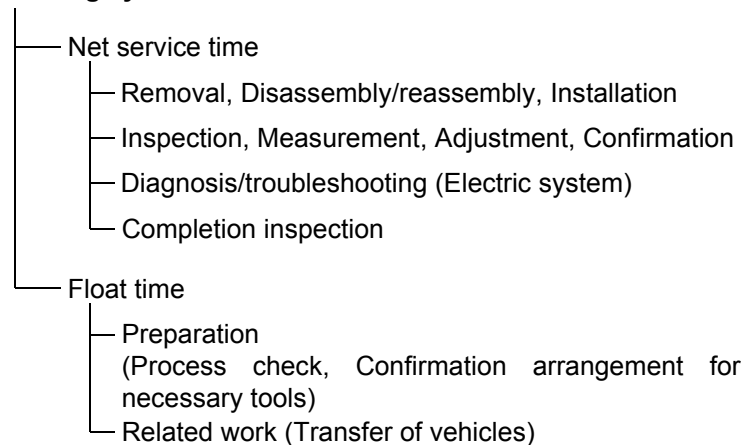
- 01: ID. 2.9, OD. 6.8 mm
- 03: ID. 3.0, OD. 6.0 mm
- 05: ID. 3.5, OD. 6.5 mm
- 07: ID. 4.0, OD. 7.0 mm
- 08: ID. 4.5, OD. 6.5 mm
- 09: ID. 4.5, OD. 8.0 mm
- 12: ID. 5.0, OD. 7.0 mm
- 10: ID. 5.0, OD. 8.0 mm
- 11: ID. 5.0, OD. 9.0 mm
- 14: ID. 6.0, OD. 9.0 mm
- 17: ID. 7.0, OD. 9.0 mm
- 19: ID. 7.0, OD. 11.0 mm
- 21: ID. 8.0, OD. 9.0 mm
- 23: ID. 8.0, OD. 12.0 mm
- 25: ID. 9.0, OD. 11.0 mm
- 27: ID. 9.0, OD. 13.0 mm
- 33: ID. 10.0, OD. 14.0 mm
- 36: ID. 11.0, OD. 13.0 mm
- 37: ID. 11.0, OD. 15.0 mm
- 38: ID. 12.0, OD. 13.0 mm
- 39: ID. 12.0, OD. 14.0 mm
- 40: ID. 12.0, OD. 16.0 mm
- 43: ID. 13.0, OD. 15.0 mm
- 45: ID. 14.0, OD. 18.0 mm
- 50: ID. 16.0, OD. 19.0 mm
- 55: ID. 17.5, OD. 20.5 mm
- 60: ID. 22.0, OD. 27.0 mm

Hose type: 1: Fuel hose
3: Vinyl hose
5: General hose

FLAT RATE SERVICE TIME

Flat rate service time (FRT) means the standard time required to service a MC, which is listed in this manual to help the dealers control the actual working process and calculate the service charge by using it as a guide.

FRT setting system



* Float time is set by multiplying the net service time by a given coefficient.

Editorial style

The service items shown in the text are listed with the exchange work time for the repair sales parts as the subject. Other representative service items not using repair parts (removal/installation, adjustment, inspection/measuring, and other work) are listed collectively in the list in the preface, classified according to the work.

FRT setting standard

- Decimal system (in unit of 0.1) is adopted to set FRT as it is convenient to calculate the wage.
Example: (0.1) → 6 minutes, (0.2) → 12 minutes
[Labor cost per hour] x [FRT] = [Wage]
- FRT is set with a hand tool.
- Service items and FRT can be subject to change depending on development of tools and service equipment and improvement in service procedure.

Work procedure

- As the work procedure is set with the work time according to the method in the separate Service Manual, refer to this Manual as required.
- Work methods permitting servicing in the shortest time still permitting assurance of safe work and product warranty are used for the setting of service items not listed in the Service Manual.
- Work basically is to be performed by one person, and when two or more people are required, setting is done as the total time for the number of people.
- The set value for the technological level of the workers uses a person with three years of experience in the repair of Honda vehicles as the standard.
- Special tools and service equipment used to set FRT are those specified or recommended in Service Manual.

Service item whose FRT is not presented

- Accessories and service parts that are not listed to use in this manual.
 - Locations with little aging deterioration or breakage during normal use.
 - Service work that can be finished by one touch.
 - Service work that is seldom done (i.e. extremely small causes of trouble and service frequency).
- * When FRT is not presented, please calculate wages based on appropriate actual work time

Operation not included of FRT

- Oil and coolant water draining, Waiting time for warming up operation and etc..
- Additional operation that involves removal/installation of standard exterior equipment.
- Indirect time spent for service by visiting the customer, trade-in, and delivery of a MC.
- Indirect time required for ordering and delivery of parts.
- Cost for grease, adhesive agent, etc. used for service work.

**Explanation of FRT by using an example
(The example may differ from the actual presented items)**

Ref. No.	L.O.N.	(Relative ref. Number) Description	F.R.T.
②	111118	(1, 3, 4, 7) CAMSHAFT 4.5	②
③	111118A	⑥ • Includes: Valve clearance adjustment Replace rocker arm add 1.0	⑤

- ① Reference No. of the illustration of part that shows location of the replacement work.
- ② FRT is an abbreviation of Flat Rate Time indicating the standard service time required for the replacement.
- ③ LON is an abbreviation of Labor Operation Number, and it is a classification of the service items by the work unit code.

The same operation code is used regardless of the models.

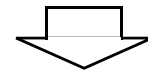
Standard operation is indicated with 6 digits code, and additional operation is indicated with 7 digits code.
- ④ Indicating the camshaft replacement and FRT4.5.
- ⑤ Indicating FRT1.0 that will be added when additional operation (replace rocker arm) is done in association with camshaft replacement.

- ⑥ Indicating work contents that are included in the service item.
- ⑦ Indicating a reference No. whose operation and time are the same as FRT4.5 for the camshaft.

(The application range is limited to the service items without an LON setting within a same block.)

**How to refer to the service item by using the sample
(camshaft replacement)**

Open to the page of the block where the camshaft's spare part illustration is shown.



Look for the camshaft illustration, and refer to the service item and FRT that agree with the reference No.

Indication mark for the listing of service items that continues to the following page

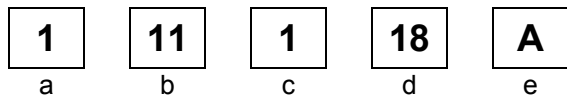
Ref. No.	L.O.N.	(Relative ref. Number) Description	F.R.T.
2	111118	CAMSHAFT	4.5
	.	.	.
	.	.	.

+
Mark indicated at the last line.

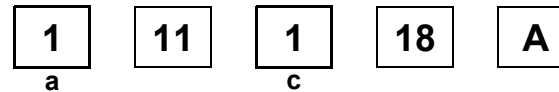
Indication of the block with no setting of FRT

Ref. No.	L.O.N.	(Relative ref. Number) Description	F.R.T.
NO INFORMATION			

• LON code system



- a) Category code..... Engine
- b) Location/function code Engine upper
- c) Operation code..... Replace
- d) Operation sequence number (Unit code can be shown with alphabet)
..... camshaft
(No regular rule of code)
- e) Additional code replace rocker arm
(No regular rule of code)



a) Category codes and classification

Code	Category
1	Engine
2	Transmission
3	Fuel & Exhaust
4	Frame & Body
5	Steering/Suspension
6	Electrical
7	Wheels/Brakes
8	Controls/instrument
9	-
0	-

c) Operation codes and classification

Code	Operation category
1	Replace, Removal/Installation, Change
2	Overhaul
3	Adjust, Balance
4	(Paint-related work: Top-coat)
5	Test, Inspect/diagnose, Measurement, Check
6	(Overhaul-related work: Rebore)
7	(Overhaul-related work: Reseal)
8	(Resurface)
9	(Paint-related work: Refinish)
0	Repair, Cleaning, Air bleeding

Major service items without using spare parts

(1) Removal/Installation, (2) Adjustment, (3) Inspection/
Measurement, (4) Overhaul, (5) Other work

[E: Engine, F: Frame]

* OPERATIONS OTHER THAN REPLACING PARTS

(1) Removal and installation

Set for the configuration with the parts removed from the vehicle.

	LON	DESCRIPTION	FRT
E	1101E5	TILTING ENGINE ASSEMBLY-REMOVAL/INSTALLATION INCLUDES: All necessary adjustment	2.0
	1111K0	CYLINDER HEAD ASSEMBLY-REMOVAL/INSTALLATION	1.7
	3111D6	CARBURETOR ASSEMBLY-REMOVAL/INSTALLATION	0.5
	1101E6	CRANKCASE SEPARATION INCLUDES: Engine removal and installation	4.2

(2) Adjustment

	LON	DESCRIPTION	FRT
E	3113A0	CARBURETOR IDLE-ADJUSTMENT	0.1
	2123A0	CLUTCH-ADJUSTMENT INCLUDES: Clutch lever adjustment	0.1
	6143A1	SPARK PLUG-ADJUSTMENT/CLEANING	0.2
	1113A0	VALVE CLEARANCE-ADJUSTMENT NOTE: For 1 vehicle	0.8
F	6163A0	HEADLIGHT-AIMING	0.1
	2133A0	DRIVE CHAIN-ADJUSTMENT	0.1
	3113A3	THROTTLE OPERATION-ADJUSTMENT	0.1

(3) Inspection, Measurement

	LON	DESCRIPTION	FRT
E	1115A0	COMPRESSION PRESSURE-MEASUREMENT	0.3
	3115A0	CARBURETOR FLOAT LEVEL-MEASUREMENT	0.8
	6145A0	IGNITION TIMING-INSPECTION	0.3
	2105A0	TRANSMISSION OIL-INSPECTION EXCLUDES: Oil change	0.1
	1135A0	ENGINE OIL-INSPECTION EXCLUDES: Oil change	0.1
F	7115A0	BRAKE OPERATION-TEST	0.1
	6105A0	BATTERY-CHECKING OF ELECTROLYTE LEVEL & CHARGE	0.2

(4) Overhaul

Work condition: The required Measurements, inspections, adjustments, and cleaning/washing of each part are performed, including the main body removal/installation work and the replacement of defective parts.

	LON	DESCRIPTION	FRT
E	311200	CARBURETOR-OVERHAUL INCLUDES: All necessary adjustment	1.0

(5) Other work

	LON	DESCRIPTION	FRT
E	1130A1	OIL FILTER SCREEN-CLEANING INCLUDES: Engine removal and installation	4.2
F	3120A0	CLEANER ELEMENT-CLEANING	0.2
	7110A0	FRONT BRAKE-AIR BLEEDING	0.2
	7110A1	REAR BRAKE-AIR BLEEDING	0.2
	1151E7	RADIATOR COOLANT-CHANGE	0.3

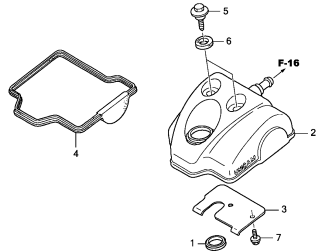
ENGINE GROUP

B16

E-1

CYLINDER HEAD COVER

D 1



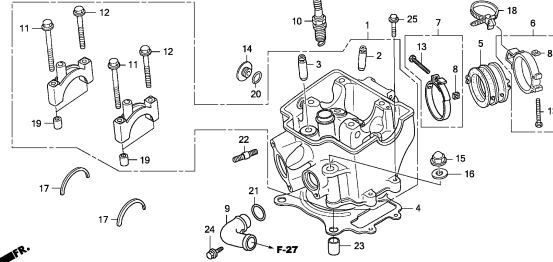
KSC3E0100

FR.

E-2

CYLINDER HEAD

D 2



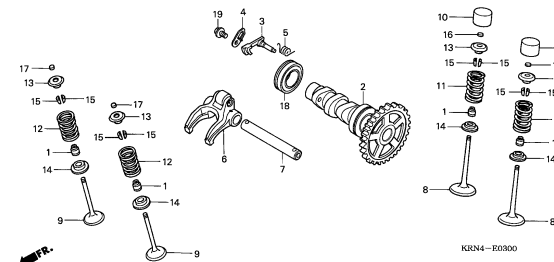
KSC3E0200

FR.

E-3

CAMSHAFT/VALVE

D 4



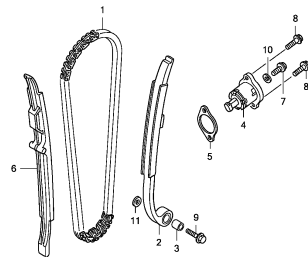
KRN4-E0300

FR.

E-4

CAM CHAIN/TENSIONER

D 8



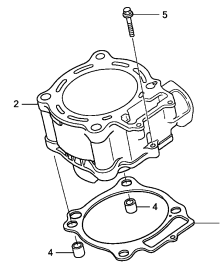
KSC3E0400

FR.

E-5

CYLINDER

D 9



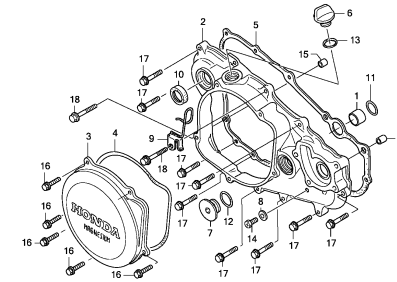
KSC3E0500

FR.

E-6

R. CRANKCASE COVER

D10



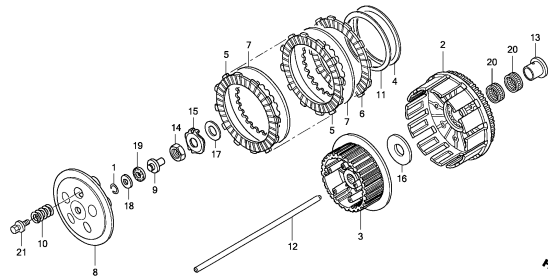
KSC3E0600

FR.

E-7

CLUTCH

D11



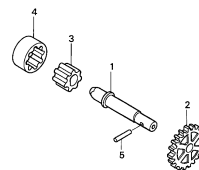
KSC3E0700

FR.

E-8

OIL PUMP

D12



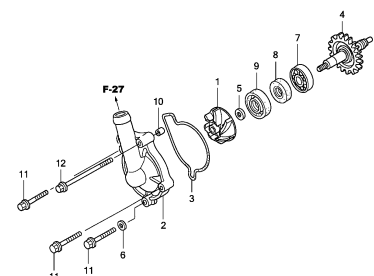
KRN4-E0800

FR.

E-9

WATER PUMP

D13



KSC3E0900

FR.

2

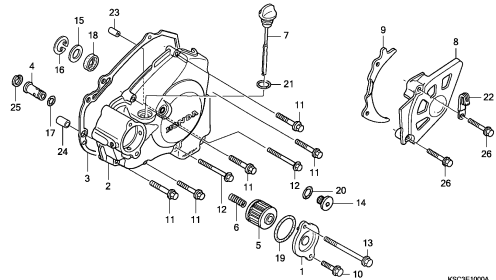
ENGINE GROUP

C 1

E-10

L. CRANKCASE COVER

D14

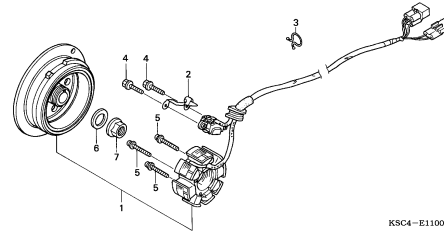


KSC3E100A

E-11

GENERATOR

D16

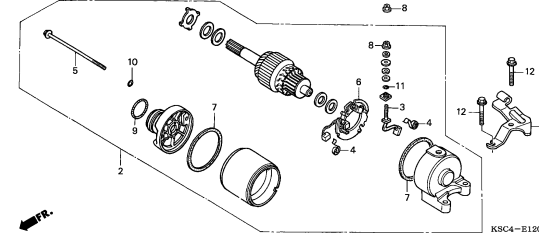


KSC4-E1100

E-12

STARTING MOTOR

E 1

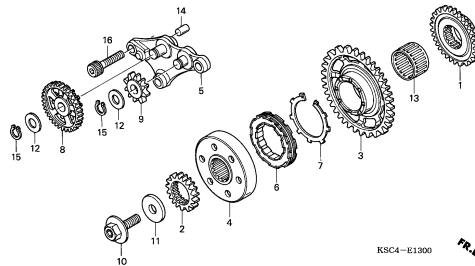


KSC4-E1200

E-13

STARTING CLUTCH

E 2

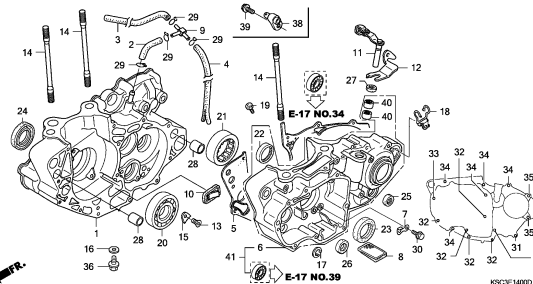


KSC4-E1300

E-14

CRANKCASE

E 3

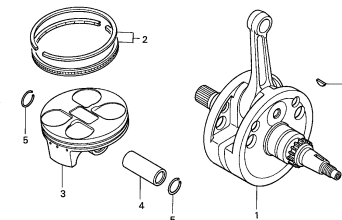


KSC3E1400D

E-15

CRANKSHAFT/PISTON

E 6

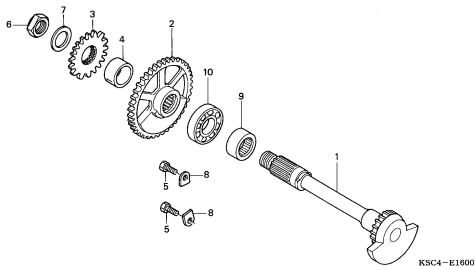


KR24-E1300

E-16

BALANCER

E 7

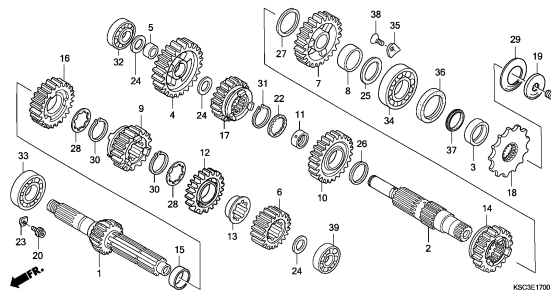


KSC4-E1600

E-17

TRANSMISSION

E 8

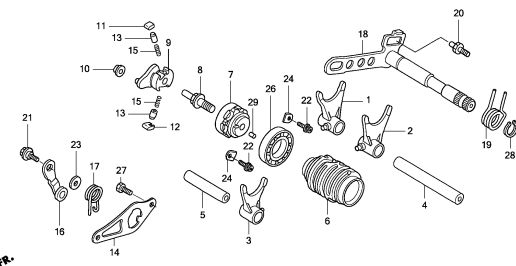


KSC3E1700

E-18

GEARSHIFT DRUM

E11



KSC3E1800

2

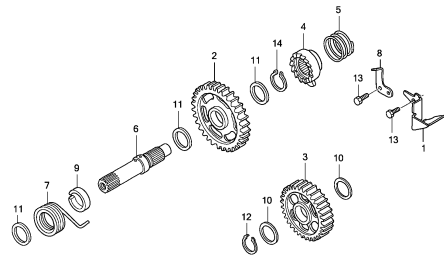
ENGINE GROUP

C 2

E-19

KICK STARTER SPINDLE

E13



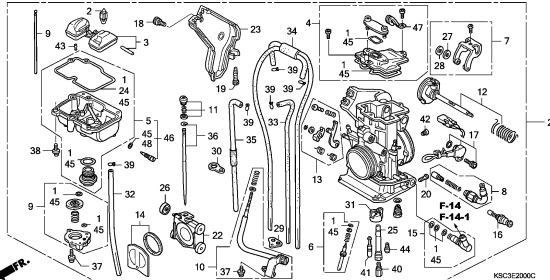
K5C3E1900



E-20

CARBURETOR

E14



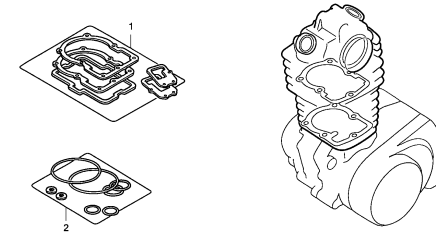
K5C3E2000C



EOP-1

GASKET KIT A

F 1



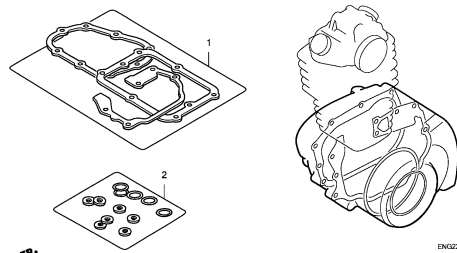
ENG1X0001B



EOP-2

GASKET KIT B

F 2



ENG2X0001B



2

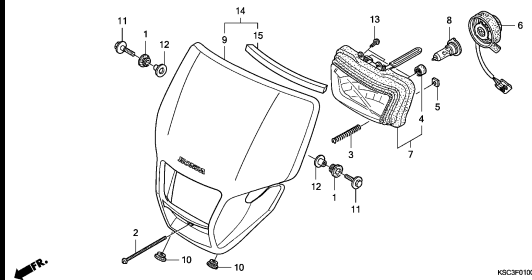
FRAME GROUP

C 3

F-1

HEADLIGHT

G 1

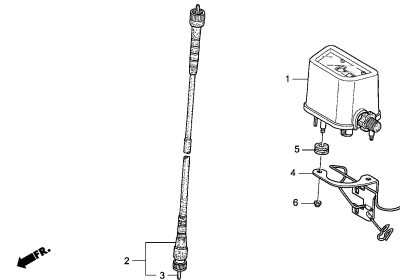


K5C3F0100

F-2

METER

G 2

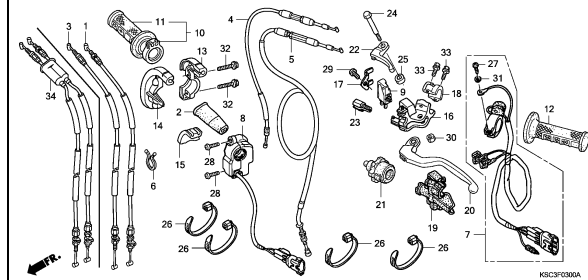


K5C3F000A

F-3

HANDLE LEVER/SWITCH/CABLE

G 3

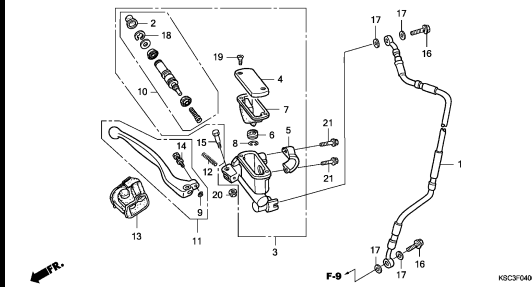


K5C3F000A

F-4

FR. BRAKE MASTER CYLINDER

G 6

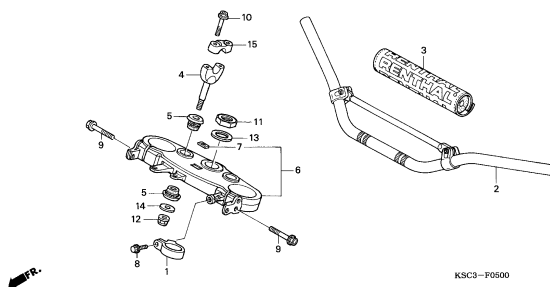


K5C3F0400

F-5

HANDLE PIPE/TOP BRIDGE

G 7

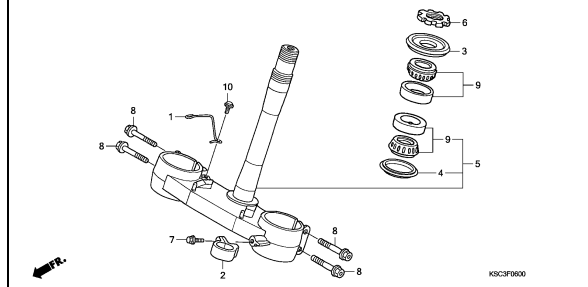


K5C3-F0500

F-6

STEERING STEM

G 8

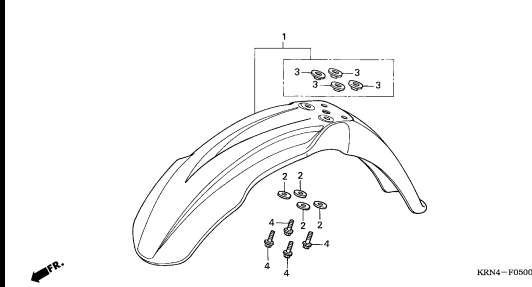


K5C3F0600

F-7

FRONT FENDER

G 9

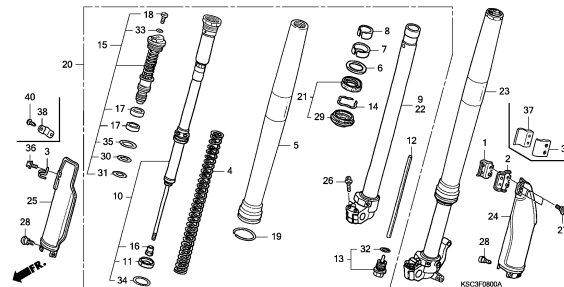


K5K4-F0500

F-8

FRONT FORK

G10

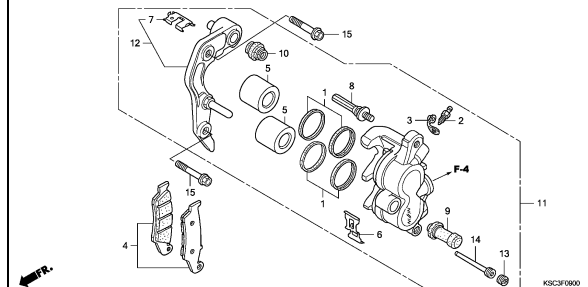


K5C3F000A

F-9

FRONT BRAKE CALIPER

G13



K5C3F0600

3

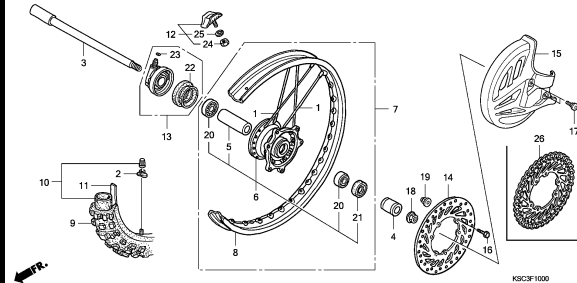
FRAME GROUP

C 4

F-10

FRONT WHEEL

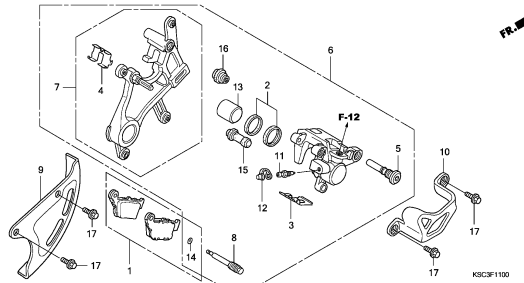
G14



F-11

REAR BRAKE CALIPER

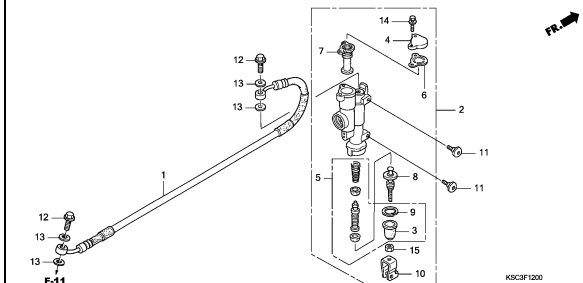
G16



F-12

RR. BRAKE MASTER CYLINDER

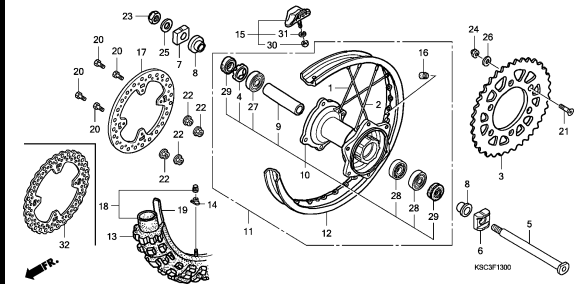
H 2



F-13

REAR WHEEL

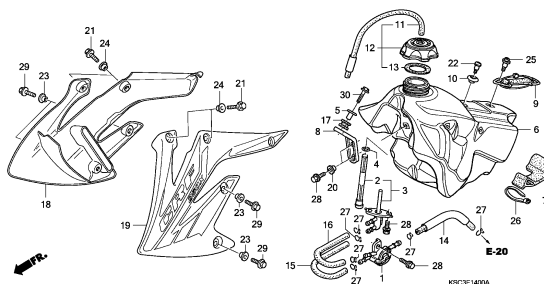
H 4



F-14

FUEL TANK (CRF250X4/5/6/7)

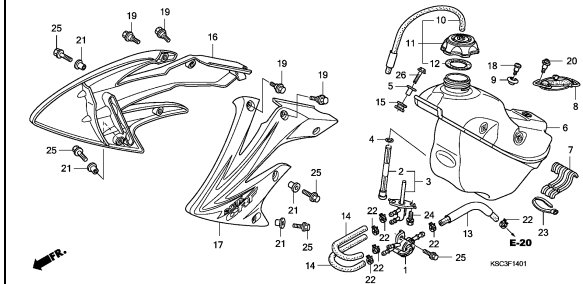
H 6



F-14-1

FUEL TANK (CRF250X8)

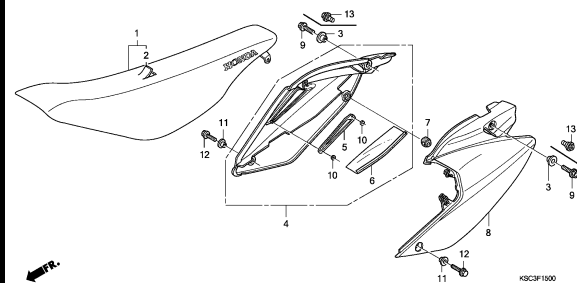
H 8



F-15

SEAT/SIDE COVER

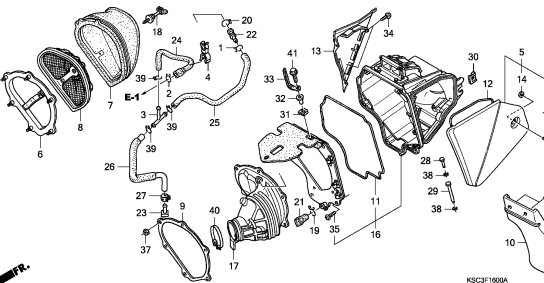
H10



F-16

AIR CLEANER

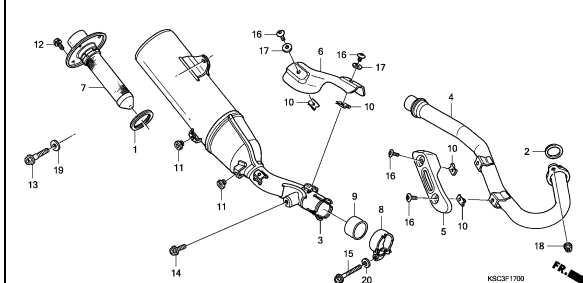
H11



F-17

EXHAUST MUFFLER

H13



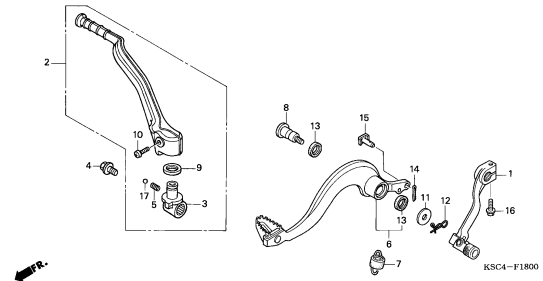
FRAME GROUP

C 5

F-18

PEDAL/KICK STARTER ARM

H14

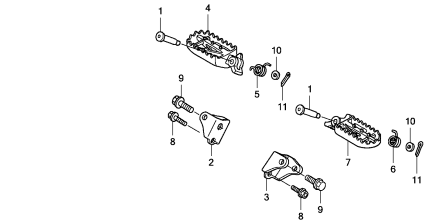


KSC4-F1800

F-19

STEP

H15

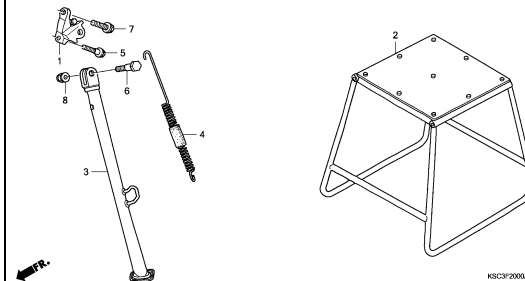


KSC3F1900

F-20

STAND

H16

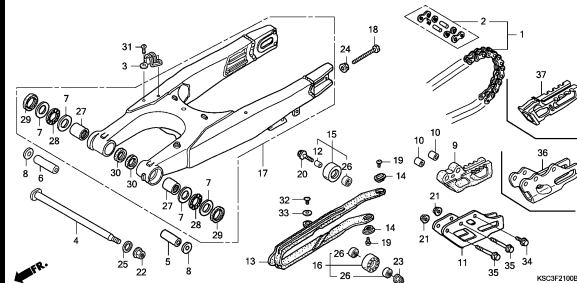


KSC3F2000A

F-21

SWINGARM

I 1

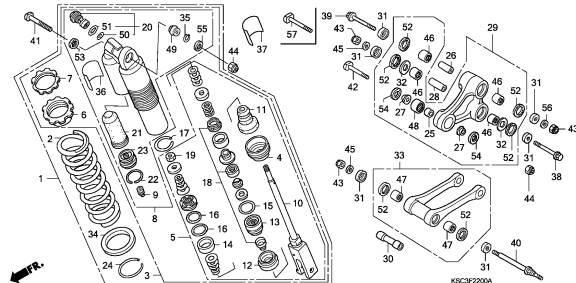


KSC3F2100B

F-22

REAR CUSHION

I 3

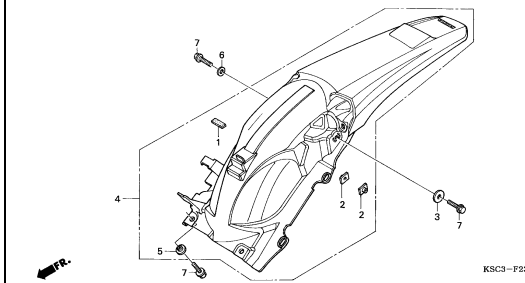


KSC3F2200A

F-23

REAR FENDER

I 6

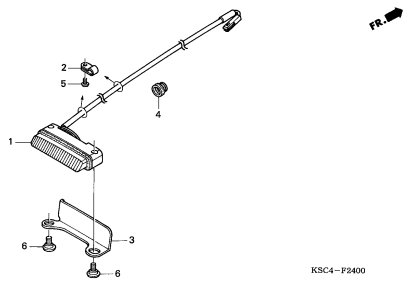


KSC3-F2300

F-24

TAILLIGHT

I 7

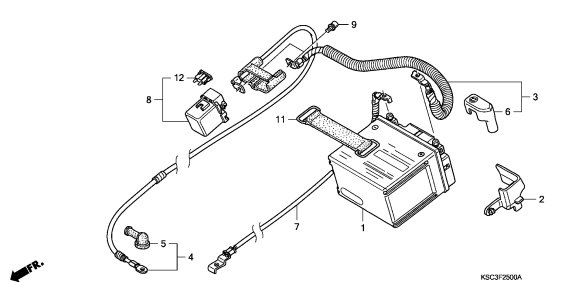


KSC4-F2400

F-25

BATTERY

I 8

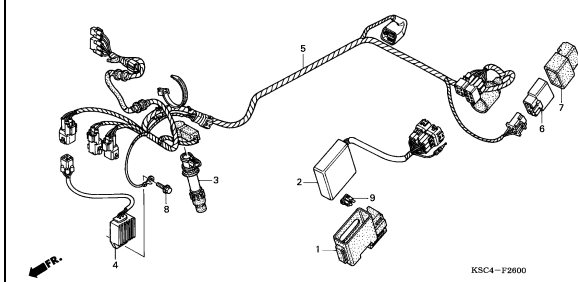


KSC3F2500A

F-26

WIRE HARNESS

I 9



KSC4-F2600

3

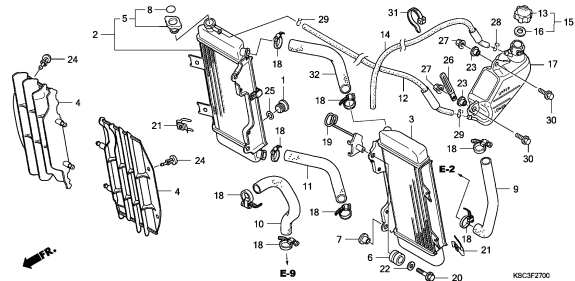
FRAME GROUP

C 6

F-27

RADIATOR

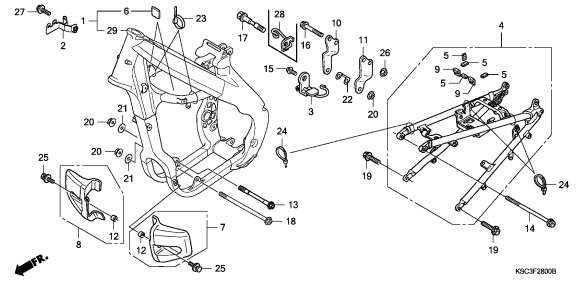
I10



F-28

FRAME BODY

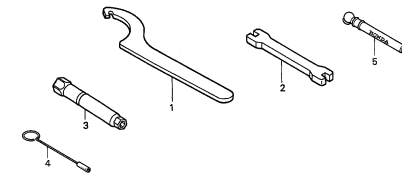
I12



F-29

TOOLS

I14

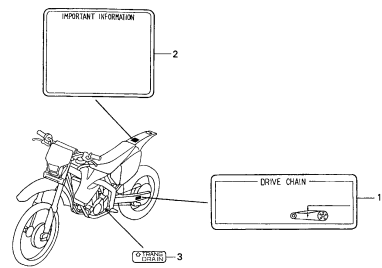


KLN4-P2400

F-30

CAUTION LABEL

I15

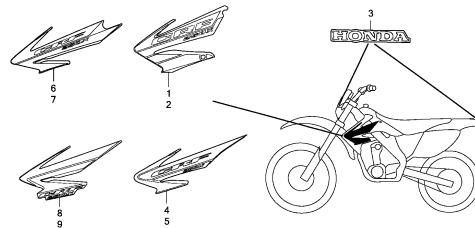


KSC3-F3000

F-31

MARK (CRF250X4/5/6/7)

I16

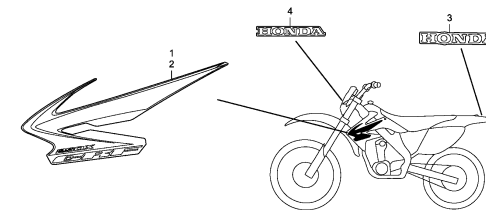


KSC3F3100B

F-31-1

MARK (CRF250X8)

J 1

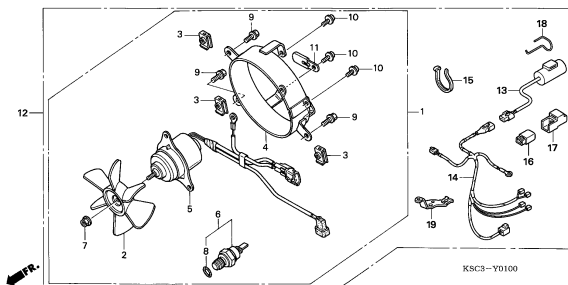


KSC3F3101

FOP-1

COOLING FAN

J 2

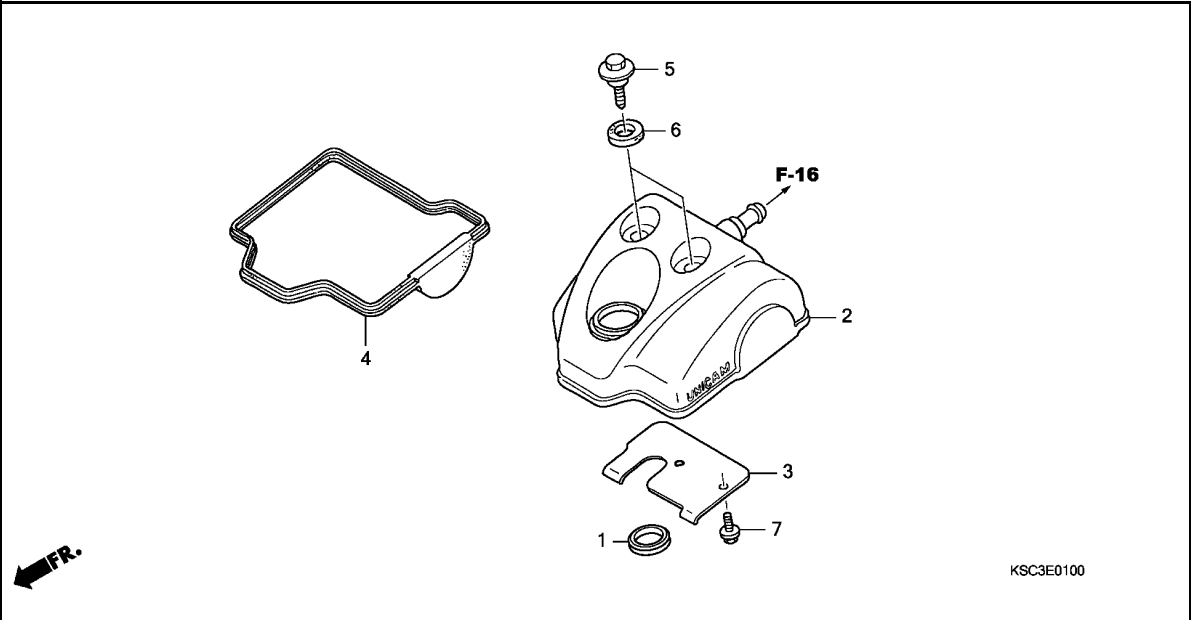


KSC3-YD100

E-1

CYLINDER HEAD COVER

D 1



Ref. No.	L.O.N.	(Relative ref. Number) Description	F.R.T.
2	1111C4	COVER, CYLINDER HEAD	0.3
4	1111D2	GASKET, CYLINDER HEAD COVER ..	0.3

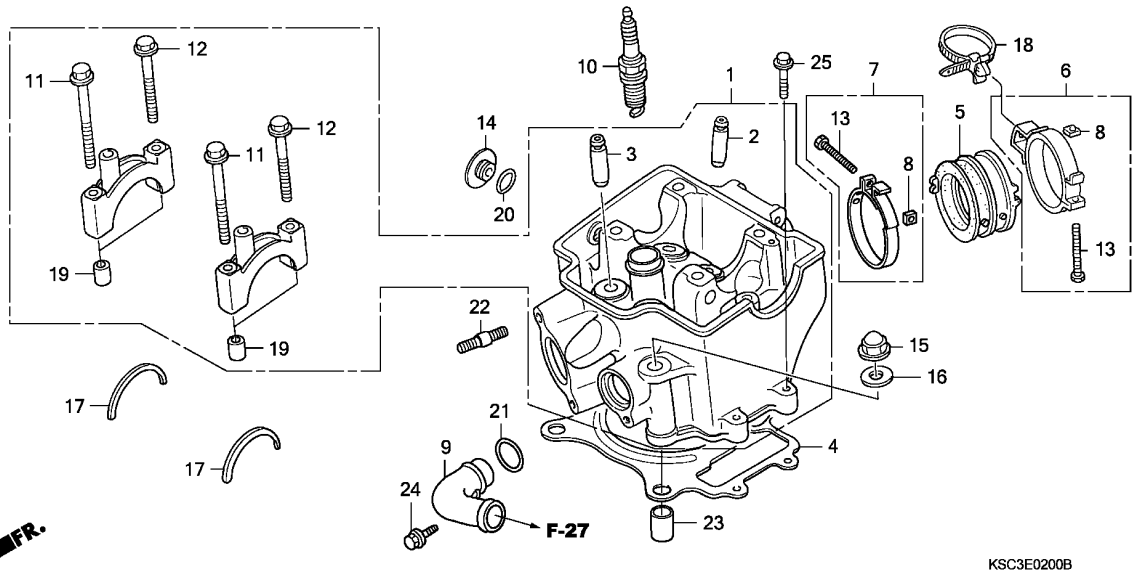
Ref. No.	Part No.	Description	Reqd. QTY					Serial No.	Parts catalogue code
			4	5	6	7	8		
1	12226-MEB-670	SEAL, RING	1	1	1	1	1		
2	12310-KRN-670	COVER COMP., CYLINDER HEAD ..	1	1	1	1	1		
3	12316-KRN-670	PLATE, BREATHER	1	1	1	1	1		
4	12391-KRN-670	GASKET, HEAD COVER	1	1	1	1	1		
5	90017-MY9-790	BOLT, HEAD COVER	2	2	2	2	2		
6	90543-MV9-670	RUBBER, MOUNTING	2	2	2	2	2		
7	96300-06012-00	BOLT, FLANGE, 6X12	2	2	2	2	2		

2

E-2

CYLINDER HEAD

D 2



Ref. No.	L.O.N.	(Relative ref. Number) Description	F.R.T.
1	111106	HEAD, CYLINDERINCLUDES: Valve adjust and reface	3.1
2	1111L9	GUIDE, INTAKE VALVE(ONE)INCLUDES: Reaming .INCLUDES: Valve adjust and reface	2.6
	1111L9A	.Replace all intake valve guide add	0.3
	1111M9	GUIDE, VALVE :FOR 1 VEHICLE .. .INCLUDES: Reaming .INCLUDES: Valve adjust and reface	3.5
3	1111M0	GUIDE, EXHAUST VALVE(ONE)INCLUDES: Reaming .INCLUDES: Valve adjust and reface	2.6
	1111MOA	.Replace all exhaust valve guide add	0.3
	1111M9	GUIDE, VALVE :FOR 1 VEHICLE .. .INCLUDES: Reaming .INCLUDES: Valve adjust and reface	3.5
4	111115	GASKET, CYLINDER HEAD	1.7

FR.

KSC3E0200B

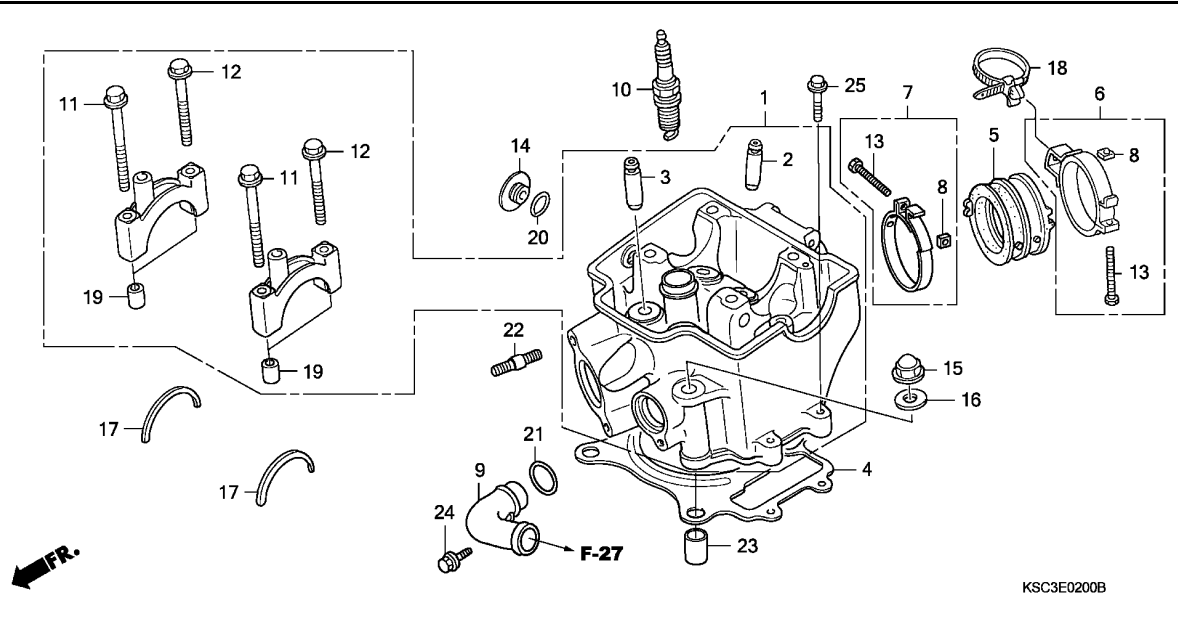
Ref. No.	Part No.	Description	Reqd. QTY					Serial No.	Parts catalogue code
			4	5	6	7	8		
1	12010-KRN-672	HEAD ASSY., CYLINDER	1	-	-	-	-	5013824	
			-	1	-	-	-	----- DK	
			-	1	-	-	-	5013824	ED
	12010-KRN-673	1	-	-	-	-	5013825	
			-	1	-	-	-	5013825	----- ED
	12010-KRN-674	-	-	1	-	-		
	12010-KSC-D10	-	-	-	1	1		
2	12204-KRN-P00	GUIDE, IN. VALVE (O.S.)	2	2	2	2	2		
3	12205-KRN-P00	GUIDE, EX. VALVE (O.S.)	2	2	2	2	2		
4	12251-KRN-671	GASKET, CYLINDER HEAD	1	1	1	-	-		
	12251-KRN-731	-	-	-	1	1		
5	16211-KRN-670	INSULATOR, CARBURETOR	1	1	1	1	1		
6	16218-KSC-670	BAND, INSULATOR	1	1	1	1	1		
7	16218-MCJ-000	BAND B, INSULATOR	1	1	1	1	1		
8	16222-MV4-300	NUT, SQUARE, 5MM	2	2	2	2	2		
9	19523-MEB-670	PIPE, WATER	1	1	1	-	-		
	19523-KRN-730	JOINT, WATER	-	-	-	1	1		
10	31911-MBW-E11	PLUG, SPARK (IMR8C-9H) (NGK) -	1	1	1	1	1		
	31921-MBW-E12	PLUG, SPARK (VUH24D) (DENSO) -	1	1	1	1	1		
	31912-MBW-E11	PLUG, SPARK (IMR9C-9H) (NGK) -	(1)	(1)	(1)	(1)	(1)		
	31922-MBW-E12	PLUG, SPARK (VUH27D) (DENSO) -	(1)	(1)	(1)	(1)	(1)		
11	90001-KRN-670	BOLT, FLANGE, 7X60	2	2	2	2	2		
12	90002-KRN-670	BOLT, FLANGE, 7X50	2	2	2	2	2		
13	90005-MCJ-000	BOLT, RECESSED, 5X28	2	2	2	2	2		
14	90084-MEN-670	CAP, 14MM	1	1	1	1	1		
15	90232-MB6-680	NUT, CAP, 9MM	4	4	4	4	4		

2

E-2

CYLINDER HEAD

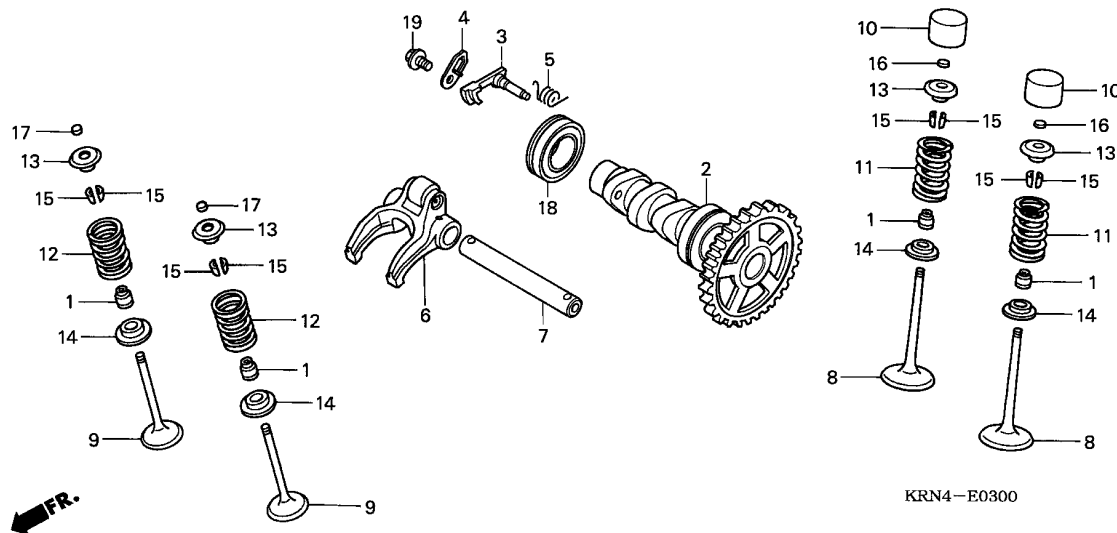
D 3



Ref. No.	L.O.N.	(Relative ref. Number) Description	F.R.T.
5	311131	INSULATOR, THROTTLE BODY/ CARBURETOR	0.5
9	1141F4	PIPE, WATER OUTLET :FRONT	0.4
10	614130	PLUG, SPARK	0.2

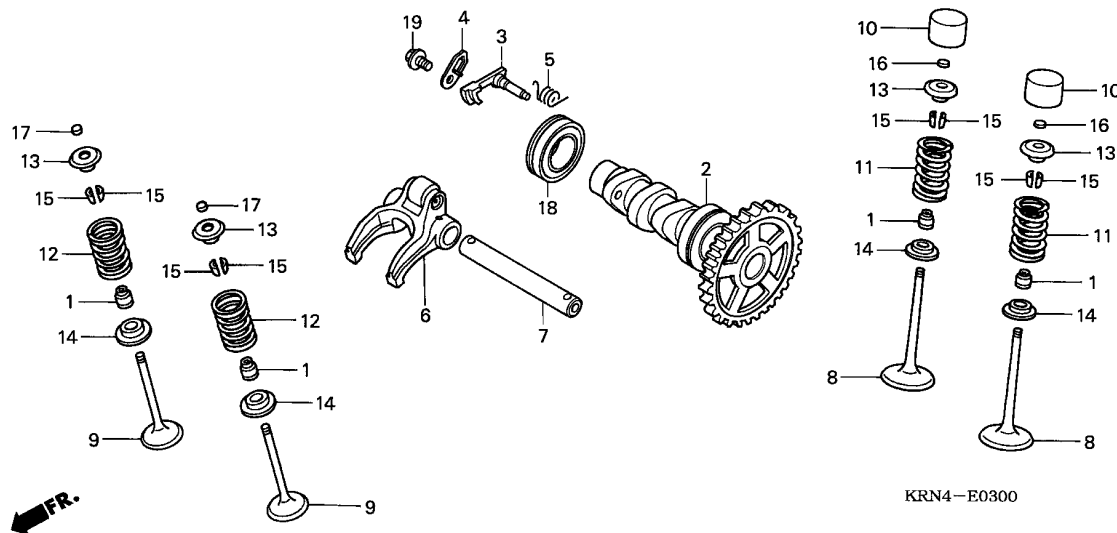
Ref. No.	Part No.	Description	Reqd. QTY					Serial No.	Parts catalogue code
			4	5	6	7	8		
16	90401-KRN-670	WASHER, PLAIN, 9MM	4	4	4	4	4		
17	90446-KRN-670	WASHER, CAMSHAFT THRUST	2	2	2	2	2		
18	90672-SAO-003	STRAP, CABLE, 118MM(BLACK) ..	1	1	1	1	1		
19	90701-MR7-000	DOWEL PIN, 9X14	4	4	4	4	4		
20	91303-377-000	O-RING, 13.8X2.5	1	1	1	1	1		
21	91312-KE7-003	O-RING, 19X3(NOK)	1	1	1	1	1		
22	92900-08022-0B	BOLT, STUD, 8X22	2	2	2	2	2		
23	94301-12200	DOWEL PIN, 12X20	2	2	2	2	2		
24	96001-06014-00	BOLT, FLANGE, 6X14	1	1	1	-	-		
	96001-06020-00	BOLT, FLANGE, 6X20	-	-	-	1	1		
25	96001-06028-00	BOLT, FLANGE, 6X28	2	2	2	2	2		

2



Ref. No.	L.O.N.	(Relative ref. Number) Description	F.R.T.
2	111118	CAMSHAFTINCLUDES: Valve adjustment	1.1
3	1111T7	WEIGHT, DECOMPRESSION	0.7
6	1111K9	ARM, EXHAUST VALVE ROCKER(ONE) .INCLUDES: Valve adjustment	0.8
8	1111N0	VALVE, INTAKE(ONE)	2.1
		.INCLUDES: Refacing	
	1111NOA	.Replace all intake valve add	0.2
	1111P0	VALVE :FOR 1 VEHICLE	2.7
		.INCLUDES: Refacing	
9	1111N1	VALVE, EXHAUST(ONE)	2.1
		.INCLUDES: Refacing	
	1111N1A	.Replace all exhaust valve add	0.2
	1111P0	VALVE :FOR 1 VEHICLE	2.7
		.INCLUDES: Refacing	
11		(1,14,15)	
	1111P2	SPRING AND/OR STEM SEAL, INTAKE VALVE(ONE)	1.9
	1111P2A	.Replace all intake spring add	0.1
	1111Q2	SPRING AND/OR STEM SEAL, VALVE :FOR 1 VEHICLE	2.2
		(1,14,15)	
12		(1,14,15)	
	1111P3	SPRING AND/OR STEM SEAL, EXHAUST VALVE(ONE)	1.9

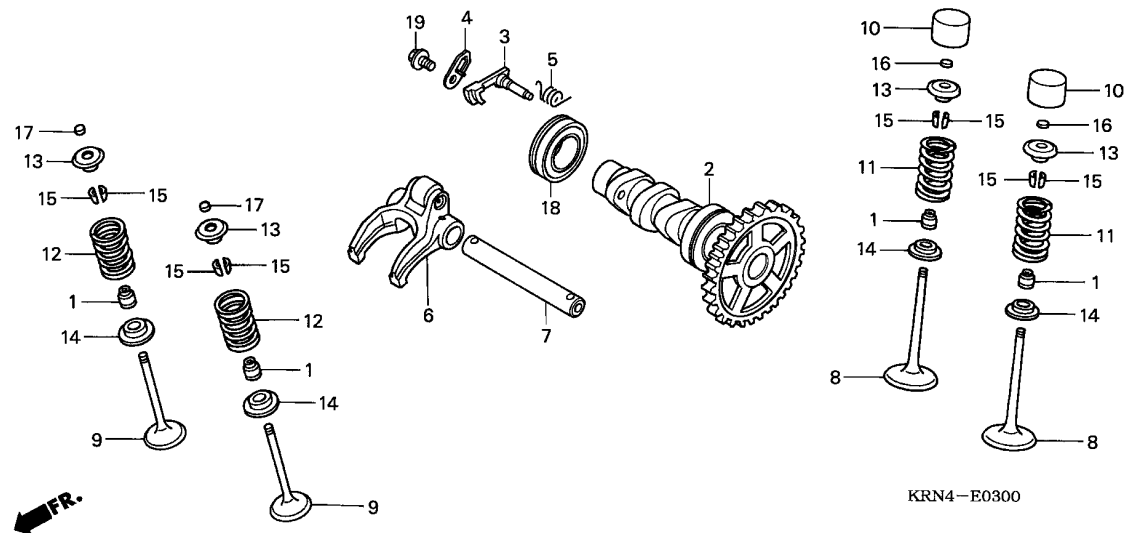
Ref. No.	Part No.	Description	Reqd. QTY					Serial No.	Parts catalogue code
			4	5	6	7	8		
1	12209-GB4-681	SEAL, VALVE STEM (NOK)	4	4	4	4	4		
2	14100-KSC-670	CAMSHAFT COMP.	1	1	1	1	1		
3	14102-KRN-670	WEIGHT, DECOMPRESSION	1	1	1	1	1		
4	14105-KRN-670	PLATE, WEIGHT SETTING	1	1	1	1	1		
5	14106-KRN-670	SPRING, DECOMPRESSION	1	1	1	-	-		
	14106-KRN-A00	-	-	-	1	1		
6	14440-KRN-670	ARM COMP., EX. ROCKER	1	1	1	1	1		
7	14451-KSC-670	SHAFT, EX. ROCKER ARM	1	1	-	-	-		
	14451-KSC-671	-	-	1	1	1		
8	14711-KRN-670	VALVE, IN.	2	2	2	2	2		
9	14721-KRN-670	VALVE, EX.	2	2	2	2	2		
10	14731-KRN-670	LIFTER, VALVE	2	2	2	-	-		
	14731-KRN-A00	-	-	-	2	2		
11	14751-KRN-670	SPRING, IN. VALVE	2	2	2	2	2		
12	14761-KRN-670	SPRING, EX. VALVE	2	2	2	-	-		
	14761-KRN-671	-	-	-	2	2		
13	14771-KRN-670	RETAINER, VALVE SPRING	4	4	4	-	-		
	14771-KRN-A00	-	-	-	4	-		
	14772-KRN-A10	-	-	-	-	4		
14	14775-KRN-670	SEAT, VALVE SPRING	4	4	4	4	4		
15	14781-MAT-000	COTTER, VALVE	8	8	8	8	8		
16	14901-KT7-013	SHIM, TAPPET (1.200)	2	2	2	2	2		
	14902-KT7-013	SHIM, TAPPET (1.225)	2	2	2	2	2		
	14903-KT7-013	SHIM, TAPPET (1.250)	2	2	2	2	2		
	14904-KT7-013	SHIM, TAPPET (1.275)	2	2	2	2	2		
	14905-KT7-013	SHIM, TAPPET (1.300)	2	2	2	2	2		



Ref. No.	L.O.N.	(Relative ref. Number) Description	F.R.T.
+12	1111P3A	.Replace all exhaust spring add	0.1
	1111Q2	SPRING AND/OR STEM SEAL, VALVE :FOR 1 VEHICLE	2.2
18	1111Q5	BEARING, CAMSHAFT	1.0

Ref. No.	Part No.	Description	Reqd. QTY					Serial No.	Parts catalogue code
			4	5	6	7	8		
16)	14906-KT7-013	SHIM, TAPPET (1.325)	2	2	2	2	2	2	
	14907-KT7-013	SHIM, TAPPET (1.350)	2	2	2	2	2	2	
	14908-KT7-013	SHIM, TAPPET (1.375)	2	2	2	2	2	2	
	14909-KT7-013	SHIM, TAPPET (1.400)	2	2	2	2	2	2	
	14910-KT7-013	SHIM, TAPPET (1.425)	2	2	2	2	2	2	
	14911-KT7-013	SHIM, TAPPET (1.450)	2	2	2	2	2	2	
	14912-KT7-013	SHIM, TAPPET (1.475)	2	2	2	2	2	2	
	14913-KT7-013	SHIM, TAPPET (1.500)	2	2	2	2	2	2	
	14914-KT7-013	SHIM, TAPPET (1.525)	2	2	2	2	2	2	
	14915-KT7-013	SHIM, TAPPET (1.550)	2	2	2	2	2	2	
	14916-KT7-013	SHIM, TAPPET (1.575)	2	2	2	2	2	2	
	14917-KT7-013	SHIM, TAPPET (1.600)	2	2	2	2	2	2	
	14918-KT7-013	SHIM, TAPPET (1.625)	2	2	2	2	2	2	
	14919-KT7-013	SHIM, TAPPET (1.650)	2	2	2	2	2	2	
	14920-KT7-013	SHIM, TAPPET (1.675)	2	2	2	2	2	2	
	14921-KT7-013	SHIM, TAPPET (1.700)	2	2	2	2	2	2	
	14922-KT7-013	SHIM, TAPPET (1.725)	2	2	2	2	2	2	
	14923-KT7-013	SHIM, TAPPET (1.750)	2	2	2	2	2	2	
	14924-KT7-013	SHIM, TAPPET (1.775)	2	2	2	2	2	2	
	14925-KT7-013	SHIM, TAPPET (1.800)	2	2	2	2	2	2	
	14926-KT7-013	SHIM, TAPPET (1.825)	2	2	2	2	2	2	
	14927-KT7-013	SHIM, TAPPET (1.850)	2	2	2	2	2	2	
	14928-KT7-013	SHIM, TAPPET (1.875)	2	2	2	2	2	2	
	14929-KT7-013	SHIM, TAPPET (1.900)	2	2	2	2	2	2	
	14930-KT7-013	SHIM, TAPPET (1.925)	2	2	2	2	2	2	
	14931-KT7-013	SHIM, TAPPET (1.950)	2	2	2	2	2	2	
	14932-KT7-013	SHIM, TAPPET (1.975)	2	2	2	2	2	2	
	14933-KT7-013	SHIM, TAPPET (2.000)	2	2	2	2	2	2	
	14934-KT7-013	SHIM, TAPPET (2.025)	2	2	2	2	2	2	





Ref. No.	Part No.	Description	Reqd. QTY					Serial No.	Parts catalogue code
			4	5	6	7	8		
16)	14935-KT7-013	SHIM, TAPPET (2.050)	2	2	2	2	2		
	14936-KT7-013	SHIM, TAPPET (2.075)	2	2	2	2	2		
	14937-KT7-013	SHIM, TAPPET (2.100)	2	2	2	2	2		
	14938-KT7-013	SHIM, TAPPET (2.125)	2	2	2	2	2		
	14939-KT7-013	SHIM, TAPPET (2.150)	2	2	2	2	2		
	14940-KT7-013	SHIM, TAPPET (2.175)	2	2	2	2	2		
	14941-KT7-013	SHIM, TAPPET (2.200)	2	2	2	2	2		
	14942-KT7-013	SHIM, TAPPET (2.225)	2	2	2	2	2		
	14943-KT7-013	SHIM, TAPPET (2.250)	2	2	2	2	2		
	14944-KT7-013	SHIM, TAPPET (2.275)	2	2	2	2	2		
	14945-KT7-013	SHIM, TAPPET (2.300)	2	2	2	2	2		
	14946-KT7-013	SHIM, TAPPET (2.325)	2	2	2	2	2		
	14947-KT7-013	SHIM, TAPPET (2.350)	2	2	2	2	2		
	14948-KT7-013	SHIM, TAPPET (2.375)	2	2	2	2	2		
	14949-KT7-013	SHIM, TAPPET (2.400)	2	2	2	2	2		
	14950-KT7-013	SHIM, TAPPET (2.425)	2	2	2	2	2		
	14951-KT7-013	SHIM, TAPPET (2.450)	2	2	2	2	2		
17	14901-KT7-013	SHIM, TAPPET (1.200)	2	2	2	2	2		
	14902-KT7-013	SHIM, TAPPET (1.225)	2	2	2	2	2		
	14903-KT7-013	SHIM, TAPPET (1.250)	2	2	2	2	2		
	14904-KT7-013	SHIM, TAPPET (1.275)	2	2	2	2	2		
	14905-KT7-013	SHIM, TAPPET (1.300)	2	2	2	2	2		
	14906-KT7-013	SHIM, TAPPET (1.325)	2	2	2	2	2		
	14907-KT7-013	SHIM, TAPPET (1.350)	2	2	2	2	2		
	14908-KT7-013	SHIM, TAPPET (1.375)	2	2	2	2	2		
	14909-KT7-013	SHIM, TAPPET (1.400)	2	2	2	2	2		
	14910-KT7-013	SHIM, TAPPET (1.425)	2	2	2	2	2		
	14911-KT7-013	SHIM, TAPPET (1.450)	2	2	2	2	2		
	14912-KT7-013	SHIM, TAPPET (1.475)	2	2	2	2	2		

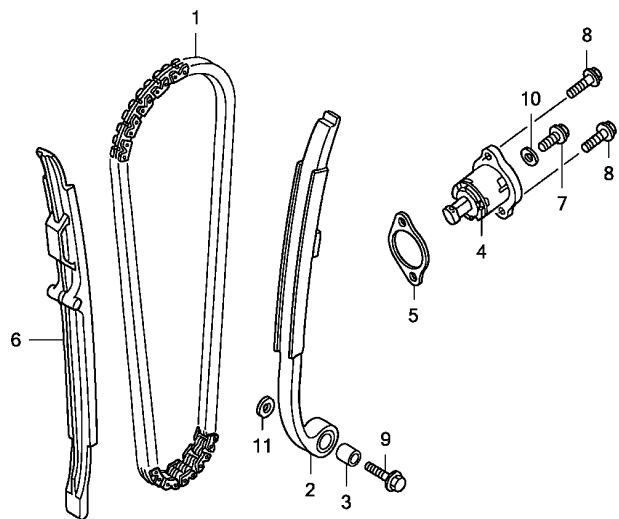
Ref. No.	Part No.	Description	Reqd. QTY					Serial No.	Parts catalogue code
			4	5	6	7	8		
17)	14913-KT7-013	SHIM, TAPPET (1.500)	2	2	2	2	2		
	14914-KT7-013	SHIM, TAPPET (1.525)	2	2	2	2	2		
	14915-KT7-013	SHIM, TAPPET (1.550)	2	2	2	2	2		
	14916-KT7-013	SHIM, TAPPET (1.575)	2	2	2	2	2		
	14917-KT7-013	SHIM, TAPPET (1.600)	2	2	2	2	2		
	14918-KT7-013	SHIM, TAPPET (1.625)	2	2	2	2	2		
	14919-KT7-013	SHIM, TAPPET (1.650)	2	2	2	2	2		
	14920-KT7-013	SHIM, TAPPET (1.675)	2	2	2	2	2		
	14921-KT7-013	SHIM, TAPPET (1.700)	2	2	2	2	2		
	14922-KT7-013	SHIM, TAPPET (1.725)	2	2	2	2	2		
	14923-KT7-013	SHIM, TAPPET (1.750)	2	2	2	2	2		
	14924-KT7-013	SHIM, TAPPET (1.775)	2	2	2	2	2		
	14925-KT7-013	SHIM, TAPPET (1.800)	2	2	2	2	2		
	14926-KT7-013	SHIM, TAPPET (1.825)	2	2	2	2	2		
	14927-KT7-013	SHIM, TAPPET (1.850)	2	2	2	2	2		
	14928-KT7-013	SHIM, TAPPET (1.875)	2	2	2	2	2		
	14929-KT7-013	SHIM, TAPPET (1.900)	2	2	2	2	2		
	14930-KT7-013	SHIM, TAPPET (1.925)	2	2	2	2	2		
	14931-KT7-013	SHIM, TAPPET (1.950)	2	2	2	2	2		
	14932-KT7-013	SHIM, TAPPET (1.975)	2	2	2	2	2		
	14933-KT7-013	SHIM, TAPPET (2.000)	2	2	2	2	2		
	14934-KT7-013	SHIM, TAPPET (2.025)	2	2	2	2	2		
	14935-KT7-013	SHIM, TAPPET (2.050)	2	2	2	2	2		
	14936-KT7-013	SHIM, TAPPET (2.075)	2	2	2	2	2		
	14937-KT7-013	SHIM, TAPPET (2.100)	2	2	2	2	2		
	14938-KT7-013	SHIM, TAPPET (2.125)	2	2	2	2	2		
	14939-KT7-013	SHIM, TAPPET (2.150)	2	2	2	2	2		
	14940-KT7-013	SHIM, TAPPET (2.175)	2	2	2	2	2		
	14941-KT7-013	SHIM, TAPPET (2.200)	2	2	2	2	2		
	14942-KT7-013	SHIM, TAPPET (2.225)	2	2	2	2	2		
	14943-KT7-013	SHIM, TAPPET (2.250)	2	2	2	2	2		
	14944-KT7-013	SHIM, TAPPET (2.275)	2	2	2	2	2		
	14945-KT7-013	SHIM, TAPPET (2.300)	2	2	2	2	2		
	14946-KT7-013	SHIM, TAPPET (2.325)	2	2	2	2	2		
	14947-KT7-013	SHIM, TAPPET (2.350)	2	2	2	2	2		
	14948-KT7-013	SHIM, TAPPET (2.375)	2	2	2	2	2		
	14949-KT7-013	SHIM, TAPPET (2.400)	2	2	2	2	2		
	14950-KT7-013	SHIM, TAPPET (2.425)	2	2	2	2	2		
	14951-KT7-013	SHIM, TAPPET (2.450)	2	2	2	2	2		
	14952-KT7-013	SHIM, TAPPET (2.475)	2	2	2	2	2		
	14953-KT7-013	SHIM, TAPPET (2.500)	2	2	2	2	2		
	14954-KT7-013	SHIM, TAPPET (2.525)	2	2	2	2	2		
	14955-KT7-013	SHIM, TAPPET (2.550)	2	2	2	2	2		
	14956-KT7-013	SHIM, TAPPET (2.575)	2	2	2	2	2		
	14957-KT7-013	SHIM, TAPPET (2.600)	2	2	2	2	2		
	14958-KT7-013	SHIM, TAPPET (2.625)	2	2	2	2	2		
	14959-KT7-013	SHIM, TAPPET (2.650)	2	2	2	2	2		
	14960-KT7-013	SHIM, TAPPET (2.675)	2	2	2	2	2		
	14961-KT7-013	SHIM, TAPPET (2.700)	2	2	2	2	2		
	14962-KT7-013	SHIM, TAPPET (2.725)	2	2	2	2	2		
	14963-KT7-013	SHIM, TAPPET (2.750)	2	2	2	2	2		
	14964-KT7-013	SHIM, TAPPET (2.775)	2	2	2	2	2		
	14965-KT7-013	SHIM, TAPPET (2.800)	2	2	2	2	2		
	14966-KT7-013	SHIM, TAPPET (2.825)	2	2	2	2	2		
	14967-KT7-013	SHIM, TAPPET (2.850)	2	2	2	2	2		
	14968-KT7-013	SHIM, TAPPET (2.875)	2	2	2	2	2		
	14969-KT7-013	SHIM, TAPPET (2.900)	2	2	2	2	2		
18	91007-KRN-671	BEARING, BALL RADIAL, 6905 ..	1	1	1	1	1		
19	96001-06012-00	BOLT, FLANGE, 6X12	1	1	1	1	1		



E-4

CAM CHAIN/TENSIONER

D 8



KSC3E0400

Ref. No.	L.O.N.	(Relative ref. Number) Description	F.R.T.
1	110140	CHAIN, CAM	1.1
2	111130	TENSIONER, CAM CHAIN	1.1
4		(5)	
	111133	LIFTER, TENSIONER	0.2
6	111139	GUIDE, CAM CHAIN	1.7

FR.

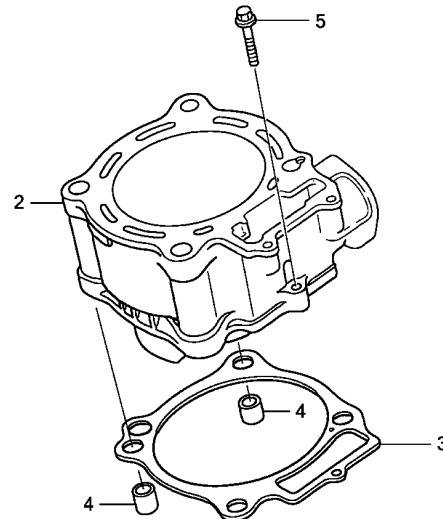
2

Ref. No.	Part No.	Description	Reqd. QTY					Serial No.	Parts catalogue code
			4	5	6	7	8		
1	14401-KRN-671	CHAIN, CAM (104L) (BORG WARNER)	1	1	1	1	1		
2	14510-KRN-670	TENSIONER COMP., CAM CHAIN ..	1	1	1	1	1		
3	14515-KFO-000	COLLAR, TENSIONER, 6X9	1	1	1	1	1		
4	14520-KRN-670	LIFTER ASSY., TENSIONER	1	-	-	-	-	5004902	
	14520-KRN-671	1	-	-	-	-	5004903	
5	14560-MEN-671	GASKET, TENSIONER LIFTER	1	1	1	1	1		
6	14620-KRN-670	GUIDE, CAM CHAIN	1	1	1	1	1		
7	90004-GHB-600	BOLT, FLANGE, 6X10(NSHF)	1	1	1	1	1		
8	90004-GHB-630	BOLT, FLANGE, 6X16(NSHF)	2	2	2	2	2		
9	90088-MEB-670	BOLT, FLANGE, 6X25	1	1	1	1	1		
10	90442-397-000	WASHER, SEALING, 6MM	1	1	1	1	1		
11	90482-567-000	WASHER, SPECIAL, 6MM	1	1	1	1	1		

E-5

CYLINDER

D 9



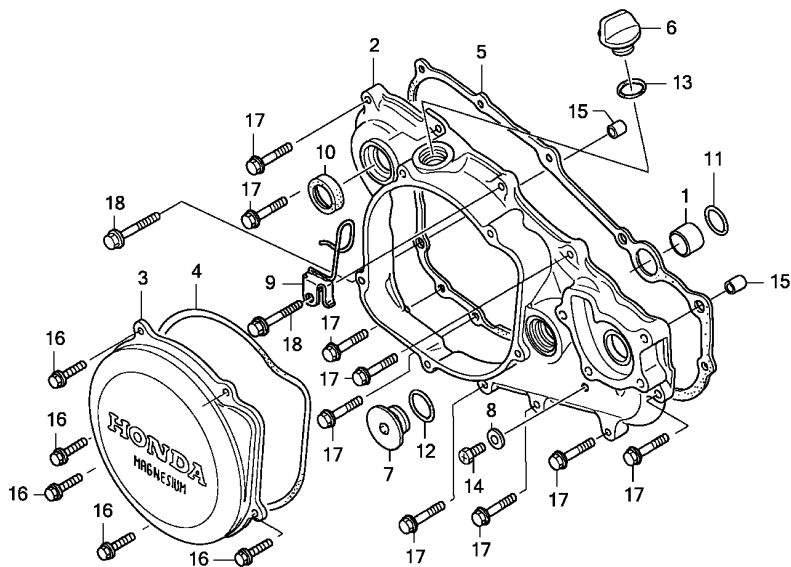
KSC3E0500

Ref. No.	L.O.N.	(Relative ref. Number) Description	F.R.T.
2	1111A5	CYLINDER	2.1
3	111102	GASKET, CYLINDER	2.0

FR.

Ref. No.	Part No.	Description	Reqd. QTY					Serial No.	Parts catalogue code
			4	5	6	7	8		
2	12100-KRN-670	CYLINDER	1	-	-	-	-	5011470	
	12100-KRN-671	1	-	-	-	-	5011471 5013824	
			-	1	-	-	-	5013824	ED
			-	1	-	-	-	5103681	DK
	12100-KRN-672	-	1	-	-	-	5103682	DK
	12100-KRN-730	1	-	-	-	-	5013825	
			-	1	-	-	-	5013825	ED
3	12191-KRN-671	GASKET, CYLINDER	-	-	1	1	1		
			1	-	-	-	-		ED
			1	-	-	-	-	5013824	U
			-	1	-	-	-		DK
			-	1	-	-	-	5013824	ED
	12191-KRN-731	1	-	-	-	-	5013825	U
			-	1	-	-	-	5013825	ED
4	94301-12200	DOWEL PIN, 12X20	-	-	1	1	1		
5	96001-06028-00	BOLT, FLANGE, 6X28	2	2	2	2	2		

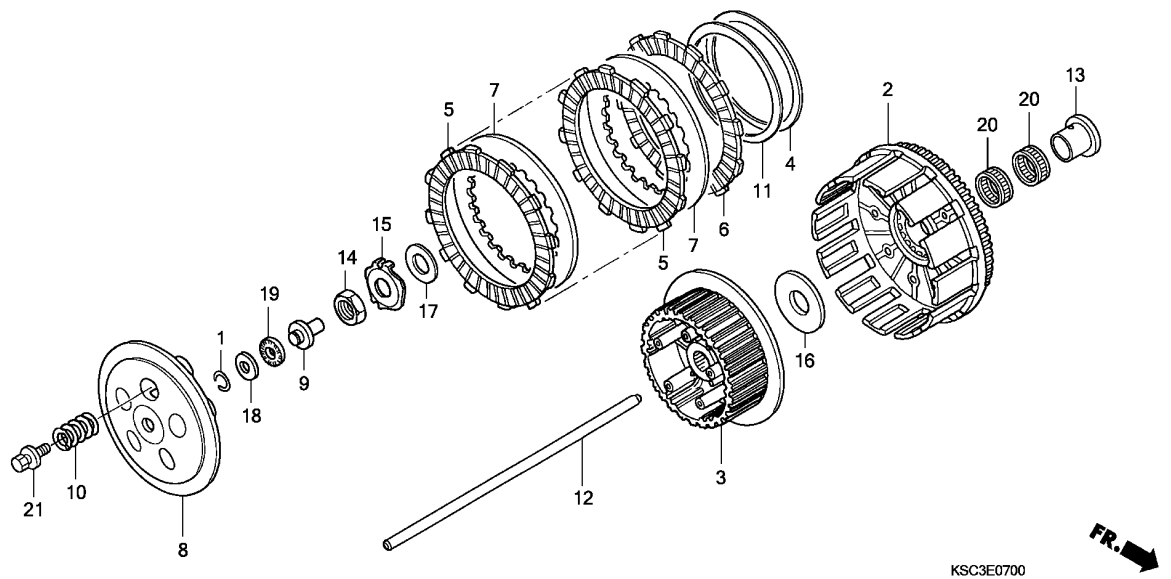
2



KSC3E0600

Ref. No.	L.O.N.	(Relative ref. Number) Description	F.R.T.
2	110159	COVER, CRANKCASE :RIGHT	1.0
3		(4)	
	212121	COVER, CLUTCH	0.2
5	110158	GASKET, CRANKCASE COVER :RIGHT	0.7
10	112105	OIL SEAL, KICK STARTER SPINDLE	0.7

Ref. No.	Part No.	Description	Reqd. QTY					Serial No.	Parts catalogue code
			4	5	6	7	8		
1	11102-KRN-670	COLLAR, WATER PASS, 16MM	1	1	1	1	1		
2	11331-KSC-670	COVER, R. CRANKCASE	1	1	1	1	1		
3	11351-KSC-670	COVER, CLUTCH	1	1	1	1	1		
4	11352-KRN-671	GASKET, CLUTCH COVER	1	1	1	1	1		
5	11394-KRN-670	GASKET, R. COVER	1	1	1	-	-		
	11394-KRN-A00	-	-	-	1	1		
6	15611-KA3-710	CAP, OIL FILLER	1	1	1	1	1		
7	90087-KW3-000	CAP, 30MM	1	1	1	1	1		
8	90463-ML7-000	WASHER, SEALING, 6.5MM	1	1	1	1	1		
9	90510-KSC-671	GUIDE COMP., CLUTCH CABLE	1	1	1	1	-		
10	91205-KA3-712	OIL SEAL, 16.5X25X5(NOK)	1	1	1	1	1		
11	91304-MJ0-003	O-RING, 15.8X2.4(SHOWA)	1	1	1	1	1		
12	91305-KF0-003	O-RING, 27X2(ARAI)	1	1	1	1	1		
13	91370-461-000	O-RING, 11.9X2.2	1	1	1	1	1		
14	92301-06010-0A	BOLT, RECESSED, 6X10	1	1	1	-	-		
	90004-GHB-600	BOLT, FLANGE, 6X10(NSHF)	-	-	-	1	1		
15	94301-08140	DOWEL PIN, 8X14	2	2	2	2	2		
16	96001-06020-00	BOLT, FLANGE, 6X20	5	5	5	5	5		
17	96001-06028-00	BOLT, FLANGE, 6X28	9	9	9	9	9		
18	96001-06035-00	BOLT, FLANGE, 6X35	2	2	2	2	2		



Ref. No.	L.O.N.	(Relative ref. Number) Description	F.R.T.
2	2121A0	OUTER, CLUTCH	0.6
3	212112	CENTER, CLUTCH	0.6
5	2121A1	(4,6,7,11) DISC, CLUTCH FRICTION	0.4
		.NOTE: Same time for two units or more (1,9,18,19)	
8	2121A3	PLATE, CLUTCH PRESSURE	0.3
10	212107	SPRING, CLUTCH	0.3
		.NOTE: Same time for two units or more (1,9,18,19)	
12	2121B6	ROD, CLUTCH LIFTER	0.3

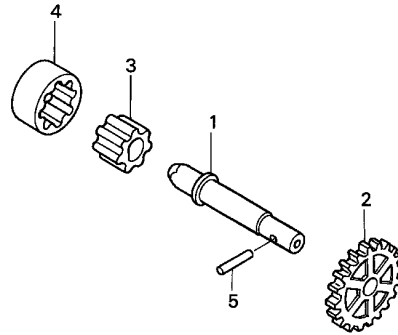
Ref. No.	Part No.	Description	Reqd. QTY					Serial No.	Parts catalogue code
			4	5	6	7	8		
1	13115-147-000	CLIP, PISTON PIN, 10MM	1	1	1	1	1		
2	22100-KSC-670	OUTER COMP., CLUTCH	1	1	1	-	-		
	22100-KSC-A10	-	-	-	1	1		
3	22120-KSC-670	CENTER, CLUTCH	1	1	1	-	-		
	22120-KRN-A00	-	-	-	1	1		
4	22125-435-000	SEAT, JUDDER SPRING	1	1	1	1	1		
5	22201-KSC-670	DISK A, CLUTCH FRICTION	7	7	7	7	7		
6	22202-KSC-670	DISK B, CLUTCH FRICTION	1	1	1	1	1		
7	22321-KF0-770	PLATE, CLUTCH	7	7	7	7	7		
8	22351-KZ4-A90	PLATE, CLUTCH PRESSURE	1	1	1	1	1		
9	22352-KZ4-A90	PIECE, CLUTCH LIFTER	1	1	1	1	1		
10	22401-KSC-670	SPRING, CLUTCH	5	5	5	5	5		
11	22402-435-000	SPRING, JUDDER	1	1	1	1	1		
12	22851-KZ3-J20	ROD, CLUTCH LIFTER	1	1	1	1	1		
13	28237-KSC-670	COLLAR, CLUTCH OUTER	1	1	1	1	1		
14	90235-KA4-000	NUT, 18MM	1	1	1	1	1		
15	90441-KSC-670	WASHER, LOCK, 18MM	1	1	1	1	1		
16	90456-KS6-000	WASHER, THRUST, 20MM	1	1	1	1	1		
17	90501-ML3-910	WASHER, 18X32X2	1	1	1	1	1		
18	90608-072-000	WASHER, 12MM	1	1	1	1	1		
19	91001-147-003	BEARING, NEEDLE, 12MM(NTN) ..	1	1	1	1	1		
20	91012-P68-003	BEARING, NEEDLE, 27X31X16.8 ..	2	2	2	2	2		
21	93404-06020-08	BOLT-WASHER, 6X20	5	5	5	5	5		



E-8

OIL PUMP

D12



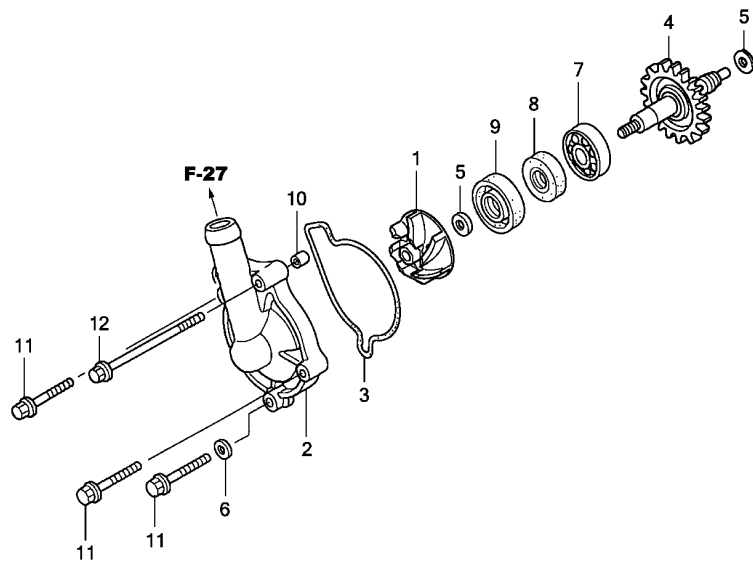
FR.

KRN4-E0800

Ref. No.	L.O.N.	(Relative ref. Number) Description	F.R.T.
2	1131C4	GEAR, OIL PUMP DRIVEN (1,4)	1.0
3	1131C7	ROTOR, OIL PUMPINCLUDES: Engine removal and installation	4.2

Ref. No.	Part No.	Description	Reqd. QTY					Serial No.	Parts catalogue code
			4	5	6	7	8		
1	15111-KRN-670	SHAFT, OIL PUMP	1	1	1	1	1		
2	15133-KRN-670	GEAR, OIL PUMP DRIVEN (18T) .	1	1	1	1	1		
3	15331-324-000	ROTOR, OIL PUMP INNER	1	1	1	1	1		
4	15332-324-000	ROTOR, OIL PUMP OUTER	1	1	1	1	1		
5	96220-30178	ROLLER, 3X17.8	1	1	1	1	1		

2



KSC3E0900

Ref. No.	L.O.N.	(Relative ref. Number) Description	F.R.T.
1	114105	IMPELLER, WATER PUMP	0.4
2		(3)	
	1141B0	COVER, WATER PUMP	0.3
4	114142	SPROCKET OR GEAR, WATER PUMP DRIVEN	0.8
7	114144	BEARING, WATER PUMP	1.0
9	114110	MECHANICAL SEAL, WATER PUMP ..	1.1

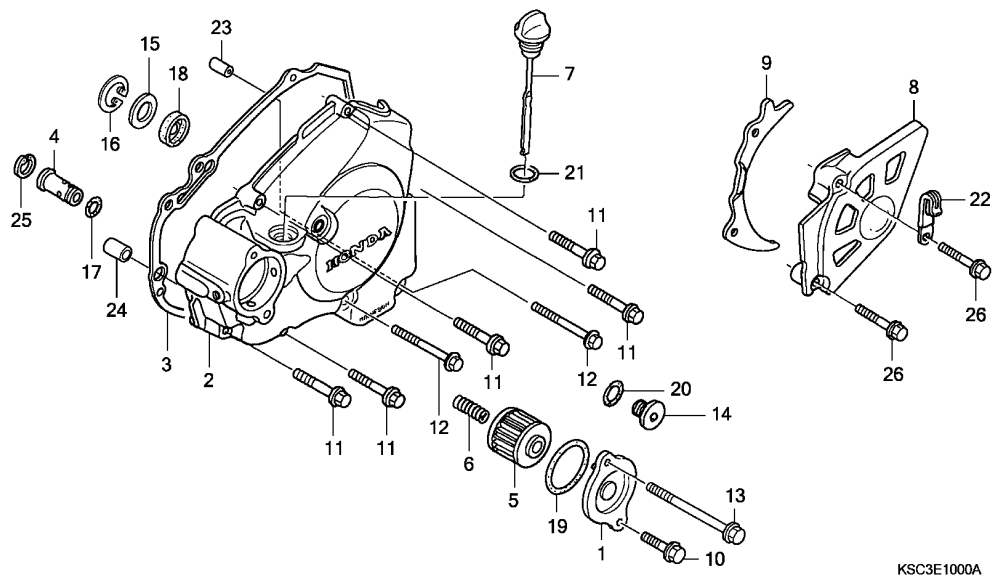
Ref. No.	Part No.	Description	Reqd. QTY					Serial No.	Parts catalogue code
			4	5	6	7	8		
1	19215-KRN-670	IMPELLER, WATER PUMP	1	1	1	-	-		
	19215-KRN-A00	-	-	-	1	1		
2	19221-KRN-670	COVER, WATER PUMP	1	1	1	-	-		
	19221-KRN-A00	-	-	-	1	1		
3	19226-KRN-670	GASKET, WATER PUMP	1	1	1	1	1		
4	19240-KSC-670	GEAR COMP., WATER PUMP (22T)	1	1	1	1	1		
5	90447-KE1-000	WASHER, SEALING, 7MM	2	2	2	2	2		
6	90463-ML7-000	WASHER, SEALING, 6.5MM	1	1	1	1	1		
7	91001-KA4-003	BEARING, RADIAL BALL, 12X28X7 (NTN)	1	1	1	1	1		
8	91201-148-003	OIL SEAL, 12X22X5(ARAI)	1	1	1	1	1		
9	91211-KRN-671	SEAL, WATER PUMP	1	1	1	-	-		
	91211-KSE-671	-	-	-	1	1		
10	91320-KE1-000	DOWEL PIN, 8X7	1	1	1	-	-		
	94301-08100	DOWEL PIN, 8X10	-	-	-	1	1		
11	96001-06028-00	BOLT, FLANGE, 6X28	3	3	3	3	3		
12	96001-06085-00	BOLT, FLANGE, 6X85	1	1	1	1	1		



E-10

L. CRANKCASE COVER

D14

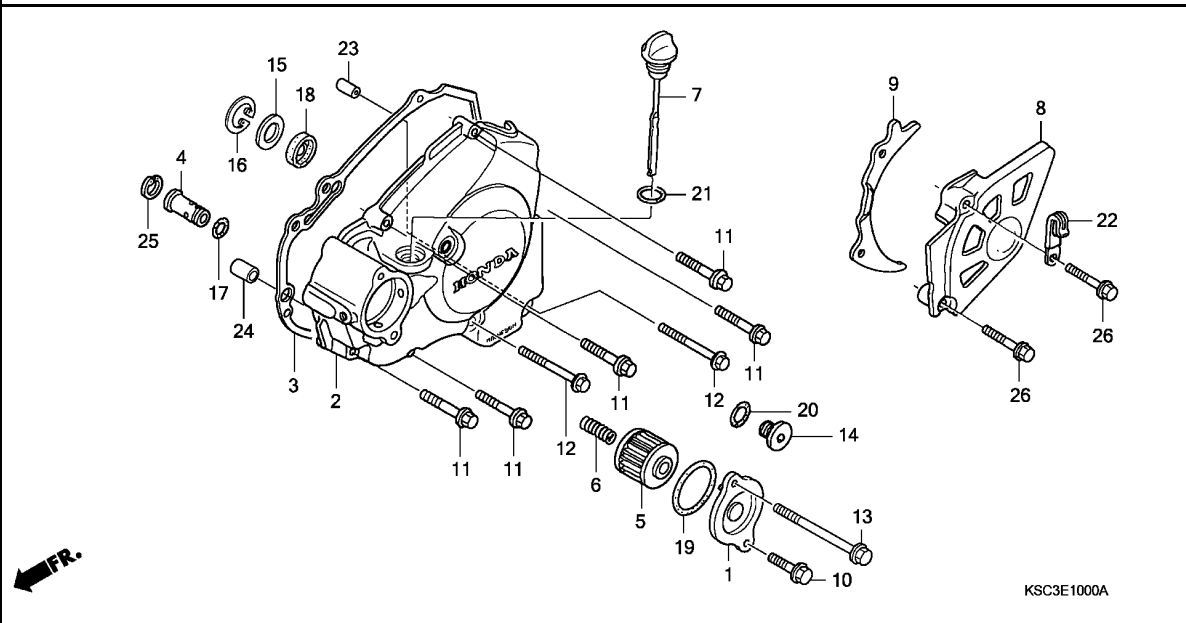


Ref. No.	L.O.N.	(Relative ref. Number) Description	F.R.T.
2		(4,18)	
1101A6		COVER, CRANKCASE :LEFT	0.5
3		GASKET, CRANKCASE COVER :LEFT	0.4
5		(1,19)	
113127		ELEMENT, OIL FILTER	0.2
8		(9)	
2131A4		COVER, DRIVE SPROCKET	0.1

FR.

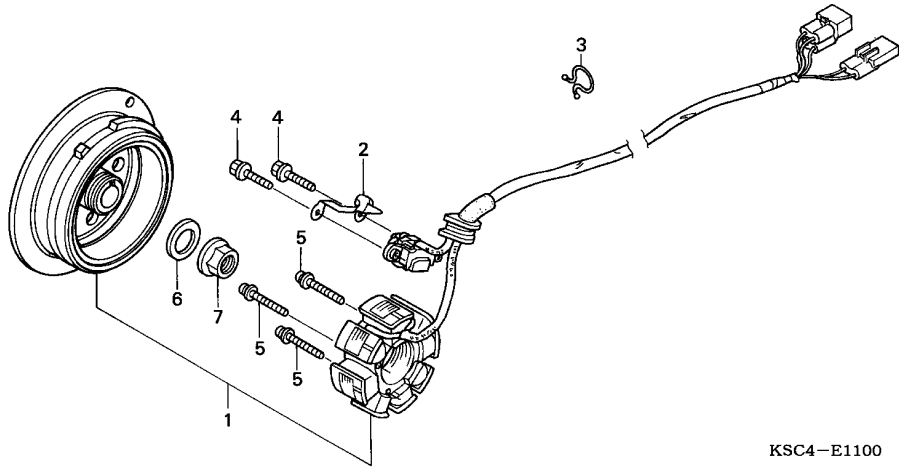
KSC3E1000A

Ref. No.	Part No.	Description	Reqd. QTY					Serial No.	Parts catalogue code
			4	5	6	7	8		
1	11333-KRN-670	COVER, OIL FILTER	1	1	1	1	1		
2	11340-KRN-670	COVER COMP., L. CRANKCASE ...	1	1	1	1	1		
3	11395-KRN-670	GASKET, L. COVER	1	1	1	1	1		
4	15220-MEB-770	VALVE ASSY., RELIEF	1	1	1	1	1		
5	15412-MEN-671	FILTER COMP., ENGINE OIL	1	1	1	1	1		
6	15414-MEB-670	SPRING, OIL FILTER	1	1	1	1	1		
7	15650-KRN-670	GAUGE, OIL LEVEL	1	1	1	1	1		
8	23810-KSC-670	COVER COMP., DRIVE SPROCKET ..	1	1	1	1	1		
9	23812-KSC-670	GUIDE, DRIVE CHAIN	1	1	1	1	1		
10	90004-GHB-630	BOLT, FLANGE, 6X16(NSHF)	1	1	1	1	1		
11	90004-GHB-690	BOLT, FLANGE, 6X32(NSHF)	5	5	5	5	5		
12	90004-GHB-710	BOLT, FLANGE, 6X40(NSHF)	2	2	2	2	2		
13	90004-GHB-780	BOLT, FLANGE, 6X75(NSHF)	1	1	1	1	1		
14	90084-MEN-670	CAP, 14MM	1	1	1	1	1		
15	90451-459-770	WASHER, THRUST, 13MM	1	1	1	1	1		
16	90602-MEB-670	CIRCLIP, SPECIAL INTERNAL, 24MM	1	1	1	1	1		
17	90751-GK1-003	O-RING, 8.5X1.7	1	1	1	1	1		
18	91204-KRN-671	OIL SEAL, 10X21X5	1	1	1	1	1		
	91204-HP1-601	-	-	-	-	-		
19	91302-PA9-003	O-RING, 39.8X2.2(ARAI)	1	1	1	1	1		
20	91303-377-000	O-RING, 13.8X2.5	1	1	1	1	1		
21	91307-035-000	O-RING, 18X3	1	1	1	1	1		
22	91410-679-000	CLIP, 2X60	1	1	1	1	1		
23	94301-08140	DOWEL PIN, 8X14	1	1	1	1	1		



Ref. No.	Part No.	Description	Reqd. QTY					Serial No.	Parts catalogue code
			4	5	6	7	8		

24	94301-10160	DOWEL PIN, 10X16	1	1	1	1	1	
25	94520-14000	CIRCLIP, INTERNAL, 14MM	1	1	1	1	1	
26	96001-06030-07	BOLT, FLANGE, 6X30	2	2	2	2	2	

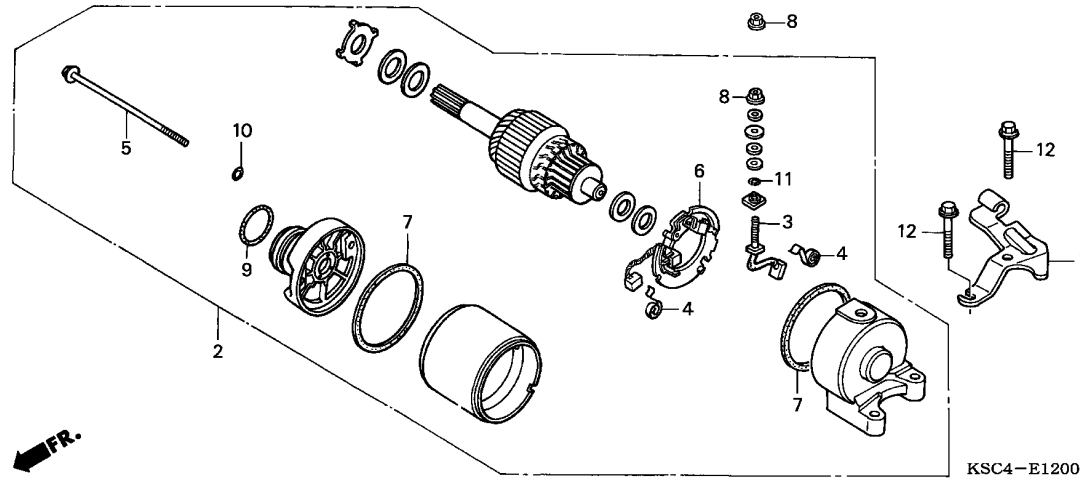


KSC4-E1100

FR.

Ref. No.	L.O.N.	(Relative ref. Number) Description	F.R.T.
1	613100	GENERATOR ASSEMBLY	0.8

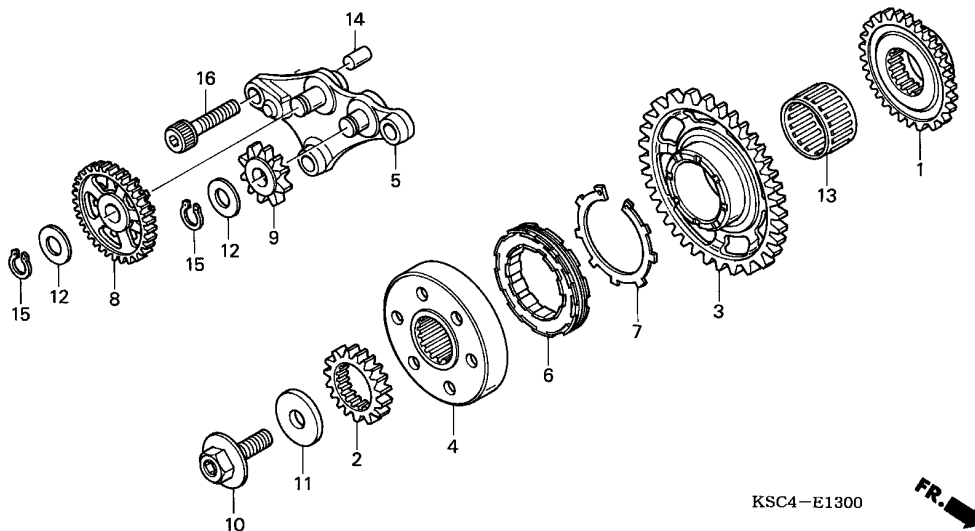
Ref. No.	Part No.	Description	Reqd. QTY					Serial No.	Parts catalogue code
			4	5	6	7	8		
1	31100-KSC-671	GENERATOR ASSY., FLYWHEEL TYPE A.C.	1	1	1	-	-		
	31100-KSC-A11	-	-	-	1	1		
2	32112-KRN-670	CLAMPER, CORD	1	1	1	1	1		
3	32171-GF9-621	LOCK, PURSE	1	1	1	1	1		
4	90005-896-000	BOLT, FLANGE, 5X16	2	2	2	2	2		
5	90010-MEB-670	SCREW-WASHER, 4X24	3	3	3	3	3		
6	90437-611-000	WASHER, PLAIN, 12MM	1	1	1	1	1		
7	94050-12000	NUT, FLANGE, 12MM	1	1	1	1	1		



Ref. No.	L.O.N.	(Relative ref. Number) Description	F.R.T.
2	612105	MOTOR, STARTING	2.1
3	6121A4	TERMINAL, BRUSH(STARTER)	2.3
6	6121A5	HOLDER, BRUSH(STARTER)	2.3

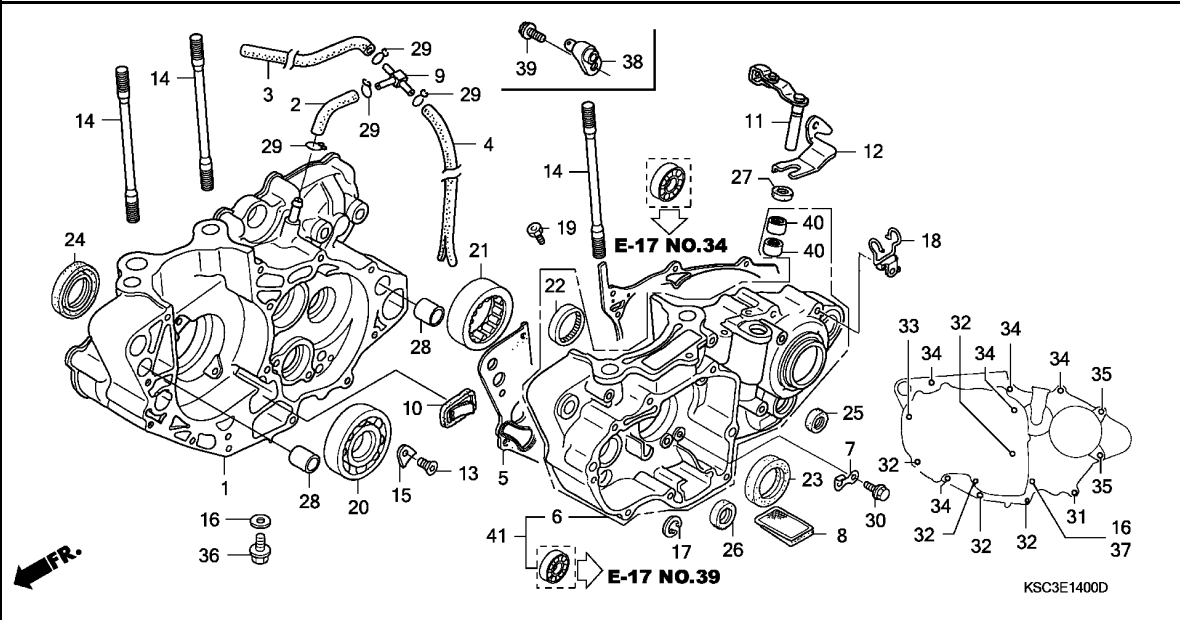
Ref. No.	Part No.	Description	Reqd. QTY					Serial No.	Parts catalogue code
			4	5	6	7	8		
1	22838-KSC-670	RECEIVER, CLUTCH CABLE	1	1	1	1	1		
2	31200-KSC-671	MOTOR ASSY., STARTING	1	1	1	1	1		
3	31201-MBE-008	TERMINAL SET, BRUSH	1	1	1	1	1		
4	31204-KS5-901	SPRING, CARBON BRUSH	2	2	2	2	2		
5	31205-MBE-008	BOLT, SETTING	2	2	2	2	2		
6	31206-MBE-008	HOLDER SET, BRUSH	1	1	1	1	1		
7	31207-MBE-008	RING	2	2	2	2	2		
8	90071-MB0-000	NUT-WASHER, 6MM	2	2	2	2	2		
9	91309-425-003	O-RING, 24.4X3.1(ARAI)	1	1	1	1	1		
10	91320-MBE-008	O-RING	2	2	2	2	2		
11	91320-MB0-000	O-RING	1	1	1	1	1		
12	96001-06028-00	BOLT, FLANGE, 6X28	2	2	2	2	2		





Ref. No.	L.O.N.	(Relative ref. Number) Description	F.R.T.
1	110183	GEAR, BALANCER DRIVE	1.2
2	211105	GEAR, PRIMARY DRIVE	1.1
3	612120	GEAR, STARTER DRIVEN	1.2
4	612131	OUTER, STARTING CLUTCH	1.3
5	612145	HOLDER, STARTER DRIVE GEAR ...	1.2
6	6121A2	CLUTCH, STARTING ONE WAY	1.3
8	612125	GEAR, STARTER REDUCTION	1.1
9	612135	GEAR, STARTER IDLE	1.1

Ref. No.	Part No.	Description	Reqd. QTY					Serial No.	Parts catalogue code
			4	5	6	7	8		
1	13415-KRN-670	GEAR, BALANCER DRIVE (32T) ..	1	1	1	1	1		
2	23121-KSC-670	GEAR, PRIMARY DRIVE (18T) ...	1	1	1	1	1		
3	28110-KSC-670	GEAR COMP., STARTING DRIVEN (38T)	1	1	1	1	1		
4	28115-KSC-670	OUTER, STARTING CLUTCH	1	1	1	1	1		
5	28120-KSC-670	HOLDER COMP., STARTER GEAR ..	1	1	1	1	1		
6	28125-MT7-004	CLUTCH, ONE WAY	1	1	1	1	1		
7	28127-MS2-612	RING, FRICTION	1	1	1	1	1		
8	28131-KSC-670	GEAR, STARTING REDUCTION (53T/10T)	1	1	1	1	1		
9	28141-KSC-670	GEAR, STARTING IDLE (10T) ...	1	1	1	1	1		
10	90013-MEB-670	BOLT, SPECIAL, 12X28	1	1	1	1	1		
11	90402-KW6-960	WASHER, PLAIN, 12MM	1	1	1	1	1		
12	90452-166-600	WASHER, THRUST, 12MM	2	2	2	2	2		
13	91025-KT7-003	BEARING, NEEDLE, 30X35X20 ...	1	1	1	1	1		
14	94303-08140	DOWEL PIN, 8X14	1	1	1	1	1		
15	94510-12000	CIRCLIP, EXTERNAL, 12MM	2	2	2	2	2		
16	96600-08028-00	BOLT, SOCKET, 8X28	3	3	3	3	3		



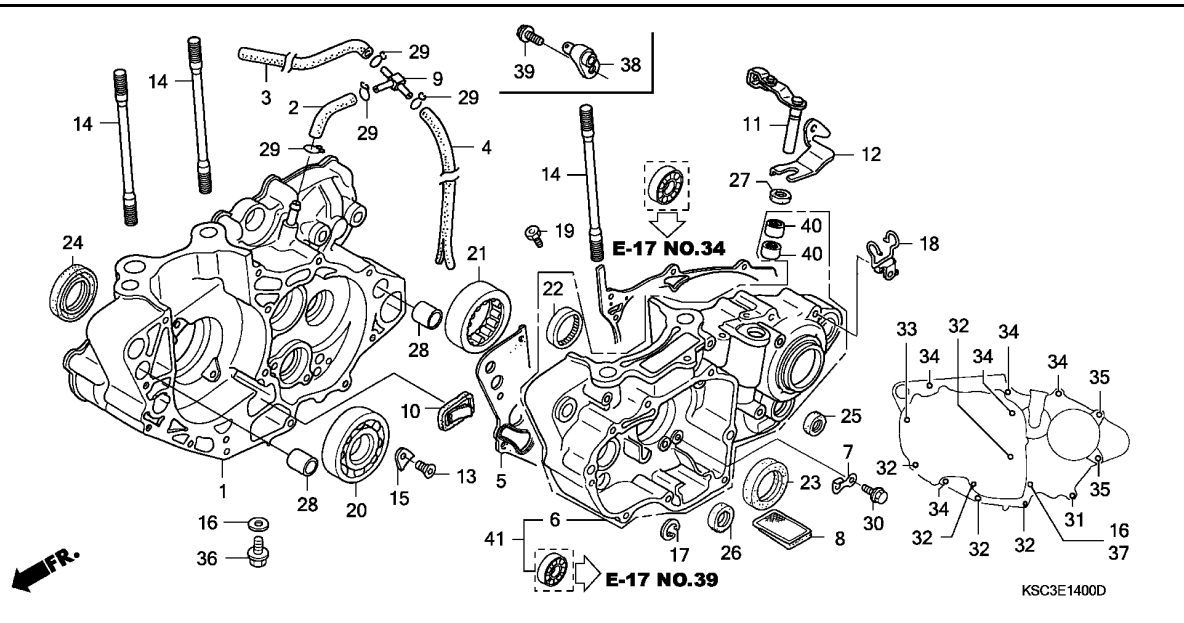
Ref. No.	L.O.N.	(Relative ref. Number) Description	F.R.T.
1	110120	CRANKCASE :RIGHTINCLUDES: Engine removal and installation	4.9
	1101A2	CRANKCASE :BOTHINCLUDES: Engine removal and installation	5.5
5	110110	GASKET, CRANKCASEINCLUDES: Engine removal and installation	4.2
6		(41)	
	110115	CRANKCASE :LEFTINCLUDES: Engine removal and installation	5.0
	1101A2	CRANKCASE :BOTHINCLUDES: Engine removal and installation	5.5
8	1131B5	SCREEN, OIL FILTERINCLUDES: Engine removal and installation	4.2
10	1101L3	ONE WAY VALVE, CRANKCASEINCLUDES: Engine removal and installation	4.2
11	2121A7	LEVER, CLUTCH	0.2
+20	1101B7	BEARING, CRANKSHAFT :RIGHT ...	4.4

Ref. No.	Part No.	Description	Reqd. QTY				Serial No.	Parts catalogue code
			4	5	6	7		
1	11100-KSC-670	CRANKCASE COMP., R.	1	1	-	-	-	
	11100-KSC-671	-	-	1	-	-	----- 5204152 ED
	11100-KSC-A10	-	-	1	-	-	----- ED/A,ED/B
	11100-KSC-A20	-	-	-	1	-	----- ED
2	11105-KSC-670	TUBE A, BREATHER	1	1	1	1	1	
3	11107-KSC-670	TUBE B, BREATHER	1	1	1	1	1	
4	11108-KSC-670	TUBE C, BREATHER	1	1	1	1	1	
5	11191-KRN-670	GASKET, CRANKCASE	1	1	1	-	-	
	11191-KRN-850	-	-	-	1	-	
	11191-KRN-A10	-	-	-	1	-	
6	11200-KSC-672	CRANKCASE COMP., L.	1	-	-	-	-	5013825
	11200-KSC-673	-	1	-	-	-	5013825 ----- ED
	11200-KSC-A10	-	-	-	1	-	----- DK
	11200-KSC-A20	-	-	-	1	-	
7	11206-KRN-670	PLATE, CAM CHAIN GUIDE	1	1	1	1	1	
8	15421-KKO-000	SCREEN, OIL FILTER	1	1	1	1	1	
9	16961-MCT-010	JOINT, THREE WAY	1	1	1	1	1	
10	18601-MBW-003	VALVE COMP., REED	1	1	1	1	1	
11	22810-KSC-670	LEVER COMP., CLUTCH LIFTER ..	1	1	1	-	-	
	22810-KSC-A10	-	-	-	1	1	
12	22813-KRN-670	PLATE, CLUTCH LEVER	1	1	1	-	-	
13	90003-KRN-670	SCREW, SPECIAL FLAT, 6X12 ...	2	2	2	-	-	
	90001-MEN-850	SCREW, SPECIAL FLAT, 6X17 ...	-	-	-	2	2	



E-14

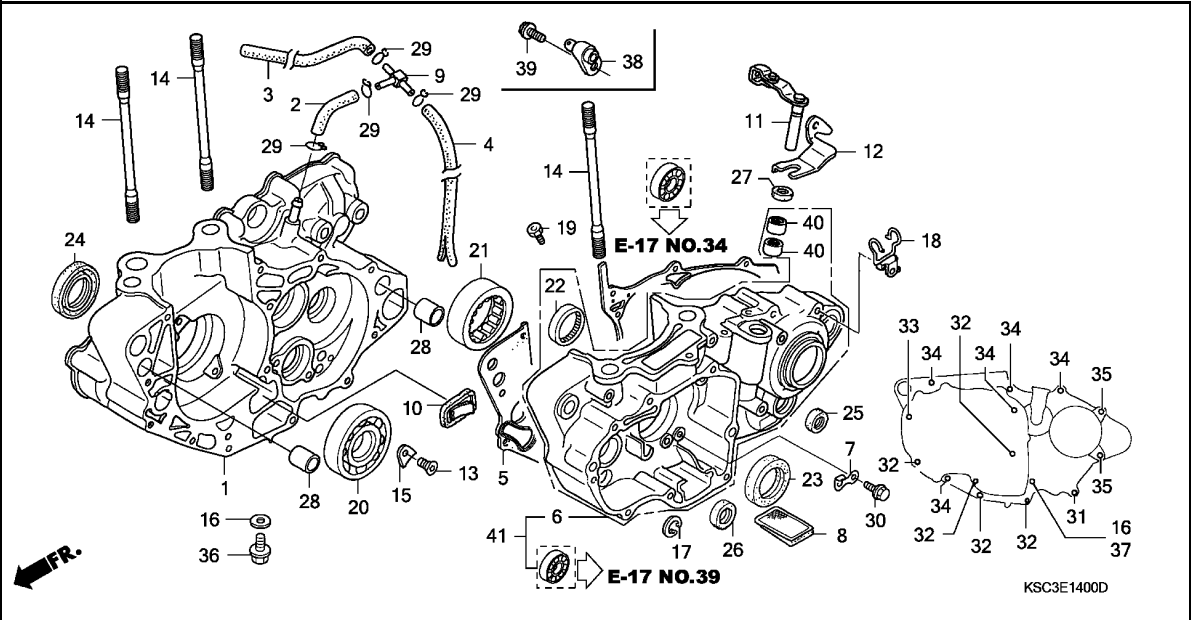
CRANKCASE



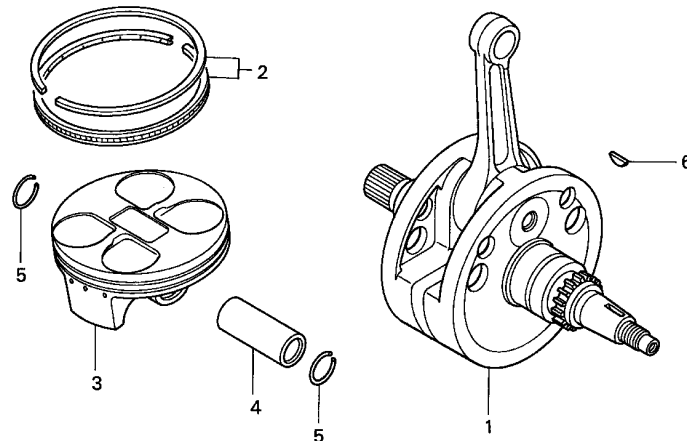
Ref. No.	L.O.N.	(Relative ref. Number) Description	F.R.T.
+20		.INCLUDES: Engine removal and installation	
	1101G0	BEARING, CRANKSHAFT :BOTH	4.6
		.INCLUDES: Engine removal and installation	
	21 1101B6	BEARING, CRANKSHAFT :LEFT	4.4
		.INCLUDES: Engine removal and installation	
	1101G0	BEARING, CRANKSHAFT :BOTH	4.6
		.INCLUDES: Engine removal and installation	
	23 110131	OIL SEAL, CRANKSHAFT :LEFT ...	4.3
		.INCLUDES: Engine removal and installation	
	1101H3	OIL SEAL, CRANKSHAFT :BOTH ...	4.4
		.INCLUDES: Engine removal and installation	
	24 110132	OIL SEAL, CRANKSHAFT :RIGHT ..	4.3
		.INCLUDES: Engine removal and installation	
	1101H3	OIL SEAL, CRANKSHAFT :BOTH ...	4.4
		.INCLUDES: Engine removal and installation	
	25 1101F9	OIL SEAL, GEARSHIFT SPINDLE ..	1.1

Ref. No.	Part No.	Description	Reqd. QTY				Serial No.	Parts catalogue code
			4	5	6	7		
14	90031-KRN-670	BOLT, STUD, 10X135	4	4	4	4	4	
15	90441-KRN-670	PLATE, BEARING HOLDER	2	2	2	2	2	
16	90474-333-000	WASHER, SEALING, 8MM	2	2	2	2	2	
17	90604-MEB-670	CIRCLIP, SPECIAL, 33MM	1	1	1	1	1	
18	90610-MEB-670	GUIDE COMP., TUBE	1	1	1	1	1	
19	90901-KRN-670	JET, OIL, #100	1	-	-	-	-	ED
			1	-	-	-	-	5013824 U
			-	1	-	-	-	DK
			-	1	-	-	-	5013824 ED
	90901-KRN-A00	ORIFICE, #170	-	-	-	1	-	
	90901-KSC-A20	-	-	-	-	1	
20	91001-KRN-671	BEARING, RADIAL BALL, 30X72X16	1	1	1	1	1	
21	91002-KRN-671	BEARING, SPECIAL ROLLER	1	1	-	-	-	DK,U
			1	1	-	-	-	5220003 ED
			-	-	1	-	-	5205690 ED
	91002-KRN-851	1	1	-	-	-	5220004 ED
			-	-	1	-	-	ED/A,ED/B
			-	-	1	-	-	5205691 ED
	91002-KRN-A11	-	-	-	1	-	
22	91022-KA4-740	BEARING, SHELL, 33X38X8(NTN)	1	1	1	1	1	
23	91201-MEB-671	OIL SEAL, 38X52X7(ARAI)	1	1	1	1	1	
24	91202-MEB-671	OIL SEAL, 39X56X7(ARAI)	1	1	1	-	-	
	91202-MEY-671	OIL SEAL, 39X56X7.5(ARAI)	-	-	-	1	1	
25	91203-KA4-771	OIL SEAL, 14X22X5(NOK)	1	1	1	1	1	
26	91203-MEB-671	OIL SEAL, 20X33X5(ARAI)	1	1	1	1	1	

2



Ref. No.	Part No.	Description	Reqd. QTY					Serial No.	Parts catalogue code
			4	5	6	7	8		
27	91205-MEB-671	OIL SEAL, 12X18X3 (ARAI)	1	1	1	1	1		
28	94301-14200	DOWEL PIN, 14X20	2	2	2	2	2		
29	95002-02100	CLIP, TUBE (B10)	4	4	4	4	4		
30	96001-06012-00	BOLT, FLANGE, 6X12	1	1	1	1	1		
31	96001-06040-00	BOLT, FLANGE, 6X40	1	1	1	1	1		
32	96001-06045-00	BOLT, FLANGE, 6X45	5	5	5	5	5		
33	96001-06060-00	BOLT, FLANGE, 6X60	1	1	1	1	1		
34	96001-06070-00	BOLT, FLANGE, 6X70	5	5	5	5	5		
35	96001-06075-00	BOLT, FLANGE, 6X75	2	2	2	2	2		
36	96300-08025-00	BOLT, FLANGE, 8X25	1	1	1	1	1		
37	96300-08070-00	BOLT, FLANGE, 8X70	1	1	1	1	1		
38	11210-KRN-730	JET COMP., PISTON, #80	1	-	-	-	-	5013825	----- U
			-	1	-	-	-	5013825	----- ED
			-	-	1	1	1		
39	96001-06012-00	BOLT, FLANGE, 6X12	1	-	-	-	-	5013825	----- U
			-	1	-	-	-	5013825	----- ED
			-	-	1	1	1		
40	91053-719-005	BEARING, NEEDLE, 12X16X10 (NTN)	2	2	2	2	2		
41	11200-KSC-305	CRANKCASE SET, L.	1	-	-	-	-	5013824	-----
			-	1	-	-	-	5013824	ED

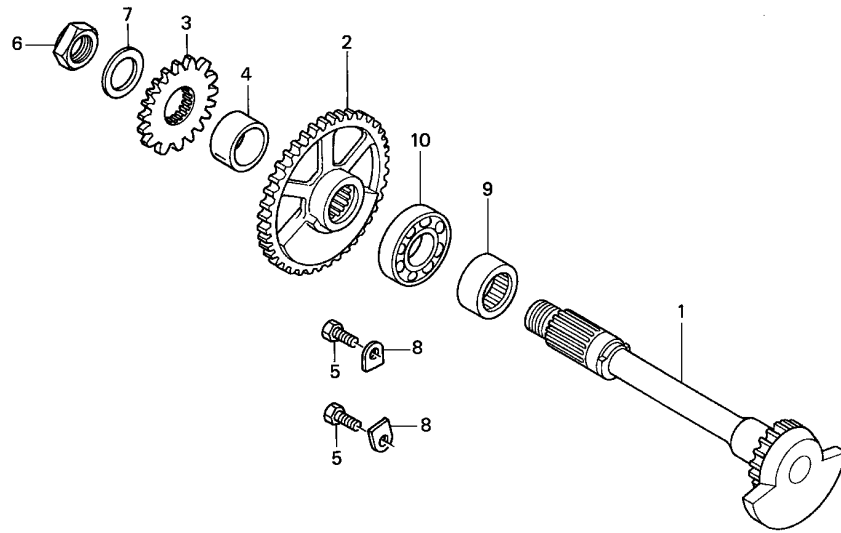


KRN4-E1300

FR.

Ref. No.	L.O.N.	(Relative ref. Number) Description	F.R.T.
1	1101B5	CRANKSHAFT INCLUDES: Engine removal and installation (2,4,5)	4.4
3	111103	RING, PISTON AND/OR PISTON (ONE)	2.2

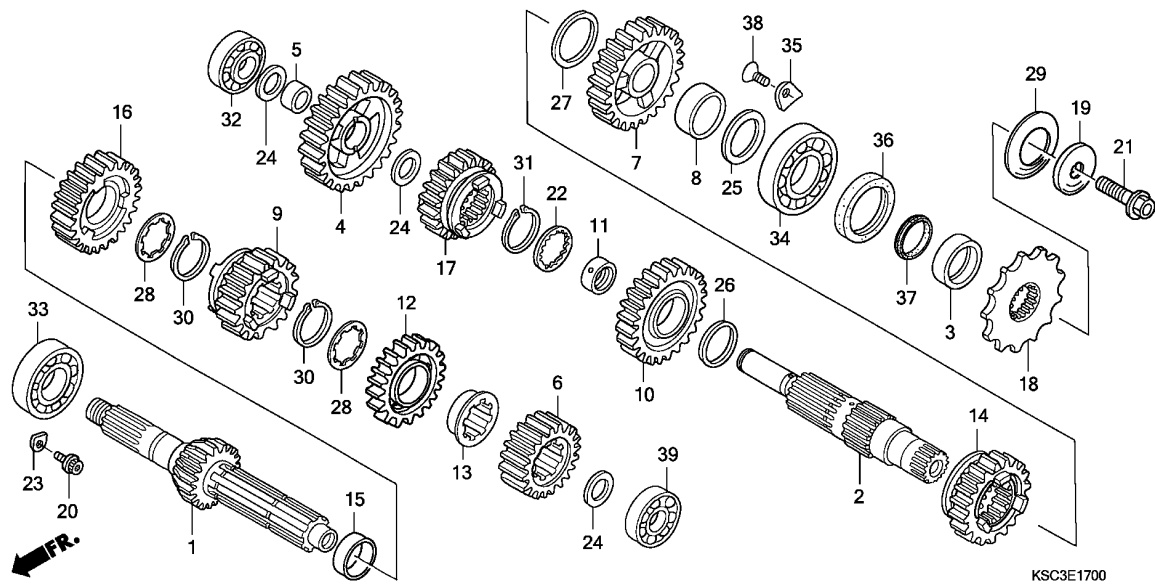
Ref. No.	Part No.	Description	Reqd. QTY					Serial No.	Parts catalogue code
			4	5	6	7	8		
1	13000-KSC-670	CRANKSHAFT COMP.	1	1	-	-	-		
	13000-KSC-671	-	-	1	-	-	----- 5207328 ED	
	13000-KSC-A10	-	-	1	-	-	----- ED/A,ED/B	
	13011-KRN-670	RING SET, PISTON (STD.)	1	1	1	-	-	5207329 ----- ED	
	13011-KRN-850	-	-	-	1	1		
3	13101-KRN-670	PISTON	1	1	1	-	-		
	13101-KRN-850	-	-	-	1	1		
4	13111-KRN-670	PIN, PISTON	1	1	-	-	-		
	13111-KRN-850	-	-	1	-	-	----- 5201552 ED	
			-	-	1	-	-	----- ED/A,ED/B	
			-	-	1	-	-	5201553 ----- ED	
5	13115-KM7-700	CLIP, PISTON PIN, 16MM	2	2	2	2	2		
6	13331-360-000	KEY, SPECIAL WOODRUFF, 25X14	1	1	1	1	1		



Ref. No.	L.O.N.	(Relative ref. Number) Description	F.R.T.
1	110185	SHAFT, BALANCER	1.5
2	1101L5	GEAR, BALANCER DRIVEN	1.2
3	1101F8	GEAR, WATER PUMP DRIVE	0.8
9	1101G3	BEARING, BALANCER SHAFT :LEFT .INCLUDES: Engine removal and installation	4.4
	1101G5	BEARING, BALANCER SHAFT :BOTH .INCLUDES: Engine removal and installation	4.6
10	1101G4	BEARING, BALANCER SHAFT :RIGHT .INCLUDES: Engine removal and installation	4.4
	1101G5	BEARING, BALANCER SHAFT :BOTH .INCLUDES: Engine removal and installation	4.6

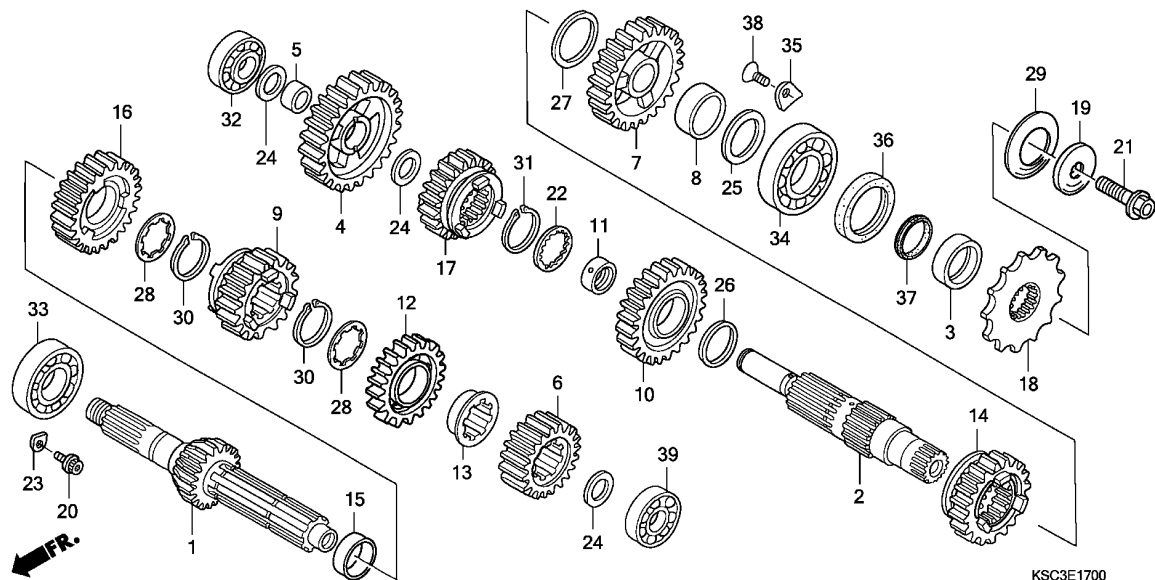
Ref. No.	Part No.	Description	Reqd. QTY					Serial No.	Parts catalogue code
			4	5	6	7	8		
1	13420-KSC-670	SHAFT COMP., BALANCER	1	1	1	-	-		
	13420-KSC-A10	-	-	-	1	1		
2	13422-KRN-670	GEAR, BALANCER DRIVEN (32T) ..	1	1	1	-	-		
	13422-KRN-A00	-	-	-	1	1		
3	19245-KRN-670	GEAR, WATER PUMP DRIVE (19T)	1	1	-	-	-		
			-	-	1	-	-	----- ED	
			-	-	1	-	-	----- 5220987 ED/A	
	19245-KRN-671	-	-	1	-	-	----- ED/B	
			-	-	1	-	-	5220988 ----- ED/A	
			-	-	-	1	1		
4	19246-KSC-670	COLLAR, WATER PUMP GEAR	1	1	1	1	1		
5	90038-KY4-900	BOLT, HEX., 6X16	2	2	2	2	2		
6	90204-MN5-000	NUT, HEX., 14MM	1	1	1	1	1		
7	90433-KE1-000	WASHER, 14MM	1	1	1	1	1		
8	90441-KA4-700	PLATE, BEARING HOLDER	2	2	2	2	2		
9	91004-MEB-671	BEARING, SPECIAL ROLLER, 20X32X14	1	1	1	1	1		
10	91005-MEB-671	BEARING, RADIAL BALL, 6003 ..	1	1	1	1	1		





Ref. No.	L.O.N.	(Relative ref. Number) Description	F.R.T.
1		(6,9,12,16)	
210141		MAINSHAFT, TRANSMISSIONINCLUDES: Engine removal and installation	4.4
210141A		.Replace countershaft add	0.2
2		(4,7,10,14,17)	
210142		COUNTERSHAFT, TRANSMISSIONINCLUDES: Engine removal and installation	4.4
18	213135	SPROCKET, DRIVE	0.2
32	2101C8	BEARING, COUNTERSHAFT :RIGHT . .INCLUDES: Engine removal and installation	4.4
2101C9		BEARING, COUNTERSHAFT :BOTH .. .INCLUDES: Engine removal and installation	4.6
2101D4		BEARING, MAINSHAFT AND COUNTERSHAFT :ALL	4.8
33	2101C5	BEARING, MAINSHAFT :RIGHTINCLUDES: Engine removal and installation	4.4
+	2101C6	BEARING, MAINSHAFT :BOTH	4.6

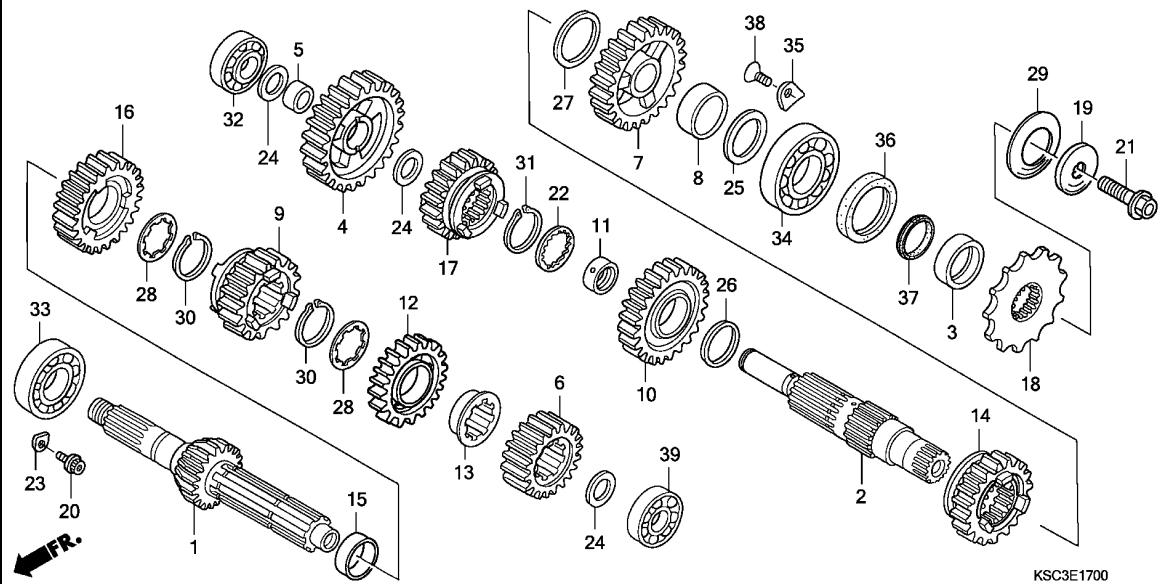
Ref. No.	Part No.	Description	Reqd. QTY					Serial No.	Parts catalogue code
			4	5	6	7	8		
1	23210-KSC-670	SHAFT COMP., MAIN (13T)	1	1	1	-	-		
	23210-KSC-A10	-	-	-	1	1		
2	23221-KSC-670	COUNTERSHAFT	1	1	1	-	-		
	23221-KSC-A10	-	-	-	1	1		
3	23225-KSC-670	COLLAR, COUNTERSHAFT	1	1	1	1	1		
4	23411-KSC-670	GEAR, COUNTERSHAFT LOW (31T)	1	1	1	1	1		
5	23413-KSC-670	COLLAR, 17MM	1	1	1	1	1		
6	23421-KSC-670	GEAR, MAINSHAFT SECOND (16T)	1	1	1	1	1		
7	23431-KSC-670	GEAR, COUNTERSHAFT SECOND (28T)	1	1	1	1	1		
8	23432-KSC-670	COLLAR, 24MM	1	1	1	1	1		
9	23441-KSC-670	GEAR, MAINSHAFT THIRD (21T) -	1	1	1	1	1		
10	23451-KSC-670	GEAR, COUNTERSHAFT THIRD (28T)	1	1	1	1	1		
11	23452-KSC-670	COLLAR, COUNTERSHAFT THIRD GEAR	1	1	1	1	1		
12	23461-KSC-670	GEAR, MAINSHAFT FOURTH (24T)	1	1	1	1	1		
13	23462-KSC-670	COLLAR, MAINSHAFT FOURTH GEAR	1	1	1	1	1		
14	23471-KSC-670	GEAR, COUNTERSHAFT FOURTH (25T)	1	1	1	1	1		
15	23472-KZ4-000	COLLAR, 20MM	1	1	1	1	1		
16	23481-KSC-670	GEAR, MAINSHAFT FIFTH (27T) -	1	1	1	1	1		
17	23491-KSC-670	GEAR, COUNTERSHAFT FIFTH (22T)	1	1	1	1	1		
18	23801-KSC-670	SPROCKET, DRIVE (14T)	1	1	1	1	1		
19	23802-KSC-670	COLLAR, DRIVE SPROCKET	1	1	1	1	1		
20	90071-MF5-000	BOLT, FLANGE SOCKET, 6X14 ...	2	2	2	2	2		



Ref. No.	L.O.N.	(Relative ref. Number) Description	F.R.T.
+33		.INCLUDES: Engine removal and installation	
2101D4		BEARING, MAINSHAFT AND COUNTERSHAFT :ALL	4.8
		.INCLUDES: Engine removal and installation	
34	2101C7	BEARING, COUNTERSHAFT :LEFT ..	4.4
		.INCLUDES: Engine removal and installation	
39	2101C2	BEARING, MAINSHAFT :LEFT	4.4
		.INCLUDES: Engine removal and installation	

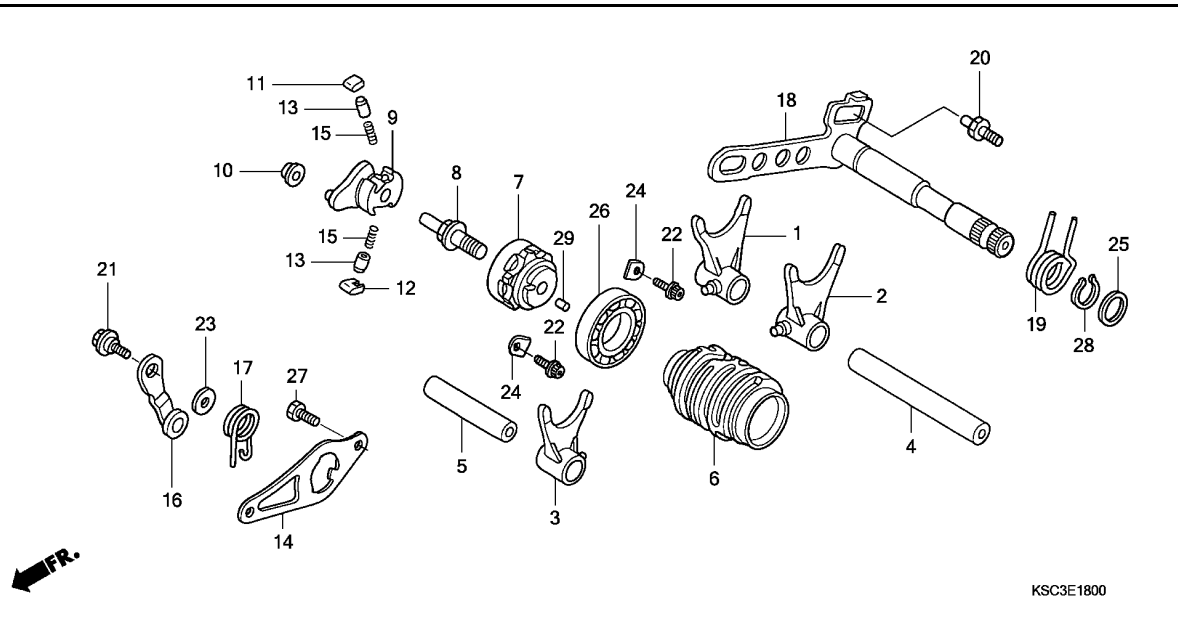
Ref. No.	Part No.	Description	Reqd. QTY					Serial No.	Parts catalogue code
			4	5	6	7	8		
21	90112-413-000	BOLT, UBS, 8X33	1	1	1	1	1		
22	90404-KW3-000	WASHER, THRUST INVOLUTE, 22X21X1	1	1	1	1	1		
23	90441-KA4-700	PLATE, BEARING HOLDER	2	2	2	2	2		
24	90446-357-000	WASHER, THRUST, 17.2MM	3	3	3	3	3		
25	90453-KSR-A00	WASHER, 22X32X1.5	1	1	1	1	1		
26	90452-KZ4-000	WASHER, THRUST, 22X30X1	1	1	1	1	1		
27	90452-KSR-A00	WASHER, 24X32X1	1	1	1	1	1		
28	90455-HM8-A40	WASHER, SPLINE, 20MM	2	2	2	2	2		
29	90501-KSC-670	WASHER, SPRING, 24MM	1	1	1	1	1		
30	90601-360-000	SET RING, 20MM	2	2	2	2	2		
31	90602-360-000	SET RING, 22MM	1	1	1	1	1		
32	91001-KZ4-J11	BEARING, RADIAL BALL, 17X35X10	1	-	-	-	-	5013824	
			-	1	1	-	-	DK,ED/A,ED/B	
			-	1	-	-	-	5013824 ED	
	91001-KSR-A01	BEARING, RADIAL BALL, 17X36X10	1	-	-	-	-	5013825	
			-	1	-	-	-	5013825	
			-	-	1	-	-	ED	
			-	-	1	-	-	ED	
33	91004-KSC-671	BEARING, RADIAL BALL, 22X47X14	1	1	1	1	1		
34	91005-KSR-A01	BEARING, RADIAL BALL, 22X47X14	1	-	-	-	-	U	
			-	-	1	-	-	5222686 ED/A	
	91005-KRN-851	1	-	1	-	-	ED,ED/B	
			-	1	-	-	-		
			-	-	1	-	-	5222687	
			-	-	1	-	-	ED/A	
	91005-KRN-A01	BEARING, RADIAL BALL, 22X52X14	-	-	-	1	1		
35	91012-KA3-710	PLATE, COUNTERSHAFT BEARING	2	2	2	2	2		





Ref. No.	Part No.	Description	Reqd. QTY					Serial No.	Parts catalogue code
			4	5	6	7	8		
36	91201-KSR-A01	OIL SEAL, 28X37X7	1	1	1	1	1		
37	91301-KSR-A01	D-RING, 22MM	1	1	1	1	1		
38	93600-06010-OH	SCREW, FLAT, 6X10	2	2	2	2	2		
39	91001-KZ4-J11	BEARING, RADIAL BALL, 17X35X10	1	-	-	-	-	5013824	
			-	1	-	-	-	5013824	DK
			-	1	-	-	-	5013824	ED
	91001-KSR-A01	BEARING, RADIAL BALL, 17X36X10	1	-	-	-	-	5013825	
			-	1	-	-	-	5013825	ED
			-	-	1	-	-		
	91006-KRN-A01	BEARING, RADIAL BALL, 17X38X10	-	-	-	1	1		

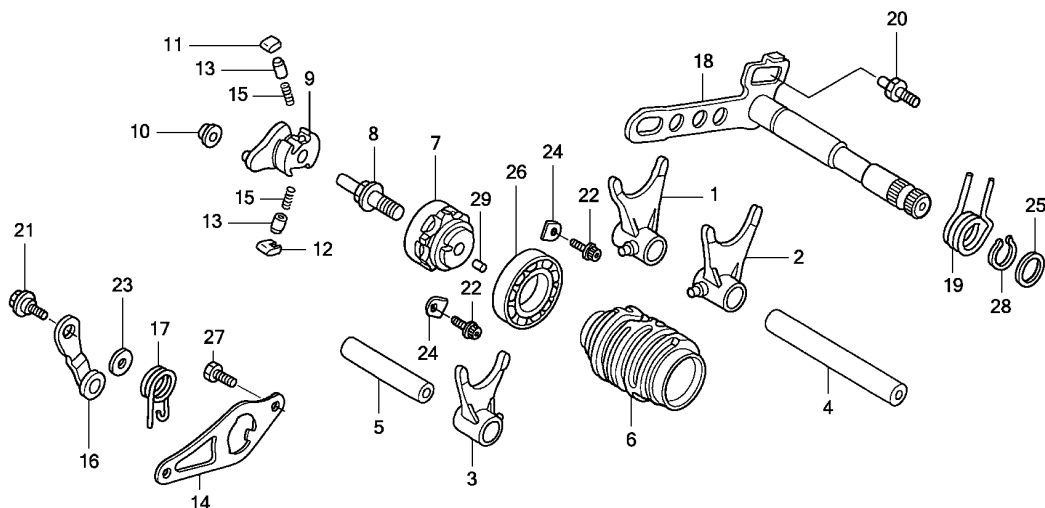
2



Ref. No.	L.O.N.	(Relative ref. Number) Description	F.R.T.
1		(2,3,4,5)	
210112		FORK, GEARSHIFTNOTE: Same time for two units or more .INCLUDES: Engine removal and installation	4.4
6		(26)	
2101A9		DRUM, GEARSHIFTINCLUDES: Engine removal and installation	4.4
7		2101B2 CENTER, GEARSHIFT DRUM	1.3
9		2101B3 SHIFTER, GEARSHIFT DRUM	1.0
14		2101B4 PLATE, GUIDE	1.2
16		(17)	
		210125 STOPPER OR SPRING, SHIFT DRUM (19,25,28)	1.4
18		210122 SPINDLE, GEARSHIFT	1.0

Ref. No.	Part No.	Description	Reqd. QTY					Serial No.	Parts catalogue code
			4	5	6	7	8		
1	24211-KSC-670	FORK, R. GEARSHIFT	1	1	1	1	1		
2	24221-KSC-670	FORK, L. GEARSHIFT	1	1	1	1	1		
3	24231-KSC-670	FORK C, GEARSHIFT	1	1	1	1	1		
4	24241-KSC-670	SHAFT A, SHIFT FORK	1	1	1	1	1		
5	24242-KSC-670	SHAFT B, SHIFT FORK	1	1	1	1	1		
6	24311-KSC-670	DRUM, GEARSHIFT	1	1	1	-	-		
	24311-KRN-A00	-	-	-	1	1		
7	24312-KA3-741	CENTER, GEARSHIFT DRUM	1	1	1	1	1		
8	24315-HA0-000	PIN, SHIFTER	1	1	1	1	1		
9	24321-KZ4-620	SHIFTER, DRUM	1	1	1	1	1		
10	24322-MM4-000	COLLAR, SHIFTER	1	1	1	1	1		
11	24324-KA3-711	PAWL A, RATCHET	1	1	1	1	1		
12	24325-KA3-711	PAWL B, RATCHET	1	1	1	1	1		
13	24326-KBH-901	PLUNGER, PAWL	2	2	2	2	2		
14	24328-KRN-670	PLATE, GUIDE	1	1	1	1	1		
15	24329-KA3-740	SPRING, PAWL PLUNGER	2	2	2	2	2		
16	24430-KA3-740	STOPPER COMP., DRUM	1	1	1	1	1		
17	24435-KZ4-690	SPRING, DRUM STOPPER	1	1	1	1	1		
18	24610-KRN-670	SPINDLE COMP., GEARSHIFT	1	1	-	-	-		
	24610-KRN-730	-	-	-	1	1		
19	24651-MEB-670	SPRING, GEARSHIFT RETURN	1	1	1	1	1		
20	24652-HA0-000	PIN, GEARSHIFT RETURN SPRING	1	1	1	1	1		
21	90022-MG8-000	PIVOT, SHIFT DRUM STOPPER ARM	1	1	1	1	1		
22	90071-MF5-000	BOLT, FLANGE SOCKET, 6X14	2	2	2	2	2		
23	90435-HB3-000	WASHER, 6.1MM	1	1	1	1	1		

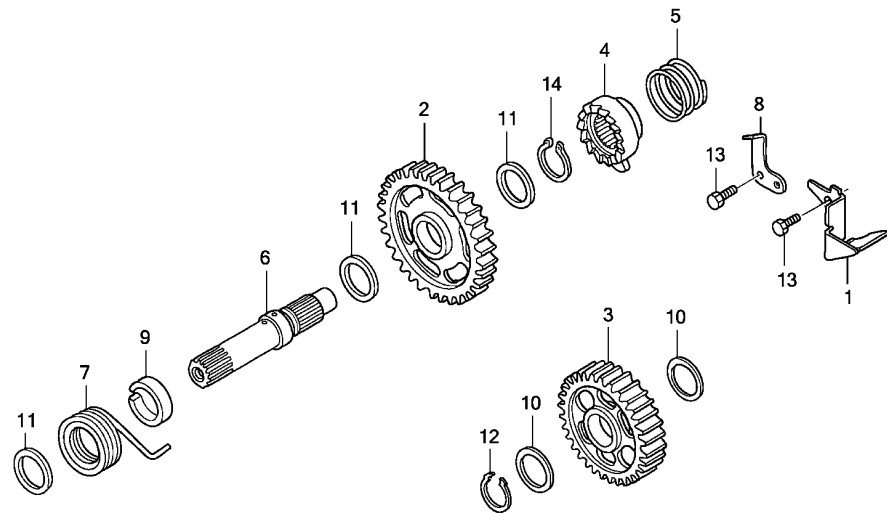




FR.

KSC3E1800

Ref. No.	Part No.	Description	Reqd. QTY					Serial No.	Parts catalogue code
			4	5	6	7	8		
24	90441-KA4-700	PLATE, BEARING HOLDER	2	2	2	2	2		
25	90451-155-000	WASHER, 14MM	1	1	1	1	1		
26	91004-KY4-900	BEARING, RADIAL BALL, 6905U ..	1	1	1	1	1		
27	93301-06016-0A	BOLT, HEX., 6X16	2	2	2	2	2		
28	94510-14000	CIRCLIP, EXTERNAL, 14MM	1	1	1	1	1		
29	96220-40080	ROLLER, 4X8	1	1	1	1	1		



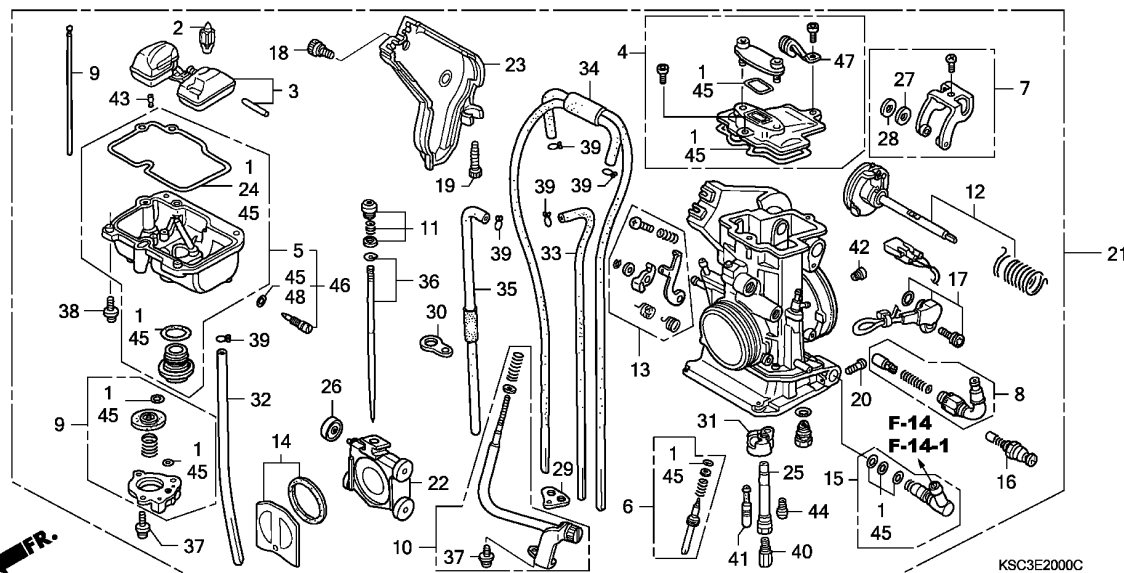
KSC3E1900



Ref. No.	L.O.N.	(Relative ref. Number) Description	F.R.T.
2	1121A0	PINION, KICK STARTER	1.0
3	1121B2	GEAR, KICK STARTER FIRST IDLE (5)	0.9
4	1121A1	RATCHET, KICK(RECOIL) STARTER	1.0
6	1121A2	SPINDLE, KICK STARTER	1.0
7	112103	SPRING, KICK STARTER RETURN ..	0.8

Ref. No.	Part No.	Description	Reqd. QTY					Serial No.	Parts catalogue code
			4	5	6	7	8		
1	15201-KSC-670	PLATE, OIL GUIDE	1	1	1	1	1		
2	28210-KSC-670	PINION COMP., KICK STARTER (32T)	1	1	1	1	1		
3	28230-KRN-670	GEAR COMP., STARTER IDLE (30T)	1	1	1	1	1		
4	28241-KA3-710	RATCHET, STARTER	1	1	1	1	1		
5	28242-KA3-710	SPRING, RATCHET	1	1	1	1	1		
6	28251-KZ4-000	SPINDLE, KICK STARTER	1	1	1	1	1		
7	28261-KA3-710	SPRING, STARTER RETURN	1	1	1	1	1		
8	28262-KS6-701	PLATE, RATCHET SLIDER	1	1	1	1	1		
9	28282-KZ4-B00	COLLAR, KICK SPINDLE	1	1	1	1	1		
10	90452-178-000	WASHER, THRUST, 17MM	2	2	2	2	2		
11	90501-444-000	WASHER, 16.8X24	3	3	3	3	3		
12	90601-001-000	CIRCLIP, EXTERNAL, 17MM	1	1	1	1	1		
13	93301-06016-0A	BOLT, HEX., 6X16	2	2	2	2	2		
14	94510-16000	CIRCLIP, EXTERNAL, 16MM	1	1	1	1	1		





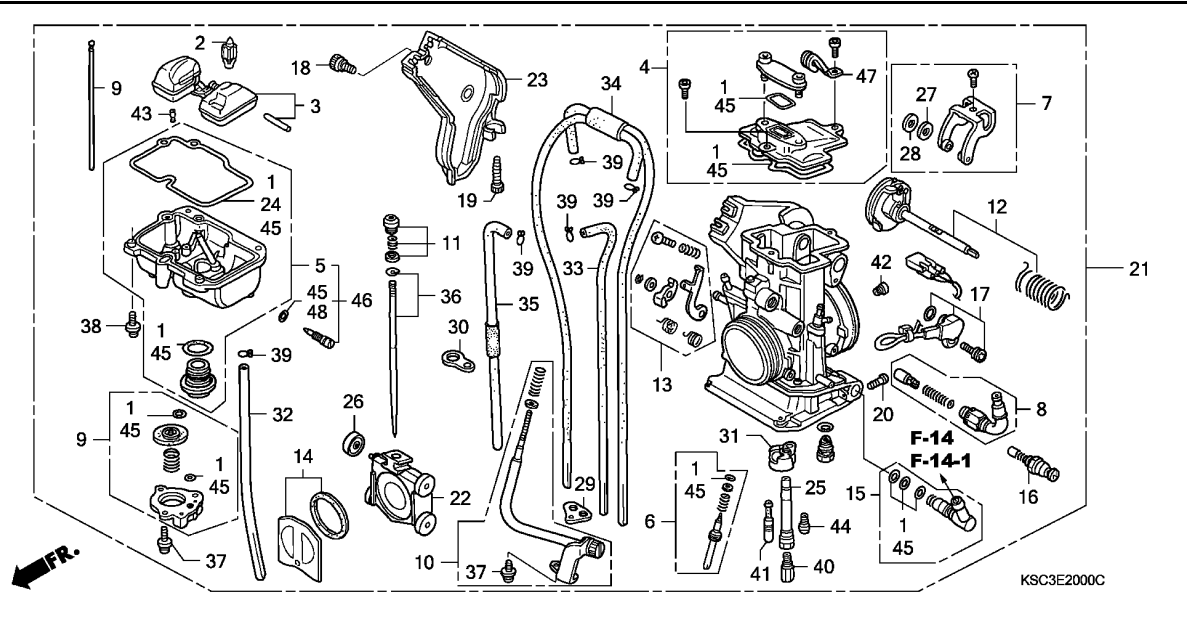
Ref. No.	L.O.N.	(Relative ref. Number) Description	F.R.T.
2		(3)	
311120		FLOAT OR FLOAT VALVE	0.8
5		(46)	
3111A6		CHAMBER, FLOAT	0.8
8		3111G0 VALVE SET, HOT START	0.7
9		3111F4 PUMP SET, ACCELERATOR	0.8
16		311125 VALVE, STARTER	0.6
17		617115 SENSOR, THROTTLE	0.9
21		3111B5 CARBURETOR ASSEMBLY	0.9
22		(14,26)	
3111A8		VALVE, THROTTLE	0.7
25		(31,41,44)	
3111A4		HOLDER, NEEDLE JET	0.8
36		(11)	
3111A3		NEEDLE, JET	0.4
40		3111D4 JET, MAIN	0.2

Ref. No.	Part No.	Description	Reqd. QTY				Serial No.	Parts catalogue code
			4	5	6	7		
1	16010-KRN-671	GASKET SET	1	1	-	-	-	
2	16011-KZ3-J11	VALVE SET, FLOAT	1	1	1	-	-	FCR02A A ED
	16011-MEN-851	-	-	-	1	1	
3	16013-MEB-671	FLOAT SET	1	1	1	1	1	
4	16014-KRN-671	TOP SET	1	1	-	-	-	
	16014-KRN-731	-	-	1	-	-	FCR02A A ED
		-	-	1	-	-	ED/A,ED/B
		-	-	1	-	-	FCR02A B
		-	-	1	1	-	ED
5	16015-KSC-671	CHAMBER SET, FLOAT	1	1	-	-	-	
	16015-MEN-851	-	-	1	-	-	FCR02A A ED
		-	-	1	-	-	ED/A,ED/B
		-	-	1	-	-	FCR02A B
		-	-	1	-	-	ED
6	16016-KSC-671	SCREW SET A	1	1	1	-	1	
	16016-KSC-A11	-	-	-	1	-	
7	16018-MEB-671	ARM SET, LINK	1	1	1	-	-	
	16018-MEY-A11	-	-	-	1	1	
8	16019-MEB-671	START SET, HOT	1	1	1	1	1	
9	16021-KRN-671	DIAPHRAGM SET, PUMP	1	1	1	-	-	
	16021-MEN-A01	-	-	-	1	1	
10	16028-MEB-671	SCREW SET B	1	1	1	-	-	
	16028-MEN-A01	-	-	-	1	1	
11	16029-MEB-671	SCREW SET, JET NEEDLE	1	1	1	-	-	
	16029-MEY-A11	-	-	-	1	1	
12	16032-MEB-671	SHAFT SET, THROTTLE	1	1	1	-	-	
	16032-KSC-D11	-	-	-	1	-	

2

Ref. No.	Part No.	Description	Reqd. QTY					Serial No.	Parts catalogue code
			4	5	6	7	8		
12)	16032-KSC-D21	SHAFT SET, THROTTLE	-	-	-	-	1		
13	16033-MEB-671	LEVER SET, PUMP	1	1	1	-	-		
	16033-MEN-A01	-	-	-	1	1		
14	16037-MEB-671	VALVE SET, FLOATING	1	1	1	1	1		
15	16038-KRN-671	JOINT SET, FUEL	1	1	1	1	1		
16	16046-MEB-671	VALVE SET, STARTER	1	1	1	1	1		
17	16060-KSC-671	SENSOR ASSY., THROTTLE	1	1	1	1	1		
18	16080-MEB-671	BOLT, COVER	1	1	1	-	-		
	16080-HP1-601	-	-	-	1	1		
19	16081-KRN-671	BOLT, STOPPER	1	1	-	-	-		
			-	-	1	-	-	----- FCRO2A A ED	
20	16083-MEB-671	SCREW, PAN	1	1	1	1	1		
21	16100-KSC-671	CARBURETOR ASSY. (FCRO2A A) -	1	1	-	-	-		
	16100-KSC-673	-	-	1	-	-	----- 5202237 ED	
	16100-KSC-674	CARBURETOR ASSY. (FCRO2A B) -	-	-	1	-	-	----- ED/A,ED/B	
			-	-	1	-	-	5202238 ----- ED	
	16100-KSC-D12	CARBURETOR ASSY. (FCR14A A) -	-	-	-	1	-		
	16100-KSC-D22	CARBURETOR ASSY. (FCR14B A) -	-	-	-	-	1		
22	16112-MEB-671	VALVE, THROTTLE	1	1	1	-	-		
	16112-MEY-A11	-	-	-	1	-		
	16112-HP1-A01	-	-	-	-	1		
23	16157-MEN-671	COVER, THROTTLE	1	1	1	-	-		
	16157-MEN-A01	-	-	-	1	1		
24	16163-MEB-671	GASKET, FLOAT CHAMBER	1	1	1	1	1		
25	16165-MEB-671	HOLDER, NEEDLE JET	1	1	1	-	-		
	16165-MEY-A11	-	-	-	1	1		
26	16172-MEB-671	ROLLER	1	1	1	1	1		
27	16177-MEB-671	WASHER, PLAIN (PO)	1	1	1	1	1		
28	16178-MEB-671	WASHER, PLAIN (SUS)	1	1	1	1	1		
29	16179-KZ4-690	BINDER	1	1	-	-	-		
			-	-	1	-	-	----- FCRO2A A ED	
	16178-MEN-851	-	-	1	-	-	----- ED/A,ED/B	
			-	-	1	-	-	FCRO2A B ----- ED	
			-	-	-	1	1		
30	16179-428-670	BINDER	1	1	-	-	-		
			-	-	1	-	-	----- FCRO2A A ED	
	16179-KSC-671	-	-	1	-	-	----- ED/A,ED/B	
			-	-	1	-	-	FCRO2A B ----- ED	
			-	-	-	1	1		
31	16185-MEN-671	PLATE, BUFFER	1	1	1	1	1		
32	16196-MEB-671	TUBE, OVERFLOW	1	1	-	-	-		
			-	-	1	-	-	----- FCRO2A A ED	
	16196-MEN-851	-	-	1	-	-	----- ED/A,ED/B	
			-	-	1	-	-	FCRO2A B ----- ED	
			-	-	-	1	1		
33	16197-MEB-671	TUBE, AIR VENT	1	1	1	1	1		
34	16198-MEB-671	TUBE COMP., AIR VENT	1	1	1	1	1		
35	16199-KSC-671	TUBE COMP., AIR VENT	1	1	1	1	1		
36	16234-MEN-671	NEEDLE SET, JET (NCVT)	1	1	1	-	-		
	16203-KSC-D12	NEEDLE SET, JET	-	-	-	1	1		
37	93892-04008-18	SCREW-WASHER, 4X8	4	4	4	4	4		
38	93892-04014-18	SCREW-WASHER, 4X14	4	4	4	4	4		
39	95002-02079	CLIP, TUBE (B7)	5	5	5	5	5		



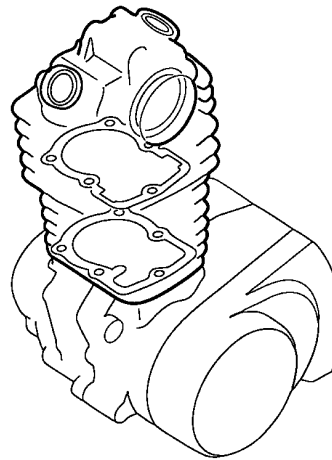
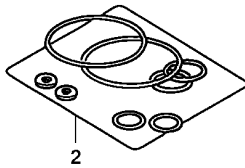
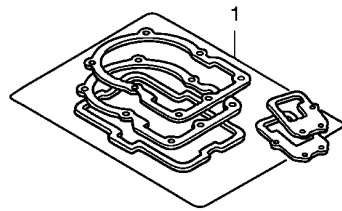


Ref. No.	Part No.	Description	Reqd. QTY					Serial No.	Parts catalogue code	
			4	5	6	7	8			
				CRF250X						
40	99101-357-1300	JET, MAIN, #130	1	1	1	-	-			
	99101-357-1320	JET, MAIN, #132	-	-	-	1	1			
41	99103-440-0400	JET, SLOW, #40	1	1	1	-	-			
	99103-440-0420	JET, SLOW, #42	-	-	-	1	1			
42	99104-MEB-1000	JET, SLOW AIR, #100	1	1	1	1	-			
43	99108-MEB-0550	JET, LEAK, #55	1	1	1	-	-			
	99108-KSE-0600	JET, LEAK, #60	-	-	-	1	1			
44	99112-KRN-0680	JET, BY-STARTER, #68	1	1	1	1	1			
45	16010-KSC-671	GASKET SET	-	-	1	-	-	----- ED/A,ED/B		
			-	-	1	-	-	FCR02A B ----- ED		
			-	-	-	1	1			
46	16015-KSC-A11	CHAMBER SET, FLOAT	-	-	-	1	1			
47	16088-KRN-A01	CLIP	-	-	-	1	1			
48	16076-ND5-004	O-RING, 1.3X4.3	-	-	1	-	-	----- ED/A,ED/B		
			-	-	1	-	-	FCR02A B ----- ED		
			-	-	-	1	1			

EOP-1

GASKET KIT A

F 1



ENG1X0001B

Ref. L.O.N. (Relative ref. Number) F.R.T.
No. Description

NO INFORMATION

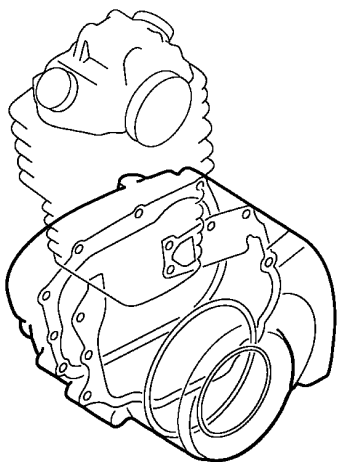
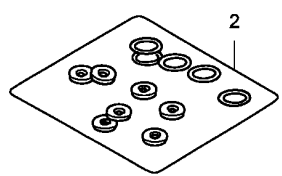
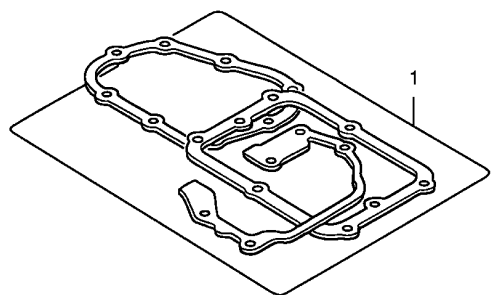
Ref. No.	Part No.	Description	Reqd. QTY					Serial No.	Parts catalogue code
			4	5	6	7	8		
1	06113-KSC-700	GASKET SHEET KIT A	1	1	1	-	-		
	06113-KRN-710							
		(COMPONENT PARTS)	-	-	-	1	-		
	12191-KRN-731	GASKET, CYLINDER	1	1	1	1	-		
	12251-KRN-671	GASKET, CYLINDER HEAD	1	1	1	-	-		
	12251-KRN-731	-	-	-	1	-		
	12391-KRN-670	GASKET, HEAD COVER	1	1	1	1	-		
	14560-MEN-671	GASKET, TENSIONER LIFTER	1	1	1	1	-		
	18291-MM5-860	GASKET, EX. PIPE	1	1	1	1	-		
2	06114-KRN-700	WASHER O-RING KIT A							
		(COMPONENT PARTS)	1	1	1	1	-		
	12226-MEB-670	SEAL, RING	1	1	1	1	-		
	90442-397-000	WASHER, SEALING, 6MM	1	1	1	1	-		
	90543-MV9-670	RUBBER, MOUNTING	2	2	2	2	-		
	91303-377-000	O-RING, 13.8X2.5	1	1	1	1	-		

2

EOP-2

GASKET KIT B

F 2



ENG2X0001B

←FR.

Ref. L.O.N. (Relative ref. Number) F.R.T.
No. Description

NO INFORMATION

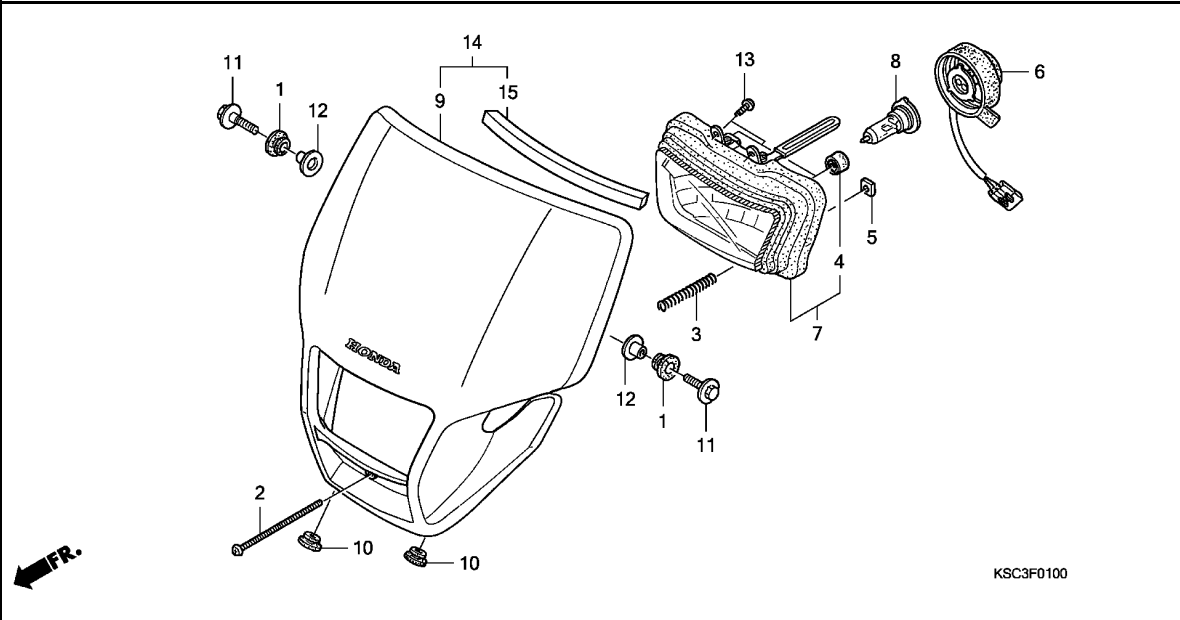
Ref. No.	Part No.	Description	Reqd. QTY					Serial No.	Parts catalogue code
			4	5	6	7	8		
1	06115-KRN-700	GASKET SHEET KIT B	1	1	1	-	-		
	06115-KRN-A00	-	-	-	1	-		
		(COMPONENT PARTS)							
	11191-KRN-670	GASKET, CRANKCASE	1	1	1	-	-		
	11191-KRN-850	-	-	-	1	-		
	11352-KRN-671	GASKET, CLUTCH COVER	1	1	1	1	-		
	11394-KRN-670	GASKET, R. COVER	1	1	1	-	-		
	11394-KRN-A00	-	-	-	1	-		
	11395-KRN-670	GASKET, L. COVER	1	1	1	1	-		
	19226-KRN-670	GASKET, WATER PUMP	1	1	1	1	-		
2	06116-KSC-700	WASHER O-RING KIT B	1	1	1	1	-		
		(COMPONENT PARTS)							
	90447-KE1-000	WASHER, SEALING, 7MM	2	2	2	2	-		
	90463-ML7-000	WASHER, SEALING, 6.5MM	2	2	2	2	-		
	90474-333-000	WASHER, SEALING, 8MM	2	2	2	2	-		
	90751-GK1-003	O-RING, 8.5X1.7	1	1	1	1	-		
	91301-KSR-A01	D-RING, 22MM	1	1	1	1	-		
	91302-PA9-003	O-RING, 39.8X2.2 (ARAI)	1	1	1	1	-		
	91303-377-000	O-RING, 13.8X2.5	1	1	1	1	-		
	91304-MJO-003	O-RING, 15.8X2.4 (SHOWA)	1	1	1	1	-		
	91305-KFO-003	O-RING, 27X2 (ARAI)	1	1	1	1	-		
	91307-035-000	O-RING, 18X3	1	1	1	1	-		
	91312-KE7-003	O-RING, 19X3 (NOK)	1	1	1	1	-		
	91370-461-000	O-RING, 11.9X2.2	1	1	1	1	-		

2

F-1

HEADLIGHT

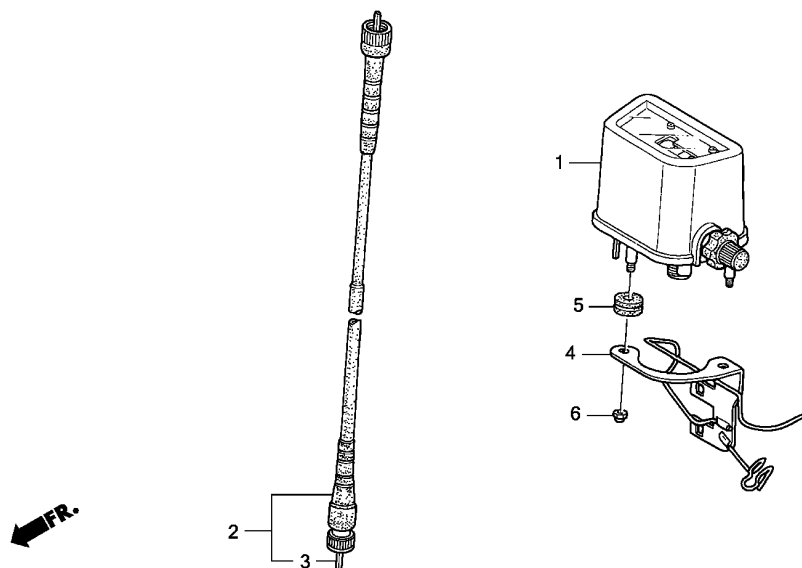
G 1



Ref. No.	L.O.N.	(Relative ref. Number) Description	F.R.T.
6	6161B1	SOCKET, HEADLIGHT	0.1
7	6161A7	HEADLIGHT UNIT	0.2
8	616118	BULB, HEADLIGHT	0.1
9	4111L3	COWL, FRONT CENTER	0.2

Ref. No.	Part No.	Description	Reqd. QTY					Serial No.	Parts catalogue code
			4	5	6	7	8		
1	18293-GZ5-000	RUBBER, PROTECTOR PACKING ...	2	2	2	2	2		
2	33103-KSC-670	SCREW, PAN, 4X55	1	1	1	1	1		
3	33107-KAE-770	SPRING, BEAM ADJUSTING	1	1	1	-	-		
	33107-KAE-771	-	-	-	1	1		
4	33113-MBW-D21	PIPE, CP	2	2	2	2	2		
5	33117-KBR-730	NUT, BEAM ADJUSTING	1	1	1	1	1		
6	33130-KSC-672	SOCKET COMP., HEADLIGHT	1	1	-	-	-		
	33130-MEY-670	-	-	1	1	-		
	33130-KSC-A21	-	-	-	-	1		
7	33150-KSC-673	HEADLIGHT UNIT COMP.	1	1	1	1	-		
	33150-KSC-A21	-	-	-	-	1		
8	34901-GJ1-003	BULB, HEADLIGHT (12V 35/36.5W)	1	1	1	1	1		
9	61300-KSC-000ZA	VISOR SET, FR. (WL)							
	NH196.....ROSS WHITE		1	1	1	1	-		
10	83501-MG7-000	GROMMET, SIDE COVER	2	2	2	2	2		
11	90147-KPB-J10	BOLT, FLANGE, 6X16	2	2	2	2	2		
12	90501-124-000	WASHER, FR. COVER SETTING ...	2	2	2	2	2		
13	93911-25120	SCREW, TAPPING, 5X10(PO)	2	2	2	2	2		
14	61300-KSC-A20ZA	VISOR SET, FR. (WL)							
	NH196.....ROSS WHITE		-	-	-	-	1		
15	61302-KSC-A20	RUBBER, LIGHT FOAM	-	-	-	-	1		

3

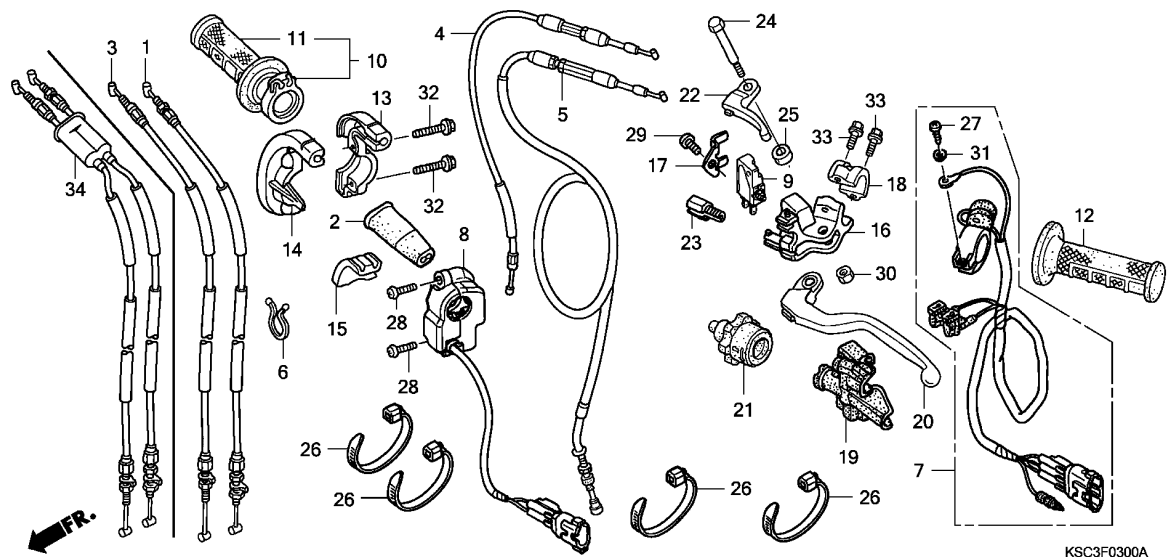


KSC3F0200A

Ref. No.	L.O.N.	(Relative ref. Number) Description	F.R.T.
1	8121F4	METER ASSY., TRIP	0.2
2	811160	CABLE, SPEEDOMETER	0.2
3	8111B2	CABLE, SPEEDOMETER INNER	0.1

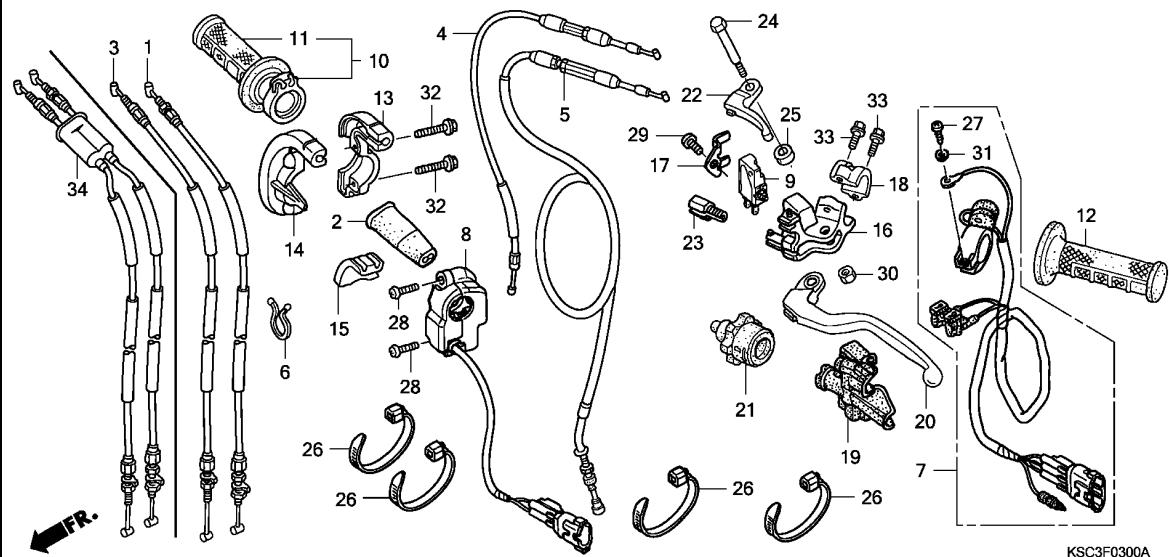
3

Ref. No.	Part No.	Description	Reqd. QTY					Serial No.	Parts catalogue code
			4	5	6	7	8		
1	37200-MN1-731	METER ASSY., TRIP (KM)	1	1	1	1	1		
2	44830-KSC-000	CABLE ASSY., SPEEDOMETER	1	1	1	1	1		
3	44831-KSC-300	CABLE, INNER	1	1	1	1	1		
4	50130-KSC-000	STAY, COUPLER	1	-	-	-	-		
			-	1	-	-	-	-----	----- DK
			-	1	-	-	-	-----	5K112229 ED
	50130-KSC-010	-	1	-	-	-	5K112230	----- ED
5	80103-GJ5-000	GROMMET, ENGINE COVER	2	2	2	2	2		
6	94021-05000-0S	NUT, CAP, 5MM	2	2	2	2	2		

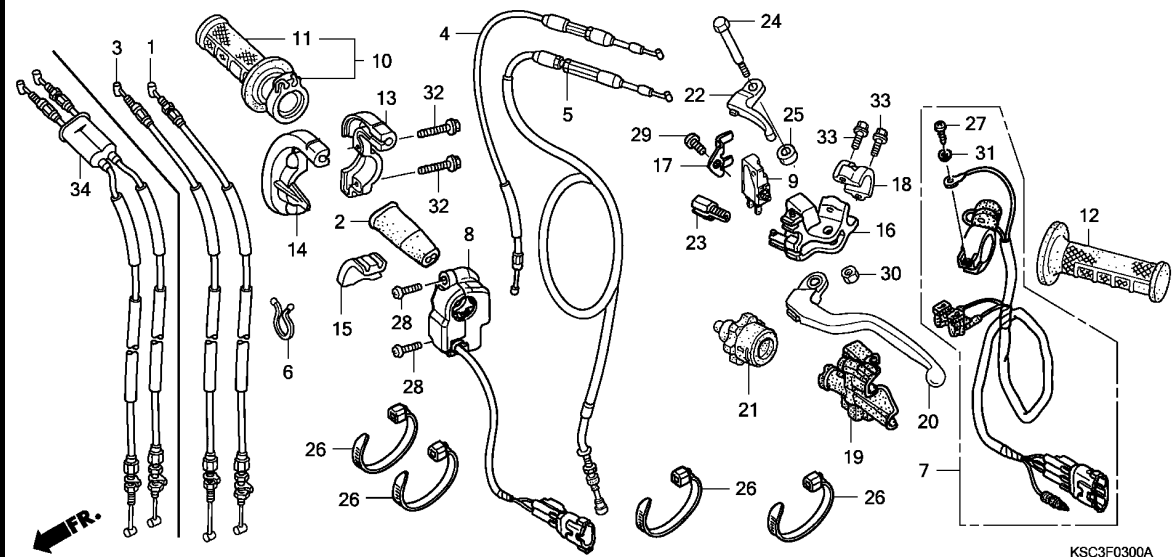


Ref. No.	L.O.N.	(Relative ref. Number) Description	F.R.T.
1		(3,34)	
1	811100	CABLE, THROTTLE	0.7
		.NOTE: Same time for two units	
4	8111B5	CABLE, HOT STARTER	0.7
5	811115	CABLE, CLUTCH	0.2
7	6151D8	SWITCH, ENGINE STOP	0.2
8	615116	SWITCH, STARTER	0.2
9	6151A9	SWITCH, CLUTCH	0.1
10	810150	GRIP, THROTTLE	0.1
11	8101C1	GRIP, HANDLE :RIGHT	0.2
12	8101C0	GRIP, HANDLE :LEFT	0.1
13		(14)	
	810155	HOUSING, THROTTLE	0.2
		.NOTE: Same time for two units	
16	8101C8	BRACKET, HANDLE LEVER :LEFT ..	0.2
20	8101C6	LEVER, HANDLE :LEFT	0.1
	8101F5	LEVER, HANDLE :BOTH	0.2
22	8101F2	LEVER, HOT STARTER	0.1

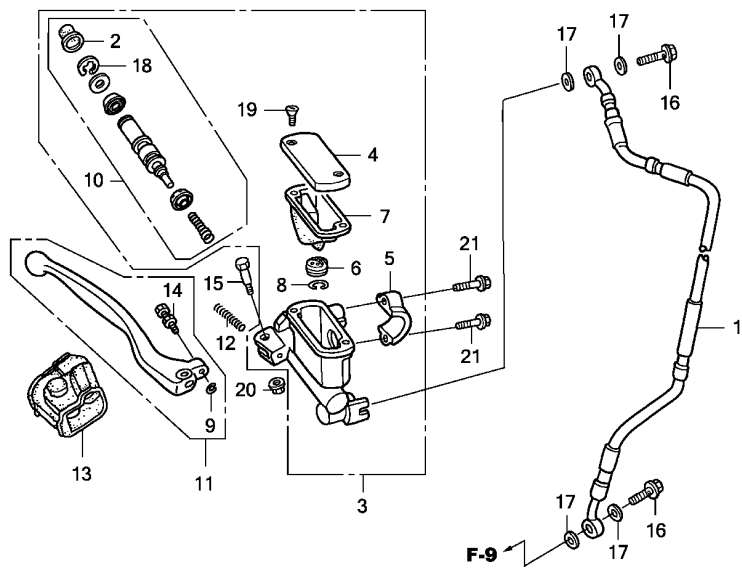
Ref. No.	Part No.	Description	Reqd. QTY				Serial No.	Parts catalogue code
			4	5	6	7		
1	17910-KSC-000	CABLE COMP. A, THROTTLE	1	1	1	-	-	
2	17913-KB7-000	COVER, THROTTLE CABLE	1	1	1	-	-	
3	17920-KSC-000	CABLE COMP. B, THROTTLE	1	1	1	-	-	
4	17950-KSC-000	CABLE COMP., HOT STARTER	1	1	1	-	-	
	17950-KSC-010	-	-	1	-	-	----- ED
			-	-	1	-	-	----- ED/A,ED/B
5	22870-KSC-000	CABLE COMP., CLUTCH	1	1	1	1	1	
6	32171-GF9-621	LOCK, PURSE	1	1	1	1	1	
7	35130-KSC-670	SWITCH ASSY., ENGINE STOP ...	1	1	1	-	-	
	35130-KSC-A10	-	-	-	1	1	
8	35150-KSC-671	SWITCH ASSY., STARTER	1	1	1	1	1	
9	35340-ML4-005	SWITCH ASSY., FR. STOP (TATEISHI)	1	1	1	1	1	
10	53140-MEB-671	GRIP COMP., THROTTLE	1	1	1	1	1	
11	53165-GBF-J60	GRIP, R. HANDLE	1	1	1	1	1	
12	53166-GBF-J60	GRIP, L. HANDLE	1	1	1	1	1	
13	53167-MEB-671	HOUSING, UPPER THROTTLE	1	1	-	-	-	----- 6K210470 ED/A
			-	-	1	-	-	----- 6M220000 ED
	53167-MEB-672	-	-	1	-	-	----- ED/B
			-	-	1	-	-	6K210471 ----- ED/A
			-	-	1	-	-	6M220001 ----- ED
			-	-	-	1	1	
14	53168-KSC-000	HOUSING, UNDER THROTTLE	1	1	-	-	-	----- 6K210470 ED/A
			-	-	1	-	-	----- 6M220000 ED



Ref. No.	Part No.	Description	Reqd. QTY					Serial No.	Parts catalogue code
			4	5	6	7	8		
14)	53168-KSC-010	HOUSING, UNDER THROTTLE	-	-	1	-	-	----- ED/B	
			-	-	1	-	-	6K210471 ----- ED/A	
			-	-	1	-	-	6M220001 ----- ED	
15	53169-MEB-670	SLIDER, THROTTLE CABLE	1	1	1	1	1		
16	53172-KSC-000	BRACKET, L. HANDLE LEVER	1	1	1	1	1		
17	53173-KSC-000	PLATE, CLUTCH SWITCH	1	1	1	1	1		
18	53174-KCE-670	HOLDER, L. LEVER BRACKET	1	1	1	1	1		
19	53177-KSC-000	COVER, L. HANDLE LEVER	1	1	1	1	1		
20	53178-KSC-000	LEVER, L. STEERING HANDLE ...	1	1	1	1	1		
21	53179-MEN-671	DIAL, CLUTCH CABLE ADJUSTING	1	1	1	1	1		
22	53190-MEN-670	LEVER, HOT STARTER	1	1	1	1	1		
23	53192-MEN-670	BOLT, WIRE ADJUSTING	1	1	1	1	1		
24	90113-MEN-670	BOLT, HANDLE LEVER PIVOT	1	1	-	-	-		
	90113-MEY-A00	-	-	1	-	-	----- 6M200030 ED	
			-	-	1	-	-	----- ED/A, ED/B	
	90113-MEY-A10	-	-	-	1	1	6M200031 ----- ED	
25	90501-MEN-670	COLLAR, PIVOT	1	1	1	1	1		
26	90650-KV6-003	BAND, WIRE	4	4	4	4	4		
27	93500-04012-1A	SCREW, PAN, 4X12	1	1	1	1	1		
28	93500-04014-0G	SCREW, PAN, 4X14	2	2	2	2	2		
29	93500-05010-0A	SCREW, PAN, 5X10	1	1	1	1	1		
30	94001-06000-0S	NUT, HEX., 6MM	1	1	-	-	-		
			-	-	1	-	-	----- 6M200030 ED	



Ref. No.	Part No.	Description	Reqd. QTY					Serial No.	Parts catalogue code
			4	5	6	7	8		
30)	90301-782-000	NUT, U, 6MM	-	-	1	-	-	----- ED/A,ED/B ----- ED	
31	94111-04000	WASHER, SPRING, 4MM	1	1	1	1	1		
32	96001-06018-07	BOLT, FLANGE, 6X18	2	2	2	-	-		
	96001-06020-07	BOLT, FLANGE, 6X20	-	-	-	2	2		
33	96001-06022-00	BOLT, FLANGE, 6X22	2	2	2	2	2		
34	17900-KSC-A10	CABLE ASSY., THROTTLE	-	-	-	1	1		



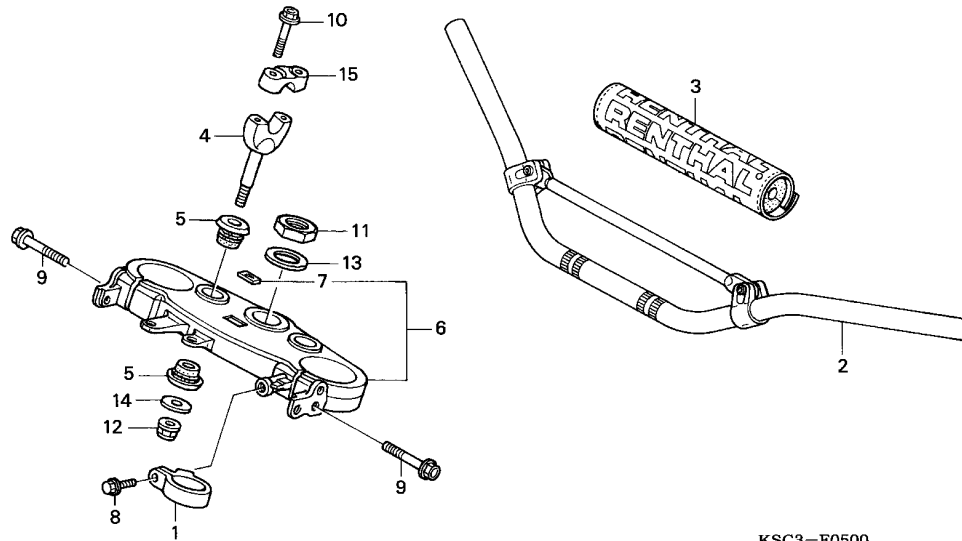
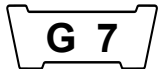
KSC3F0400

Ref. No.	L.O.N.	(Relative ref. Number) Description	F.R.T.
1	7121A0	HOSE, FRONT BRAKEINCLUDES: Bleed brakes	0.4
3	712105	CYLINDER, FRONT BRAKE MASTERINCLUDES: Bleed brakes	0.4
7	7121G6	DIAPHRAGM, FRONT BRAKE MASTER CYLINDER	0.1
10	7121G9	PISTON SET, FRONT BRAKE MASTERINCLUDES: Bleed brakes	0.4
11	8101C7	LEVER, HANDLE :RIGHT	0.1
	8101F5	LEVER, HANDLE :BOTH	0.2

Ref. No.	Part No.	Description	Reqd. QTY					Serial No.	Parts catalogue code
			4	5	6	7	8		
1	45125-KSC-000	HOSE COMP., FR. BRAKE	1	1	-	-	-		
	45125-MEY-003	-	-	1	-	-		
	45125-KSC-A11	-	-	-	1	1		
2	45504-KN5-006	BOOT COMP.	1	1	1	1	1		
3	45510-KCE-671	CYLINDER SUB ASSY., FR. BRAKE MASTER (NISSIN)	1	1	1	1	1		
4	45513-KCE-671	CAP, MASTER CYLINDER	1	1	1	1	1		
5	45517-GW0-751	HOLDER, MASTER CYLINDER	1	1	1	1	1		
6	45518-KA3-731	SEPARATOR COMP.	1	1	1	1	1		
7	45520-KA3-731	DIAPHRAGM	1	1	1	1	1		
8	45523-KA3-731	RING	1	1	1	1	1		
9	45523-MEB-003	RING	1	1	1	1	1		
10	45530-KCE-671	PISTON SET, MASTER CYLINDER	1	1	1	1	1		
11	53170-MEB-003	LEVER SET, R. HANDLE	1	1	1	1	1		
12	53174-KN5-006	SPRING, BRAKE LEVER	1	1	1	1	1		
13	53176-ML3-791	COVER, R. HANDLE LEVER	1	1	1	1	1		
14	90111-MEB-003	BOLT SET, ADJUSTING	1	1	1	1	1		
15	90114-166-006	BOLT, HANDLE LEVER PIVOT	1	1	1	1	1		
16	90145-MS9-612	BOLT, OIL, 10X22	2	2	2	2	2		
17	90545-300-000	WASHER, OIL BOLT	4	4	4	4	4		
18	90651-MA5-671	CIRCLIP	1	1	1	1	1		
19	93600-04012-16	SCREW, FLAT, 4X12	2	2	2	2	2		
20	94050-06000	NUT, FLANGE, 6MM	1	1	1	1	1		
21	96001-06022-00	BOLT, FLANGE, 6X22	2	2	2	2	2		

F-5

HANDLE PIPE/TOP BRIDGE



Ref. No.	L.O.N.	(Relative ref. Number) Description	F.R.T.
2	810100	PIPE, STEERING HANDLE	0.4
4	8101B9	HOLDER, HANDLE :LOWER	0.2
	8101B9A	.Replace 1 handle holder add	0.1
6	510110	BRIDGE, FORK TOP	0.4

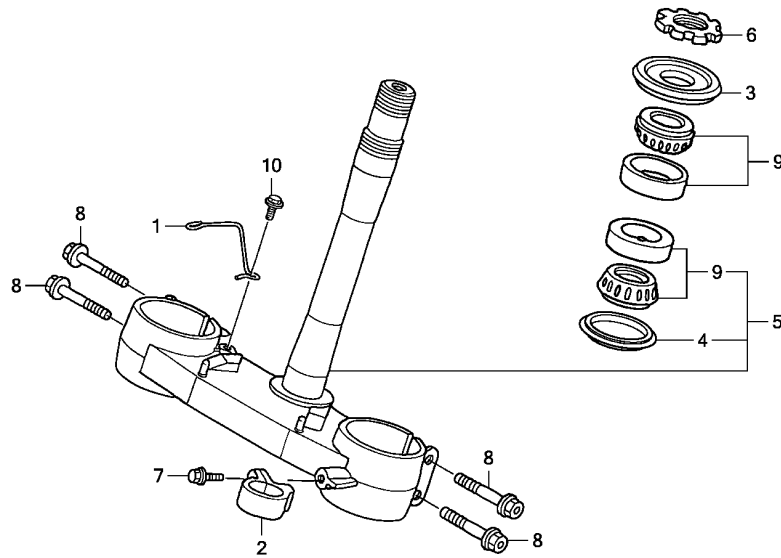
Ref. No.	Part No.	Description	Reqd. QTY					Serial No.	Parts catalogue code
			4	5	6	7	8		
1	45468-KS7-830	GUIDE, FR. BRAKE HOSE	1	1	1	1	1		
2	53100-MEN-670	PIPE, STEERING HANDLE	1	1	1	1	1		
3	53121-MEN-670	PROTECTOR, HANDLE	1	1	1	1	-		
	53121-MEN-671	-	-	-	-	1		
4	53132-KZ4-J20	HOLDER, HANDLE UNDER	2	2	2	2	2		
	53132-KA3-831	(2)	(2)	(2)	(2)	(2)		
5	53133-KA3-832	CUSHION, HANDLE PIPE	4	4	4	4	4		
6	53300-KSC-000	BRIDGE COMP., FORK TOP	1	1	1	1	1		
7	86150-KPG-901	EMBLEM, PRODUCT (MARUI)	1	1	1	1	1		
8	90106-MJO-000	BOLT, FLANGE, 6X16	1	1	1	1	1		
9	90107-KZ4-J40	BOLT, FLANGE, 8X45	4	4	4	4	4		
10	90124-KZ4-J40	BOLT, FLANGE, 8X35	4	4	4	4	4		
11	90304-KZ4-J30	NUT, STEERING STEM	1	1	1	1	1		
12	90306-KZ4-711	NUT, U, 10MM	2	2	2	2	2		
13	90503-KZ4-J40	WASHER, STEERING STEM	1	1	1	1	1		
14	90507-KA3-830	WASHER, PLAIN, 10MM	2	2	2	2	2		
15	95014-22100	HOLDER B1, HANDLE PIPE UPPER	2	2	2	2	2		



F-6

STEERING STEM

G 8



Ref. No.	L.O.N.	(Relative ref. Number) Description	F.R.T.
5	510100	STEM OR SHAFT ASSY., STEERING	0.7
6	5101B2	THREAD, STEERING HEAD TOP	0.3
9	5101B6	BEARING, HEAD PIPE :UPPER	0.7
	5101B7	BEARING, HEAD PIPE :LOWER	0.9
	5101C7	BEARING, HEAD PIPE :BOTH	0.9

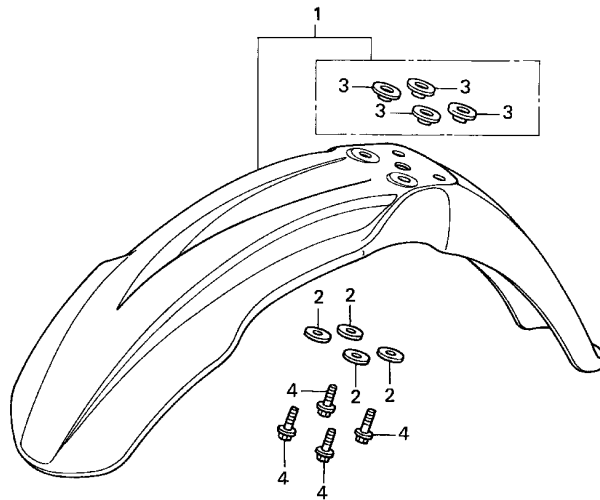
3

Ref. No.	Part No.	Description	Reqd. QTY					Serial No.	Parts catalogue code
			4	5	6	7	8		
1	44832-KSC-000	GUIDE, SPEEDOMETER CABLE	1	1	-	-	-		
	44832-KSC-A00	-	-	1	1	1		
2	45468-KS7-830	GUIDE, FR. BRAKE HOSE	1	1	1	1	1		
3	53214-KZ3-861	DUST SEAL, STEERING HEAD (ARAI)	1	1	1	1	1		
4	53214-KZ4-701	DUST SEAL, STEERING HEAD (ARAI)	1	1	1	1	1		
5	53219-KSC-000	STEM SUB ASSY., STEERING	1	1	1	1	1		
6	53229-KZ4-J30	THREAD, STEERING HEAD TOP ...	1	1	1	1	1		
7	90106-MJ0-000	BOLT, FLANGE, 6X16	1	1	1	1	1		
8	90107-KZ4-J40	BOLT, FLANGE, 8X45	4	4	4	4	4		
9	91015-KZ4-701	BEARING, HEAD PIPE (NTN)	2	2	2	2	2		
10	95701-06010-00	BOLT, FLANGE, 6X10	1	1	1	1	1		

F-7

FRONT FENDER

G 9



Ref. No.	L.O.N. (Relative ref. Number)	Description	F.R.T.
1	4131B7	FENDER, FRONT	0.1

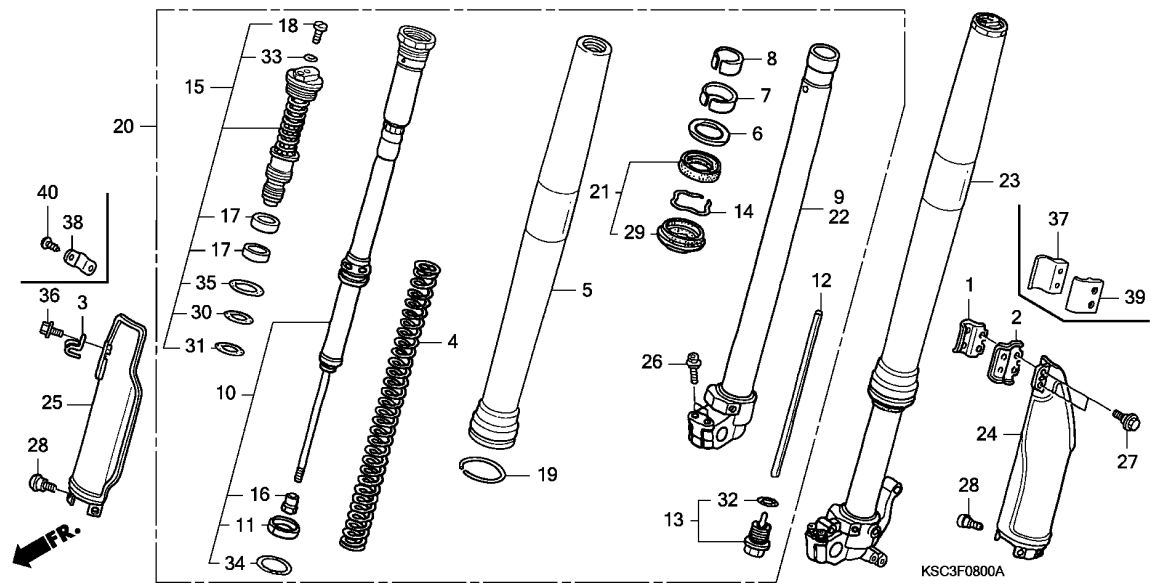
Ref. No.	Part No.	Description	Reqd. QTY					Serial No.	Parts catalogue code
			4	5	6	7	8		
1	61110-MEN-670	FENDER SUB ASSY., FR.	1	1	1	1	1		
2	90506-430-000	WASHER, FENDER MOUNTING	4	4	4	4	4		
3	90512-KZ4-J20	COLLAR, FR. FENDER	4	4	4	4	4		
4	96001-06016-00	BOLT, FLANGE, 6X16	4	4	4	4	4		

3

F-8

FRONT FORK

G10



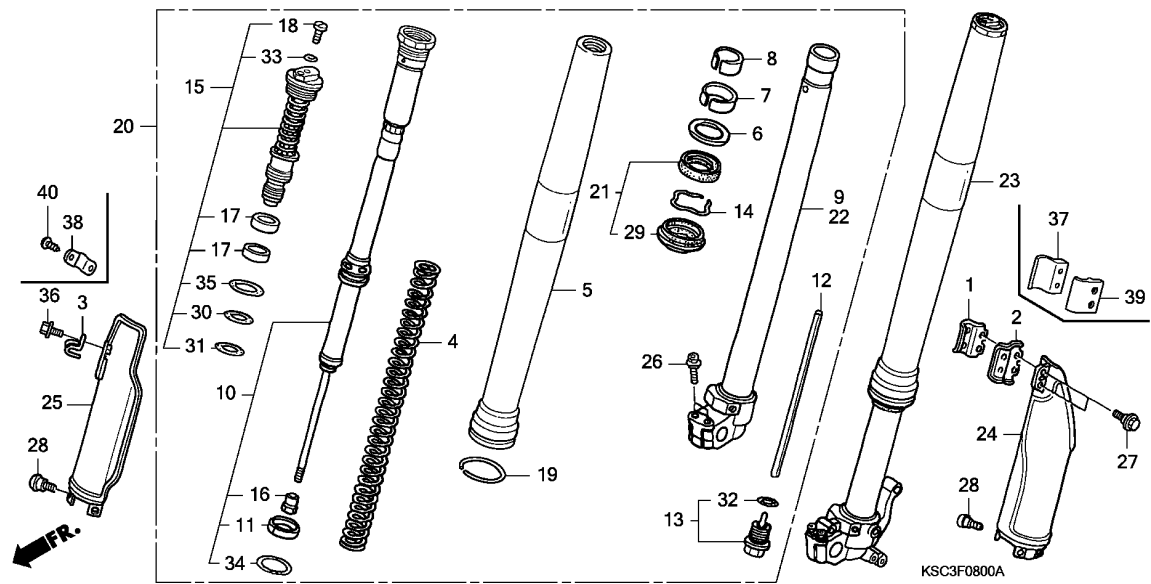
Ref. No.	L.O.N.	(Relative ref. Number) Description	F.R.T.
4	5111C5	SPRING, FRONT FORK :LEFT	0.8
	5111C6	SPRING, FRONT FORK :RIGHT	0.8
	5111C7	SPRING, FRONT FORK :BOTH	1.3
5	5111C8	TUBE, OUTER :LEFT	1.0
	5111C9	TUBE, OUTER :RIGHT	1.0
	5111D0	TUBE, OUTER :BOTH	1.7
9	5111D5	PIPE, SLIDE :RIGHT	1.0
	5111D6	PIPE, SLIDE :BOTH	1.7
10		(13,32)	
	5111D8	DAMPER, FRONT FORK :LEFT	1.0
	5111D9	DAMPER, FRONT FORK :RIGHT	1.0
	5111E0	DAMPER, FRONT FORK :BOTH	1.7
15	5111E4	BOLT, FRONT FORK :LEFT	1.0
	5111E5	BOLT, FRONT FORK :RIGHT	1.0
	5111E6	BOLT, FRONT FORK :BOTH	1.7
20	5111C3	FORK ASSY., FRONT :RIGHT	0.4
	5111C4	FORK ASSY., FRONT :BOTH	0.5
21		(6,7,8)	
	5111E7	SEAL SET, FRONT FORK :LEFT ...	0.9
	5111E8	SEAL SET, FRONT FORK :RIGHT ..	0.9
	5111E9	SEAL SET, FRONT FORK :BOTH ...	1.5
22	5111D4	PIPE, SLIDE :LEFT	1.0
	5111D6	PIPE, SLIDE :BOTH	1.7
23	5111C2	FORK ASSY., FRONT :LEFT	0.4
	5111C4	FORK ASSY., FRONT :BOTH	0.5

Ref. No.	Part No.	Description	Reqd. QTY				Serial No.	Parts catalogue code
			4	5	6	7		
1	45461-GBF-J00	CLAMPER A, FR. BRAKE HOSE ...	1	1	-	-	-	
2	45462-GBF-J00	CLAMPER B, FR. BRAKE HOSE ...	1	1	-	-	-	
3	45462-KAE-740	WIRE, SPEEDOMETER CABLE GUIDE	1	1	-	-	-	
4	51401-KSC-003	SPRING, FR. FORK (SHOWA)						
		(4.12N/MM,0.42KGF/MM)	2	2	2	2	2	
	51402-KSC-003	SPRING, FR. FORK (SHOWA)						
		(3.92N/MM,0.40KGF/MM)	(2)	(2)	(2)	(2)	(2)	
	51403-KSC-003	SPRING, FR. FORK (SHOWA)						
		(4.31N/MM,0.44KGF/MM)	(2)	(2)	(2)	(2)	(2)	
5	51410-KSC-003	TUBE, OUTER	2	2	-	-	-	
	51410-MEY-003	-	-	2	2	2	
6	51412-KZ3-B01	RING, BACK UP	2	2	2	2	2	
7	51414-KZ3-B01	BUSH, GUIDE	2	2	2	2	2	
8	51415-KZ3-B01	BUSH, SLIDER	2	2	2	2	2	
9	51420-KSC-003	PIPE COMP., R. SLIDE	1	1	-	-	-	
	51420-KSC-A01	-	-	1	1	1	
10	51430-KSC-003	DAMPER COMP., FR.	2	2	-	-	-	
	51430-KSC-A01	-	-	2	2	2	
11	51431-KZ3-B01	BUSH B, SLIDER	2	2	2	2	2	
12	51437-KZ3-J41	COLLAR, REBOUND NEEDLE	2	2	2	2	2	
13	51440-KSC-003	BOLT COMP., CENTER	2	2	2	2	2	
14	51447-KZ3-003	RING, OIL SEAL STOPPER	2	2	2	2	2	
15	51450-KSC-003	BOLT ASSY., FR. FORK	2	2	-	-	-	
	51450-KSC-A01	-	-	2	2	2	
16	51451-KZ3-B01	NUT, LOCK	2	2	2	2	2	
17	51453-KZ3-B01	BUSH C, SLIDER	4	4	4	4	4	

F-8

FRONT FORK

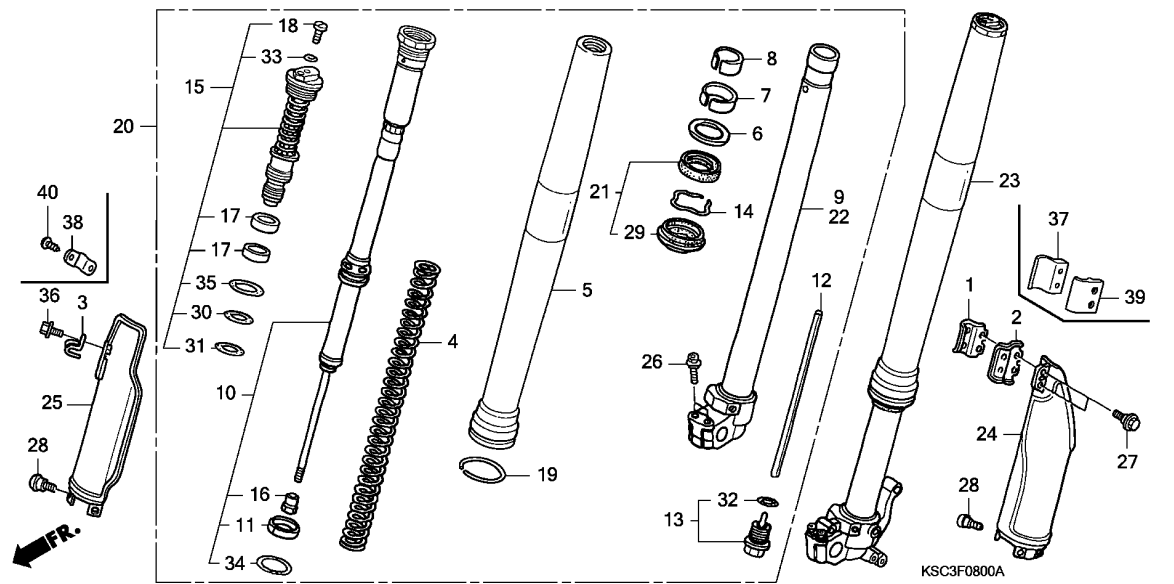
G11



Ref. No.	L.O.N.	(Relative ref. Number) Description	F.R.T.
24	5111F4	PROTECTOR, FRONT FORK :LEFT ..	0.3
	5111H6	PROTECTOR, FRONT FORK :BOTH ..	0.3
25	5111F5	PROTECTOR, FRONT FORK :RIGHT ..	0.2
	5111H6	PROTECTOR, FRONT FORK :BOTH ..	0.3

Ref. No.	Part No.	Description	Reqd. QTY					Serial No.	Parts catalogue code
			4	5	6	7	8		
18	51456-KZ3-J41	BOLT, PLUG	2	2	2	2	2		
19	51476-KZ3-711	RING, WEAR	2	2	-	-	-		
	51476-MEY-003	-	-	2	2	2		
20	51480-KSC-003	FORK SUB ASSY., R. FR.	1	1	-	-	-		
	51480-KSC-A01	-	-	1	1	-		
	51480-KSC-A21	-	-	-	-	1		
21	51490-KSC-003	SEAL SET, FR. FORK	2	2	2	2	2		
22	51520-KSC-003	PIPE COMP., L. SLIDE	1	1	-	-	-		
	51520-KSC-A01	-	-	1	1	1		
23	51580-KSC-003	FORK SUB ASSY., L. FR.	1	1	-	-	-		
	51580-KSC-A01	-	-	1	1	-		
	51580-KSC-A21	-	-	-	-	1		
24	51610-MEB-750ZA	PROTECTOR, L. FR. FORK							
	TNATURALNATURAL	1	1	-	-	-		
	51620-MEN-000ZA	*TNATURAL*.....NATURAL	-	-	1	1	1		
25	51620-KCZ-J70ZA	PROTECTOR COMP., R. FR. FORK							
	TNATURALNATURAL	1	1	-	-	-		
	51610-MEY-000ZA	PROTECTOR, R. FR. FORK							
	TNATURALNATURAL	-	-	1	1	1		
26	90108-KZ4-J40	BOLT, FLANGE, 8X40	4	4	4	4	4		
27	90113-KZ3-000	BOLT, FLANGE, 6MM	2	2	2	2	2		
28	90113-MAC-780	BOLT, PROTECTOR	6	6	6	6	6		
29	91254-KSC-003	DUST SEAL	2	2	2	2	2		
30	91256-KZ3-A71	O-RING, 26.7X3.5	2	2	2	2	2		
31	91257-MEB-751	O-RING, 27.7X1.9	2	2	2	2	2		
32	91258-KZ3-B01	O-RING, 18.8X1.9	2	2	2	2	2		

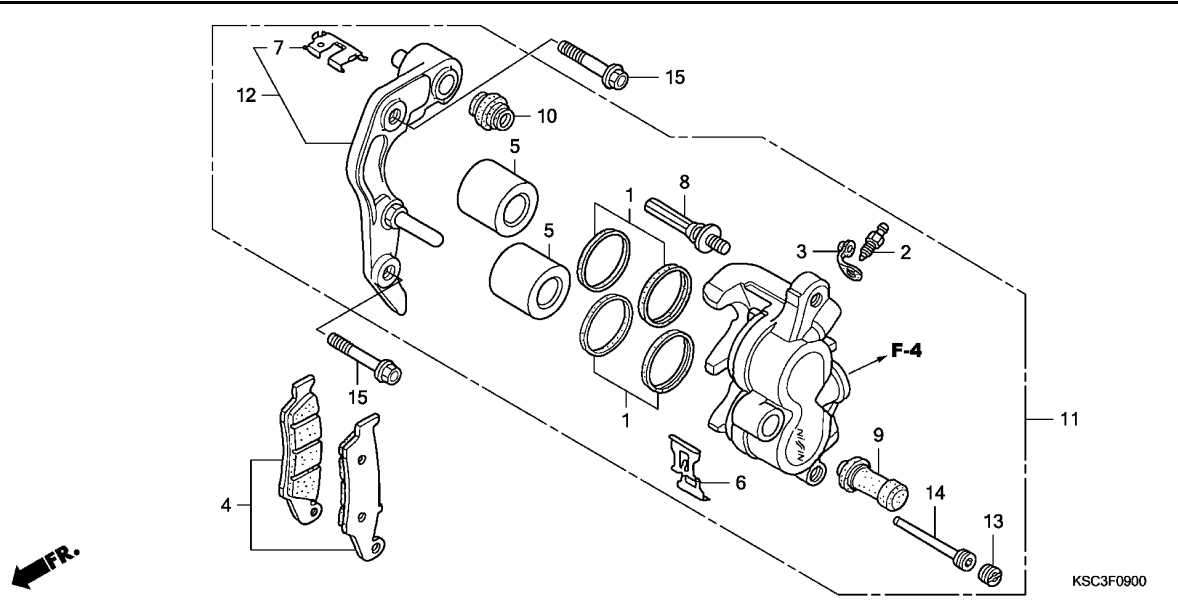
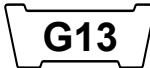
3



Ref. No.	Part No.	Description	Reqd. QTY					Serial No.	Parts catalogue code
			4	5	6	7	8		
33	91301-KZ3-711	O-RING, 3.5X1.5	2	2	2	2	2		
34	91356-KZ3-003	O-RING, 44.7X2.4	2	2	2	2	2		
35	91356-MW0-003	O-RING, 37.2X2.4 (SHOWA)	2	2	2	2	2		
36	96001-06012-00	BOLT, FLANGE, 6X12	1	1	-	-	-		
37	45461-MEN-000	CLAMPER A, FR. BRAKE HOSE ...	-	-	1	1	1		
38	45461-MEY-670	GUIDE, SPEEDOMETER CABLE	-	-	1	1	1		
39	45462-MEN-000	CLAMPER B, FR. BRAKE HOSE ...	-	-	1	1	1		
40	93913-14110	SCREW, TAPPING, 4X10	-	-	2	2	2		

F-9

FRONT BRAKE CALIPER



Ref. No.	L.O.N.	(Relative ref. Number) Description	F.R.T.
4	711115	SHOE(PAD) SET, BRAKE :FRONT .. (1)	0.1
5	7111D1	PISTON, FRONT BRAKE CALIPER .. .INCLUDES: Bleed brakes	0.5
11	711130	CALIPER, FRONT BRAKEINCLUDES: Bleed brakes	0.4
12	7111G0	BRACKET, FRONT CALIPER	0.2

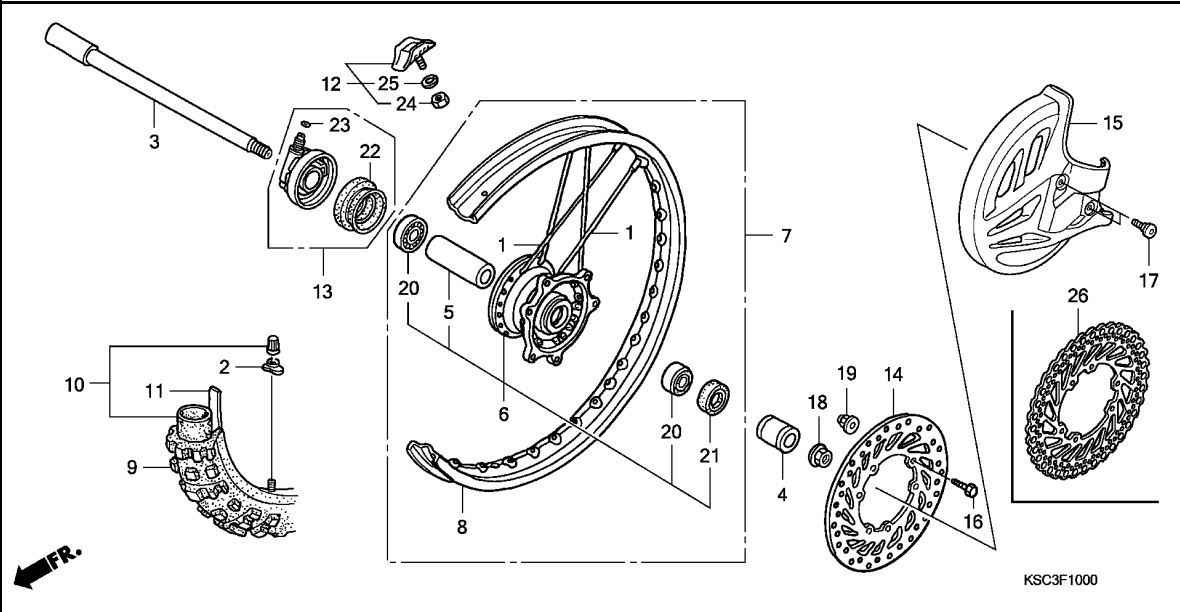
Ref. No.	Part No.	Description	Reqd. QTY					Serial No.	Parts catalogue code
			4	5	6	7	8		
1	06431-MA3-405	SEAL SET, PISTON	2	2	2	2	2		
2	43352-568-003	SCREW, BLEEDER (NISSIN)	1	1	1	1	1		
3	43353-461-771	CAP, BLEEDER	1	1	1	1	1		
4	45105-MY6-405	PAD SET, FR.	1	1	1	-	-		
	45105-MY6-415	-	-	-	1	-	----- ED,ED/A,U,U/A	
								----- ED/B,U/B	
5	45107-KZ4-J31	PISTON	2	2	2	2	2		
6	45108-MY1-006	SPRING, PAD	1	1	1	1	1		
7	45112-KS6-701	RETAINER	1	1	1	1	1		
8	45131-HA5-672	BOLT A, PIN	1	1	1	1	1		
9	45132-166-016	BOOT, PIN BUSH (NISSIN)	1	1	1	1	1		
10	45133-MA3-006	BOOT B	1	1	1	1	1		
11	45150-MEN-006	CALIPER SUB ASSY., L. FR. BRAKE (NISSIN)	1	1	1	1	1		
12	45190-MEN-006	BRACKET SUB ASSY., L. FR. CALIPER	1	1	1	1	1		
13	45203-MG3-016	PLUG, PIN	1	1	1	1	1		
14	45215-HA5-672	PIN, HANGER	1	1	1	1	1		
15	90110-KZ4-J40	BOLT, FLANGE, 8X40	2	2	2	2	2		



F-10

FRONT WHEEL

G14



Ref. No.	L.O.N.	(Relative ref. Number) Description	F.R.T.
3	710151	AXLE, FRONT WHEEL	0.2
6	710103	HUB, FRONT WHEEL	2.4
7	710104	FRONT WHEEL	0.9
8	710109	RIM, WHEEL :FRONT	2.3
9		(11)	
	710139	FRONT TIRE(ONE)	0.8
10		(11)	
	710140	TUBE, FRONT TIRE(ONE)	0.8
13	710145	GEARBOX ASSY., SPEEDOMETER ...	0.2
14	711120	DISC, FRONT BRAKE	0.3
15	413195	COVER, FRONT DISC	0.1
20		(5)	
	710115	BEARING, FRONT WHEEL(ONE)	0.4
	710115G	.Replace 1 bearing add	0.1

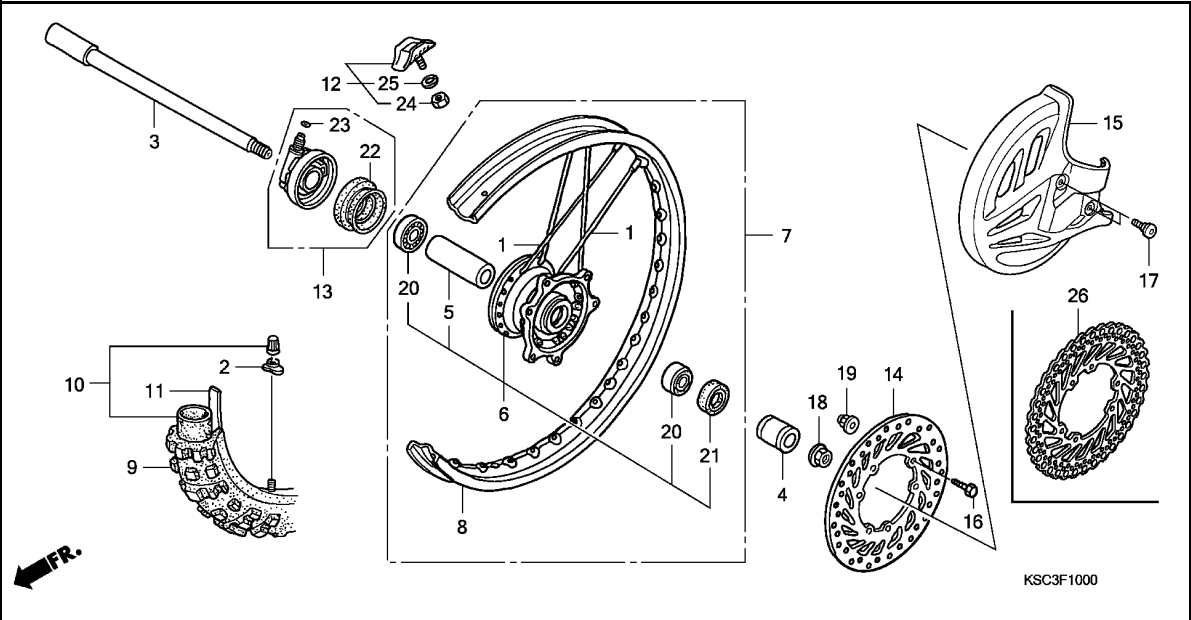
Ref. No.	Part No.	Description	Reqd. QTY					Serial No.	Parts catalogue code
			4	5	6	7	8		
1	06440-KZ4-J40	SPOKE SET, FR. (240MM)	36	36	36	36	36		
2	42714-KA3-710	CAP, VALVE	1	1	1	1	1		
3	44301-KSC-000	AXLE, FR. WHEEL	1	1	1	1	1		
4	44311-KZ4-J40	COLLAR, L. FR. WHEEL	1	1	1	1	1		
5	44620-MAC-680	COLLAR, FR. DISTANCE	1	1	1	1	1		
6	44635-KSC-000	HUB SUB ASSY., FR.	1	1	1	1	1		
7	44650-KSC-000	WHEEL SUB ASSY., FR.	1	1	1	1	1		
	44650-KSC-A20	-	-	-	-	1		
8	44701-MEN-003	RIM, FR. WHEEL (21X1.60)	1	1	1	1	1		
	44701-MEN-A11	-	-	-	-	1		
9	44711-MEN-004	TIRE, FR. (DUNLOP) (80/100-21 M/C 51M)	1	1	-	-	-		U,U/A,U/B
	44711-MEY-641	TIRE, FR. (BRIDGESTONE) (90/90-21 M/C 54R)	-	-	1	-	-		ED,ED/A,ED/B
	44711-MEN-J01	TIRE, FR. (DUNLOP) (80/100-21 M/C 51M)	-	-	-	1	1		ED,ED/A,ED/B
10	44712-400-004	TUBE, TIRE (DUNLOP)(80/100-21)	1	1	-	-	-		U
	44712-KA3-711	TUBE, TIRE (BRIDGESTONE)	-	-	1	-	-		U,U/A,U/B
			-	-	-	1	1		ED,ED/A,ED/B
11	44713-KS6-641	FLAP, TIRE (DUNLOP)(80/100-21)	1	1	-	-	-		U,U/A,U/B
	44713-MG7-003	FLAP, TIRE (BRIDGESTONE)	-	-	1	-	-		ED,ED/A,ED/B
			-	-	-	1	1		ED,ED/A,ED/B
12	44715-MA0-770	STOPPER, BEAD (1.60)	1	1	1	1	1		

3

F-10

FRONT WHEEL

G15



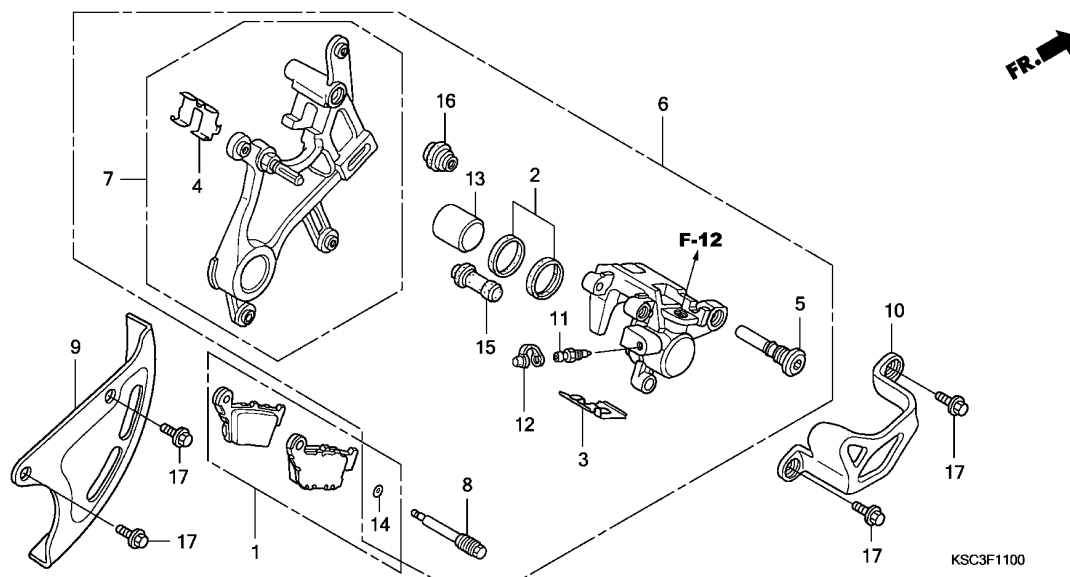
Ref. No.	Part No.	Description	Reqd. QTY					Serial No.	Parts catalogue code
			4	5	6	7	8		
13	44800-KSC-003	BOX ASSY., SPEEDOMETER GEAR	1	1	1	1	1		
14	45351-KZ4-J30	DISK, FR. BRAKE	1	1	1	1	-		
15	51614-KZ4-J40ZA	COVER, FR. DISK	1	-	-	-	-	----- U	
		TNATURAL.....NATURAL	1	-	-	-	-	----- 4K002483 ED	
	51614-KZ4-J41ZA	*TNATURAL*.....NATURAL	1	-	-	-	-	4K002484 ----- ED	
			-	1	1	1	1		
16	90105-MAC-680	BOLT, DISK, 6X19	6	6	6	6	6		
17	90114-MAC-780	BOLT, FR. DISK COVER	2	2	2	2	2		
18	90301-KZ4-J40	NUT, FR. AXLE	1	1	1	1	1		
19	90301-473-003	NUT, U, 6MM	6	6	6	6	6		
20	91062-MAC-681	BEARING, RADIAL BALL, 6904	2	2	2	2	2		
21	91201-KS6-004	OIL SEAL, 26X37X7(ARAI)	1	1	1	1	1		
22	91251-KSC-003	DUST SEAL, 46X58X7	1	1	1	1	1		
23	91319-ME5-003	O-RING, 5.5X1.4	1	1	1	1	1		
24	94001-08000-0S	NUT, HEX., 8MM	1	1	1	1	1		
25	94111-08000	WASHER, SPRING, 8MM	1	1	1	1	1		
26	45351-MEN-A10	DISK, FR. BRAKE	-	-	-	-	1		

3

F-11

REAR BRAKE CALIPER

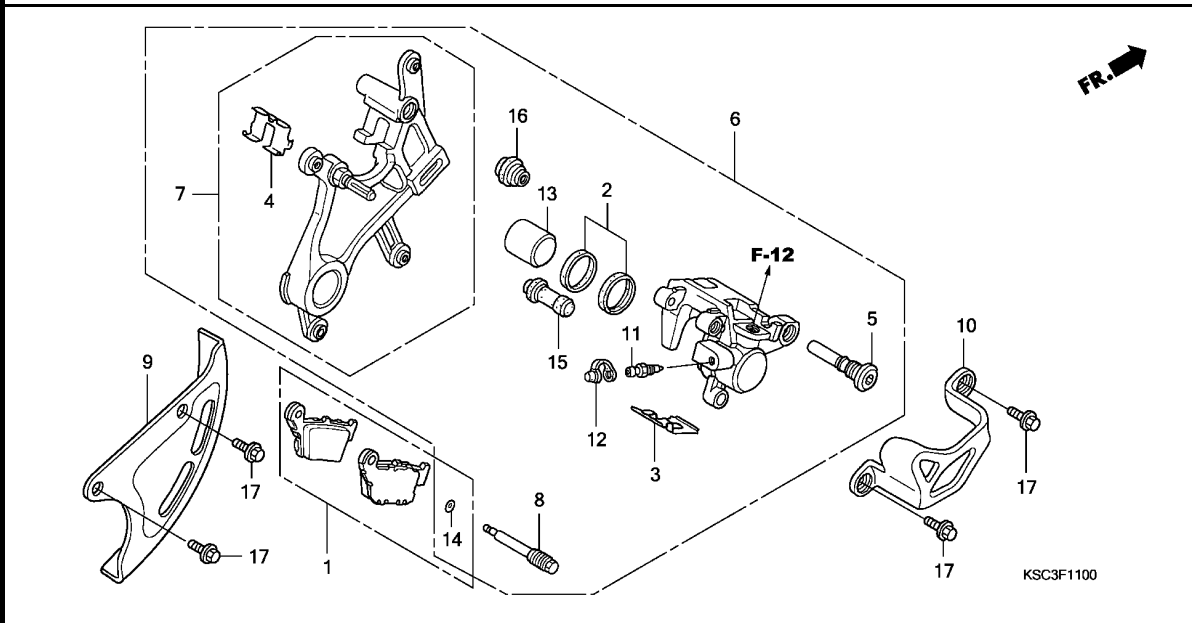
G16



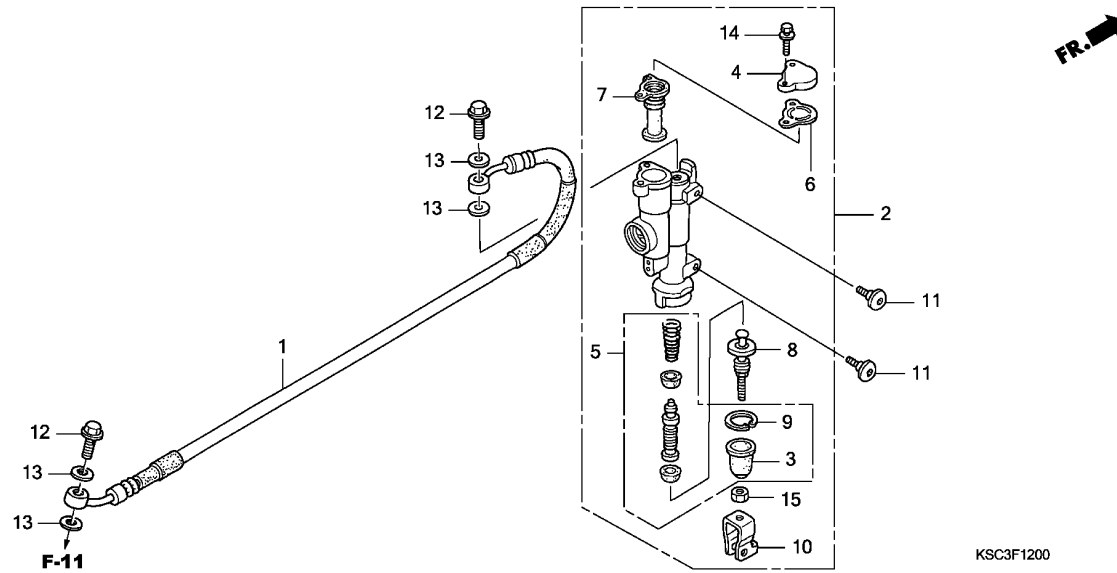
Ref. No.	L.O.N.	(Relative ref. Number) Description	F.R.T.
1	711140	SHOE(PAD) SET, BRAKE :REAR ...	0.1
6	711155	CALIPER, REAR BRAKEINCLUDES: Bleed brakes	0.6
7	7111C1	BRACKET, REAR CALIPER	0.5
9	4131A7	COVER, REAR DISC	0.4
10	7111C9	GUARD, REAR CALIPER	0.1
13	7111D5	PISTON, REAR BRAKE CALIPERINCLUDES: Bleed brakes	0.7

3

Ref. No.	Part No.	Description	Reqd. QTY					Serial No.	Parts catalogue code
			4	5	6	7	8		
1	06435-KZ4-J41	PAD SET, RR.	1	-	-	-	-	-	-
	06435-KRN-711	-	1	-	-	-	5K110728	DK ED ED
	06435-KRN-712	-	-	1	-	-	-	ED,ED/A,U,U/A ED/B,U/B
2	06451-MZ2-405	SEAL SET, PISTON	1	1	1	1	1	-	-
3	43108-KZ4-J41	SPRING, PAD	1	1	1	1	1	-	-
4	43112-KZ4-J41	RETAINER, BRACKET	1	1	1	1	1	-	-
5	43131-KW3-006	BOLT, PIN	1	1	1	1	1	-	-
6	43150-KZ4-J41	CALIPER SUB ASSY., RR. BRAKE (NISSIN)	1	-	-	-	-	-	-
	43150-KRN-711	-	1	-	-	-	5K110728	DK ED ED
7	43190-KZ4-J41	BRACKET SUB ASSY., RR.	1	-	-	-	-	-	-
	43190-KRN-711	-	1	-	-	-	5K110728	DK ED ED
8	43215-KZ4-J41	PIN, HANGER	1	1	1	1	1	-	-
9	43330-KZ4-J40ZA	COVER, RR. DISK *TNATURAL*.....NATURAL	1	1	1	1	1	-	-
10	43340-KZ4-J40ZA	GUARD, RR. CALIPER *TNATURAL*.....NATURAL	1	1	-	-	-	-	-



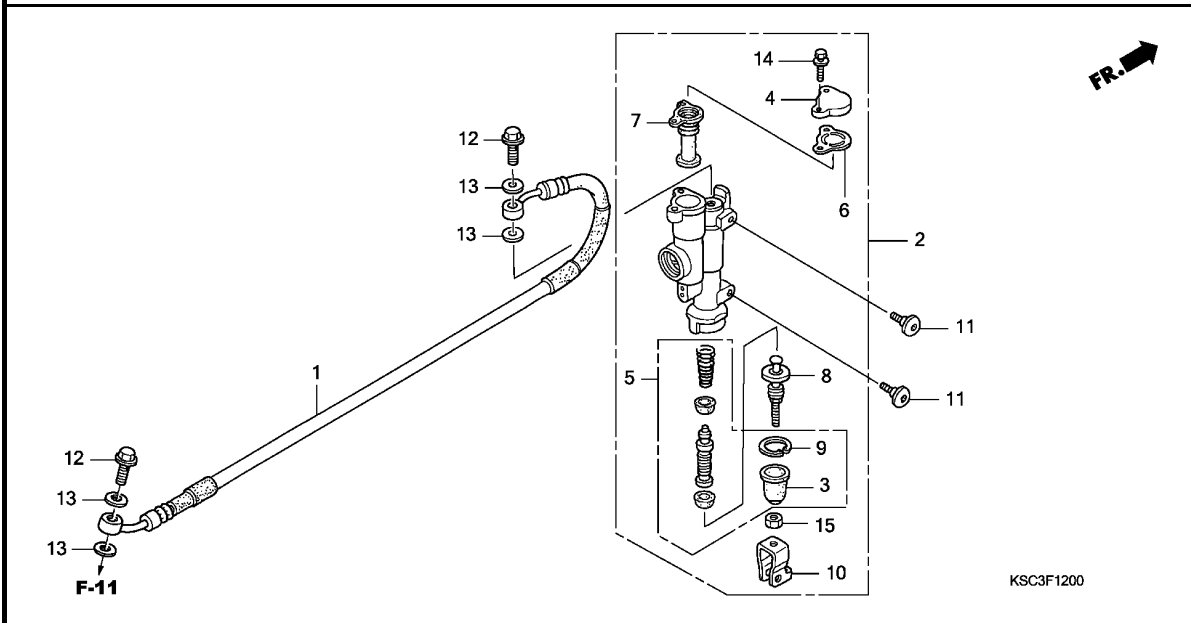
Ref. No.	Part No.	Description	Reqd. QTY					Serial No.	Parts catalogue code
			4	5	6	7	8		
10)	43340-MEY-000ZA	GUARD, RR. CALIPER *TNATURAL*.....NATURAL	-	-	1	1	1		
11	43352-568-003	SCREW, BLEEDER (NISSIN)	1	1	1	1	1		
12	43353-461-771	CAP, BLEEDER	1	1	1	1	1		
13	45107-MCT-006	PISTON (22 A)	1	1	1	1	1		
14	45111-MAJ-G41	RING, STOPPER	1	1	1	1	1		
15	45132-166-016	BOOT, PIN BUSH (NISSIN)	1	1	1	1	1		
16	45133-MA3-006	BOOT B	1	1	1	1	1		
17	90004-GHB-600	BOLT, FLANGE, 6X10(NSHF)	4	4	4	4	4		



Ref. No.	L.O.N.	(Relative ref. Number) Description	F.R.T.
1	712130	HOSE, REAR BRAKEINCLUDES: Bleed brakes	0.6
2	712125	CYLINDER, REAR BRAKE MASTER .. .INCLUDES: Bleed brakes	0.4
5	7121H0	PISTON SET, REAR BRAKE MASTER .INCLUDES: Bleed brakes	0.5
7	7121G7	DIAPHRAGM, REAR BRAKE MASTER CYLINDER	0.1

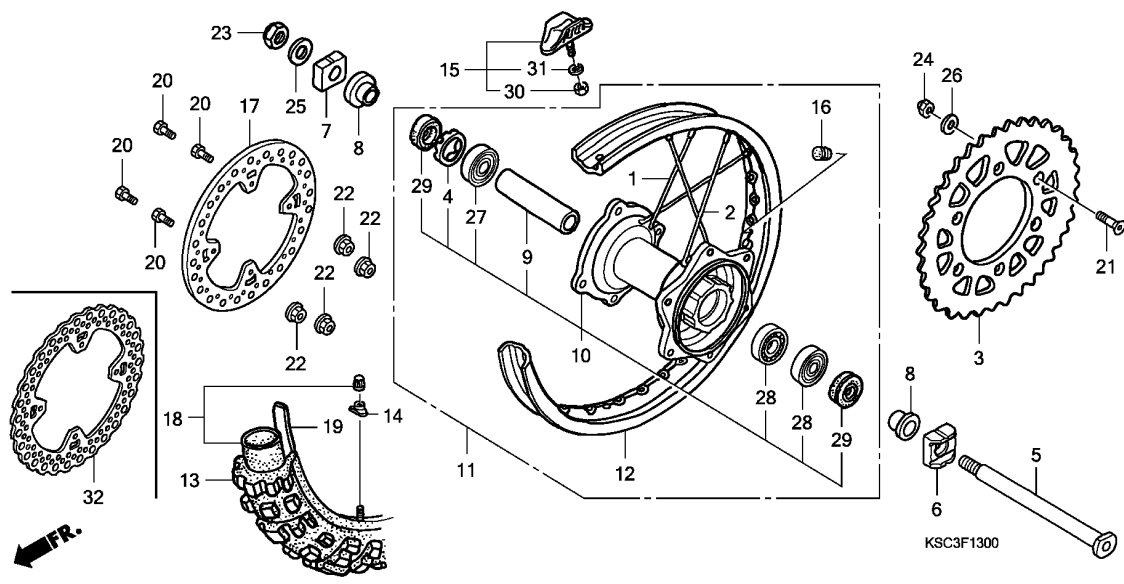
3

Ref. No.	Part No.	Description	Reqd. QTY					Serial No.	Parts catalogue code
			4	5	6	7	8		
1	43310-KZ4-J41	HOSE, RR. BRAKE	1	1	1	1	1		
2	43500-KZ4-J42	CYLINDER ASSY., RR. BRAKE MASTER (NISSIN)	1	1	1	-	-		
			-	-	-	1	-	U	
			-	-	-	1	-	7K310050 U/A	
			-	-	-	1	-	7K310288 ED/A	
	43500-KZ4-J43	-	-	-	1	-	ED,ED/B,U/B	
			-	-	-	1	-	7K310051 U/A	
			-	-	-	1	-	7K310289 ED/A	
			-	-	-	1	-		
3	43504-MB2-006	BOOT COMP.	1	1	1	1	1		
4	43513-KZ4-J41	CAP, MASTER CYLINDER	1	1	1	1	1		
5	43520-KZ4-J42	PISTON SET, MASTER CYLINDER ..	1	1	1	-	-		
			-	-	-	1	-	U	
			-	-	-	1	-	7K310050 U/A	
			-	-	-	1	-	7K310288 ED/A	
	43520-KZ4-J43	-	-	-	1	-	ED,ED/B,U/B	
			-	-	-	1	-	7K310051 U/A	
			-	-	-	1	-	7K310289 ED/A	
			-	-	-	1	-		
6	43521-KZ4-J41	PLATE, DIAPHRAGM	1	1	1	1	1		
7	43522-KZ4-J41	DIAPHRAGM	1	1	1	1	1		
8	43530-KZ4-J41	ROD COMP., PUSH	1	1	1	1	1		
9	46182-500-013	CIRCLIP	1	1	1	-	-		
			-	-	-	1	-	U	
			-	-	-	1	-	7K310050 U/A	
			-	-	-	1	-	7K310288 ED/A	



Ref. No.	Part No.	Description	Reqd. QTY					Serial No.	Parts catalogue code
			4	5	6	7	8		
(9)	46182-MEL-D21	CIRCLIP	-	-	-	1	-	----- ED,ED/B,U/B	
			-	-	-	1	7K310051	----- U/A	
			-	-	-	1	7K310289	----- ED/A	
10	46504-KZ4-J41	JOINT, BRAKE ROD	1	1	1	1	1		
11	90114-MAC-780	BOLT, FR. DISK COVER	2	2	2	2	2		
12	90145-MS9-612	BOLT, OIL, 10X22	2	2	2	2	2		
13	90545-300-000	WASHER, OIL BOLT	4	4	4	4	4		
14	93401-04016-00	BOLT-WASHER, 4X16	2	2	2	2	2		
15	94002-06000-0S	NUT, HEX., 6MM	1	1	1	1	1		





Ref. No.	L.O.N.	(Relative ref. Number) Description	F.R.T.
3	7101A0	SPROCKET, FINAL DRIVEN	0.4
5	710160	AXLE, REAR WHEEL	0.3
10	710121	HUB, REAR WHEEL	2.5
11	710118	REAR WHEEL	1.0
12	710127	RIM, WHEEL :REAR	2.4
13		(19)	
	710142	REAR TIRE(ONE)	0.9
17	711145	DISC, REAR BRAKE	0.4
18		(19)	
	7101A7	TUBE, REAR TIRE(ONE)	0.9
27		(9,28)	
	710133	BEARING, REAR WHEEL(ONE)	0.5
	710133G	.Replace 1 bearing add	0.1
	710133A	.Replace 2 bearings add	0.2

3

Ref. No.	Part No.	Description	Reqd. QTY					Serial No.	Parts catalogue code
			4	5	6	7	8		
1	06420-KSC-000	SPOKE SET, RR. (INSIDE)	16	16	-	-	-		
	06420-MEY-000	(INSIDE)	-	-	16	16	16		
2	06421-KSC-000	SPOKE SET, RR. (OUTSIDE)	16	16	-	-	-		
	06421-MEY-000	(OUTSIDE)	-	-	16	16	16		
3	41204-KZ4-J30	SPROCKET, FINAL DRIVEN (53T)	1	1	1	1	1		
	41201-KSR-J00	SPROCKET, FINAL DRIVEN (54T)	(1)	(1)	(1)	(1)	(1)		
	41203-KZ4-J30	SPROCKET, FINAL DRIVEN (52T)	(1)	(1)	(1)	(1)	(1)		
4	41231-KZ4-J20	RETAINER, RR. WHEEL BEARING	1	1	1	1	1		
5	42301-KZ4-J40	AXLE, RR. WHEEL	1	1	1	1	1		
6	42305-KZ4-J40	COLLAR, L. RR. AXLE	1	1	1	1	1		
7	42306-KZ4-J20	COLLAR, R. RR. AXLE	1	1	1	1	1		
8	42311-KZ4-J40	COLLAR, RR. WHEEL SIDE	2	2	2	2	2		
9	42620-KZ4-J20	COLLAR, RR. WHEEL DISTANCE	1	1	1	1	1		
10	42635-MEN-000	HUB SUB ASSY., RR.	1	1	-	-	-		
	42635-KRN-710		-	-	1	1	1		
11	42650-KSC-000	WHEEL SUB ASSY., RR.	1	1	-	-	-		
	42650-MEY-000		-	-	1	1	-		
	42650-KSC-A20		-	-	-	-	1		
12	42701-KSC-003	RIM, RR. WHEEL (18X2.15)	1	1	1	1	-		
	42701-KSC-A21		-	-	-	-	1		
13	42711-KSC-004	TIRE, RR. 56) (DUNLOP) (100/100-18 5965R)	1	1	-	-	-		
			-	-	-	1	1	----- U,U/A,U/B	

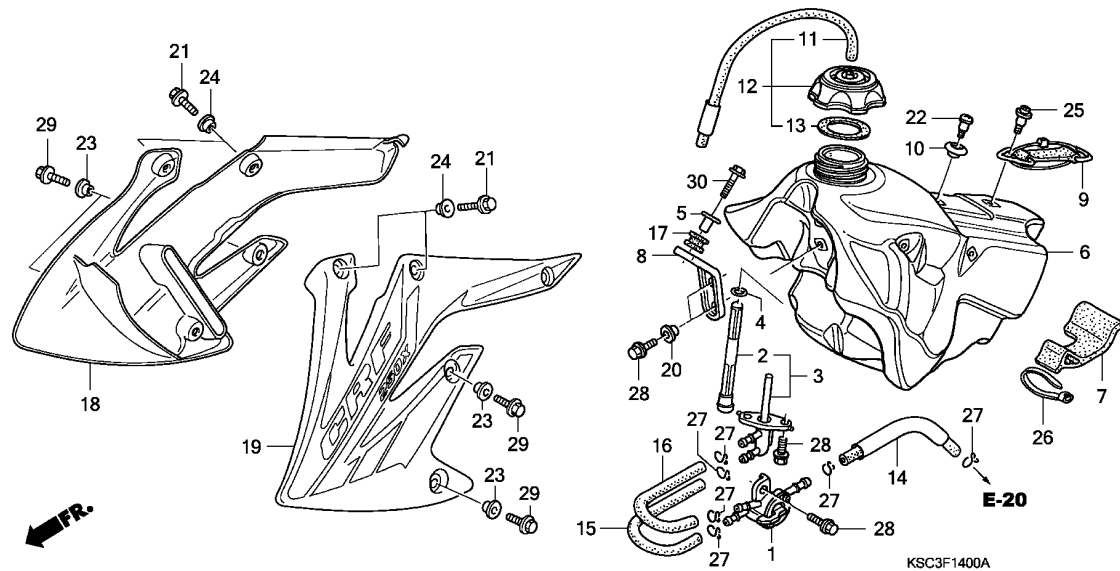
F-13

REAR WHEEL



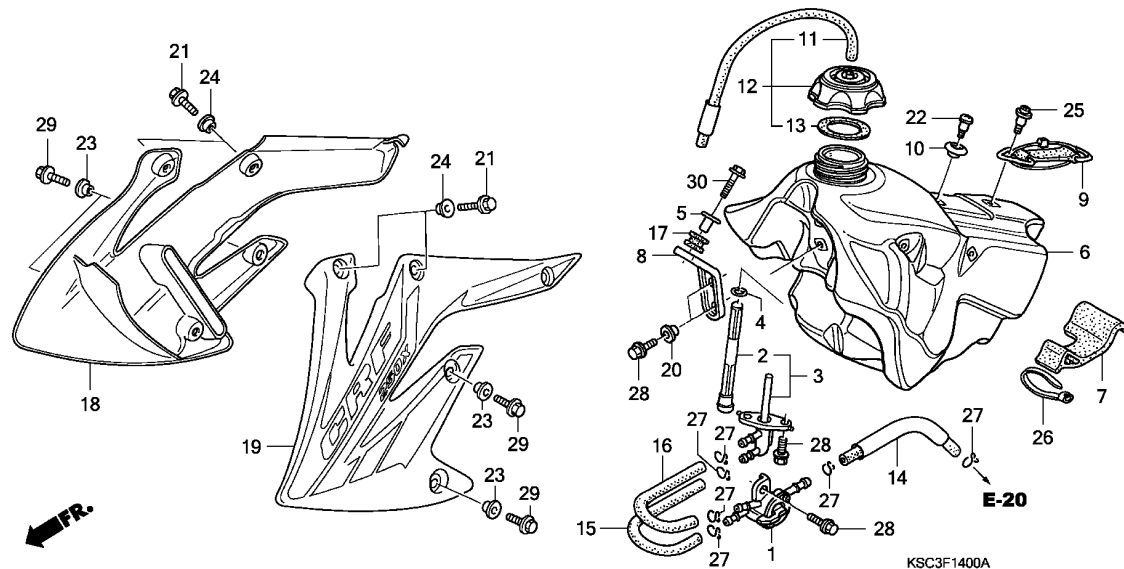
Ref. No.	Part No.	Description	Reqd. QTY					Serial No.	Parts catalogue code
			4	5	6	7	8		
13)	42711-KSC-D01	TIRE, RR. (BRIDGESTONE) (120/90-18 M/C 65R)	-	-	1	-	-		
			-	-	1	1	1	-----	ED,ED/A,ED/B
14	42714-KA3-710	CAP, VALVE	1	1	1	1	1		
15	42715-MA0-770	STOPPER, BEAD (2.15)	1	1	1	1	1		
16	42717-329-000	CAP, RIM HOLE	1	1	1	1	1		
17	43351-KZ4-J40	DISK, RR. BRAKE	1	1	1	1	-		
18	44712-300-004	TUBE, TIRE (DUNLOP) (100/100-18)	1	1	-	-	-		
			-	-	-	1	1	-----	U,U/A,U/B
	44712-434-003	TUBE, TIRE (BRIDGESTONE)	-	-	1	-	-		
			-	-	-	1	1	-----	ED,ED/A,ED/B
19	44713-300-004	FLAP, TIRE (DUNLOP) (100/100-18)	1	1	-	-	-		
			-	-	-	1	1	-----	U,U/A,U/B
	44713-300-003	FLAP, TIRE (BRIDGESTONE)	-	-	1	-	-		
			-	-	-	1	1	-----	ED,ED/A,ED/B
20	90105-MAC-680	BOLT, DISK, 6X19	4	4	4	4	4		
21	90125-KA4-000	SCREW, FLAT, 8X31	6	6	6	6	6		
22	90301-473-003	NUT, U, 6MM	4	4	4	4	4		
23	90305-KZ4-J20	NUT, U, 22MM	1	1	1	1	1		
24	90309-ML3-791	NUT, U, 8MM	6	6	6	6	6		
25	90401-KZ4-J20	WASHER, 22X35X2	1	1	1	1	1		
26	90465-MC4-000	WASHER, 8MM	6	6	6	6	6		
27	91051-KZ4-J21	BEARING, RADIAL BALL, 69052RS	1	1	1	1	1		
28	91052-KZ4-J21	BEARING, RADIAL BALL, 6905RS	2	2	2	2	2		
29	91251-KZ4-J21	DUST SEAL, 32X43X7	2	2	2	2	2		
30	94001-08000-0S	NUT, HEX., 8MM	1	1	1	1	1		
31	94111-08000	WASHER, SPRING, 8MM	1	1	1	1	1		
32	43351-MEN-A10	DISK, RR. BRAKE	-	-	-	-	1		





Ref. No.	L.O.N.	(Relative ref. Number) Description	F.R.T.
1	310110	COCK ASSY., FUEL	0.2
2	310115	SCREEN, FUEL STRAINER	0.3
3	310105	JOINT, FUEL TANK	0.3
6	310100	TANK, FUEL	0.3
18	1151A0	SHROUD, RADIATOR :RIGHT	0.1
	1151A5	SHROUD, RADIATOR :BOTH	0.1
19	115126	SHROUD, RADIATOR :LEFT	0.1
	1151A5	SHROUD, RADIATOR :BOTH	0.1

Ref. No.	Part No.	Description	Reqd. QTY					Serial No.	Parts catalogue code
			4	5	6	7	8		
1	16950-KSC-003	COCK ASSY., FUEL	1	1	1	1	-		
2	16952-KCY-671	SCREEN SET, FUEL STRAINER	1	1	1	1	-		
3	16955-KSC-003	JOINT ASSY., FUEL	1	1	1	1	-		
4	16997-467-000	O-RING, 11.8X3.55	1	1	1	1	-		
5	17509-KZ3-B00	COLLAR, TANK SETTING	1	1	1	1	-		
6	17510-KSC-000	TANK COMP., FUEL	1	1	1	1	-		
7	17512-KRN-000	RUBBER, FUEL TANK MOUNTING ..	1	1	1	1	-		
	17512-KRN-010	-	-	-	1	-	----- ED,U	
8	17515-KSC-000	STAY, FR. TANK	1	1	1	1	-	----- ED/A,ED/B,U/A,U/B	
9	17516-KZ3-B00	BAND, TANK RR.	1	1	1	1	-		
10	17518-KZ4-710	COLLAR, SEAT FR.	1	1	1	1	-		
11	17521-KZ4-J20	TUBE COMP., FUEL CAP BREATHER	1	1	1	1	-		
12	17620-MEB-670	CAP ASSY., FUEL TANK	1	1	1	1	-		
13	17624-KT1-780	PACKING, FUEL CAP	1	1	1	1	-		
14	17681-KSC-000	TUBE B, FUEL	1	1	1	1	-		
15	17684-KSC-000	TUBE A, FUEL MAIN	1	1	1	1	-		
16	17685-KSC-000	TUBE A, FUEL RESERVE	1	1	1	1	-		
17	18334-ML3-680	RUBBER, SILENCER	1	1	1	1	-		
18	19071-KSC-000ZB	SHROUD SET, R. RADIATOR	1	-	-	-	-		
	TYPE1(WL)	1	-	-	-	-		
	19071-KSC-730ZA	-	1	-	-	-		
	19071-KSC-A00ZA	-	-	1	-	-		
	19071-KSC-A10ZA	-	-	-	1	-		
19	19072-KSC-000ZB	SHROUD SET, L. RADIATOR	1	-	-	-	-		
	TYPE1(WL)	1	-	-	-	-		

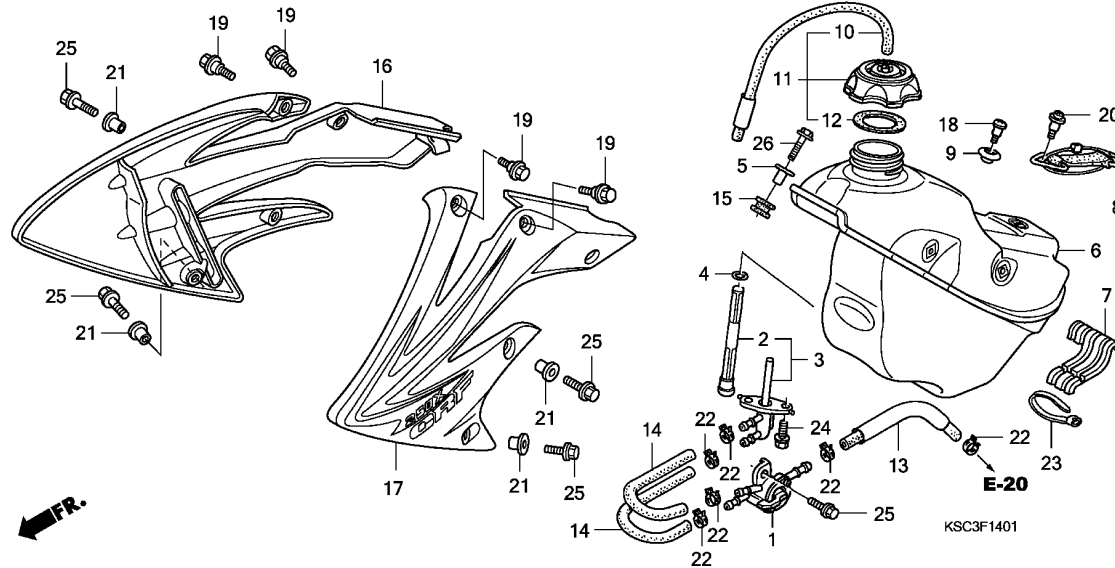


Ref. No.	Part No.	Description	Reqd. QTY				Serial No.	Parts catalogue code
			4	5	6	7		
19)	19072-KSC-730ZA	SHROUD SET, L. RADIATOR						
		TYPE1(WL)	-	1	-	-	-	
	19072-KSC-A00ZA	-	-	1	-	-	
	19072-KSC-A10ZA	-	-	-	1	-	
20	84706-415-000	COLLAR	2	2	2	2	-	
21	90106-KRN-000	BOLT, FLANGE, 5X12	4	4	4	4	-	
22	91422-MT8-770	SCREW, SPECIAL, 5MM	1	1	1	1	-	
23	90501-KZ4-J20	COLLAR A	4	4	4	4	-	
24	90502-KRN-000	COLLAR, SHROUD UPPER	4	4	4	4	-	
25	90108-MNO-000	SCREW, PAN, 5X13	1	1	1	1	-	
26	91560-MS8-600	TY-RAP, CABLE	1	1	1	1	-	
27	95002-02120	CLIP, TUBE (B12)	6	6	6	6	-	
28	96001-06016-00	BOLT, FLANGE, 6X16	5	5	5	5	-	
29	96001-06018-00	BOLT, FLANGE, 6X18	4	4	4	4	-	
30	96001-06030-00	BOLT, FLANGE, 6X30	1	1	1	1	-	

F-14-1

FUEL TANK (CRF250X8)

H 8



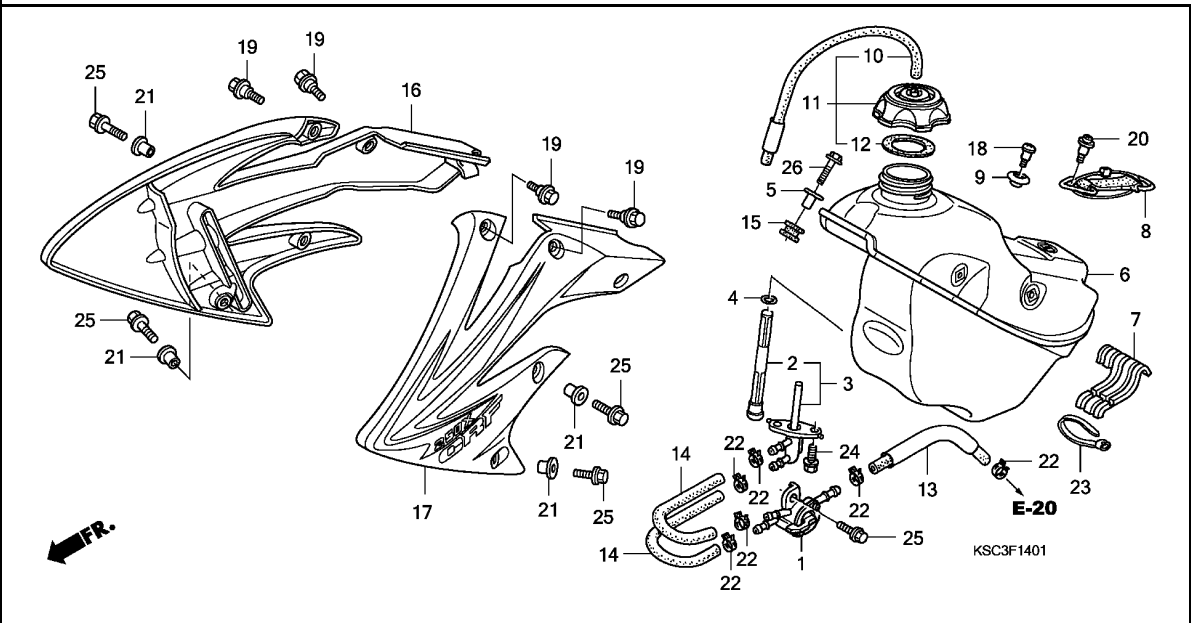
Ref. No.	L.O.N.	(Relative ref. Number) Description	F.R.T.
1	310110	COCK ASSY., FUEL	0.2
2	310115	SCREEN, FUEL STRAINER	0.3
3	310105	JOINT, FUEL TANK	0.3
6	310100	TANK, FUEL	0.3
16	1151A0	SHROUD, RADIATOR :RIGHT	0.1
	1151A5	SHROUD, RADIATOR :BOTH	0.1
17	115126	SHROUD, RADIATOR :LEFT	0.1
	1151A5	SHROUD, RADIATOR :BOTH	0.1

Ref. No.	Part No.	Description	Reqd. QTY				Serial No.	Parts catalogue code
			4	5	6	7		
1	16950-KSC-A21	COCK ASSY., FUEL	-	-	-	-	1	
2	16952-KCY-671	SCREEN SET, FUEL STRAINER	-	-	-	-	1	
3	16955-KSC-A21	JOINT ASSY., FUEL	-	-	-	-	1	
4	16997-467-000	O-RING, 11.8X3.55	-	-	-	-	1	
5	17509-KZ3-B00	COLLAR, TANK SETTING	-	-	-	-	1	
6	17510-KSC-A20	TANK COMP., FUEL	-	-	-	-	1	
7	17512-KSC-A20	RUBBER, FUEL TANK MOUNTING ..	-	-	-	-	1	
8	17516-KZ3-B00	BAND, TANK RR.	-	-	-	-	1	
9	17518-KZ4-710	COLLAR, SEAT FR.	-	-	-	-	1	
10	17521-KZ4-J20	TUBE COMP., FUEL CAP BREATHER	-	-	-	-	1	
11	17620-MEB-670	CAP ASSY., FUEL TANK	-	-	-	-	1	
12	17624-KT1-780	PACKING, FUEL CAP	-	-	-	-	1	
13	17681-KSC-A20	TUBE B, FUEL	-	-	-	-	1	
14	17684-KSC-A20	TUBE A, FUEL	-	-	-	-	2	
15	18334-ML3-680	RUBBER, SILENCER	-	-	-	-	1	
16	19071-KSC-A20ZA	SHROUD SET, R. RADIATOR *TYPE1*(WL)	-	-	-	-	1	
17	19072-KSC-A20ZA	SHROUD SET, L. RADIATOR *TYPE1*(WL)	-	-	-	-	1	
18	90018-ZA5-000	BOLT, STATOR COVER SETTING ..	-	-	-	-	1	
19	90101-KRN-730	BOLT, SPECIAL, 5X9	-	-	-	-	4	
20	90105-MEN-730	SCREW, 5X12	-	-	-	-	1	
21	90501-KZ4-J20	COLLAR A	-	-	-	-	4	
22	90651-HN6-A51	CLAMP, TUBE (12.0)	-	-	-	-	6	
23	91560-MS8-600	TY-RAP, CABLE	-	-	-	-	1	

F-14-1

FUEL TANK (CRF250X8)

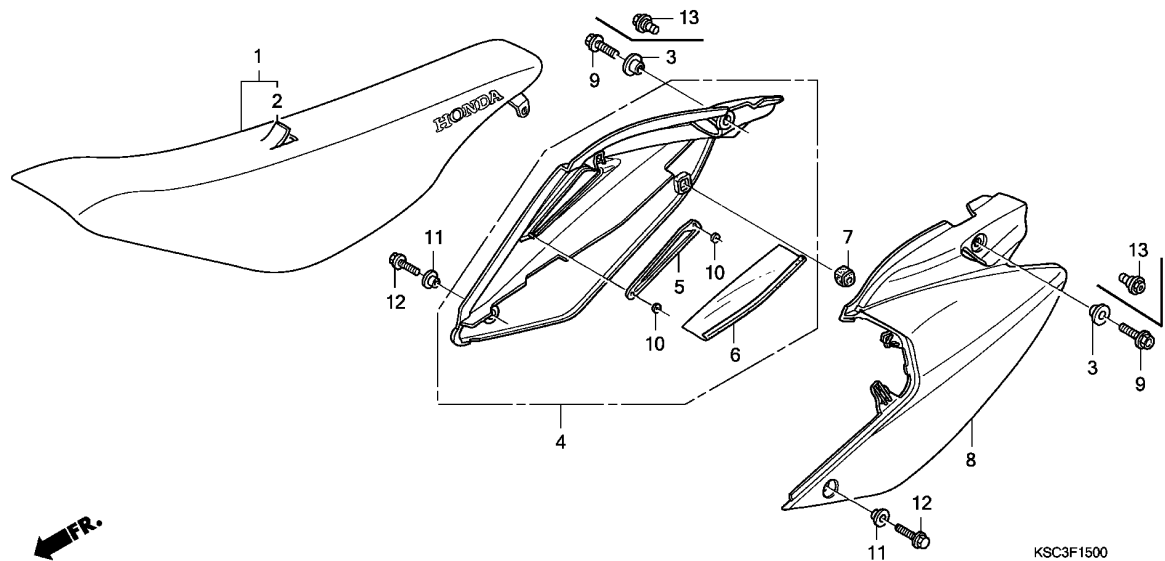
H 9



Ref. No.	Part No.	Description	Reqd. QTY					Serial No.	Parts catalogue code
			4	5	6	7	8		

24	96001-06014-00	BOLT, FLANGE, 6X14	-	-	-	-	2	
25	96001-06016-00	BOLT, FLANGE, 6X16	-	-	-	-	5	
26	96001-06030-00	BOLT, FLANGE, 6X30	-	-	-	-	1	

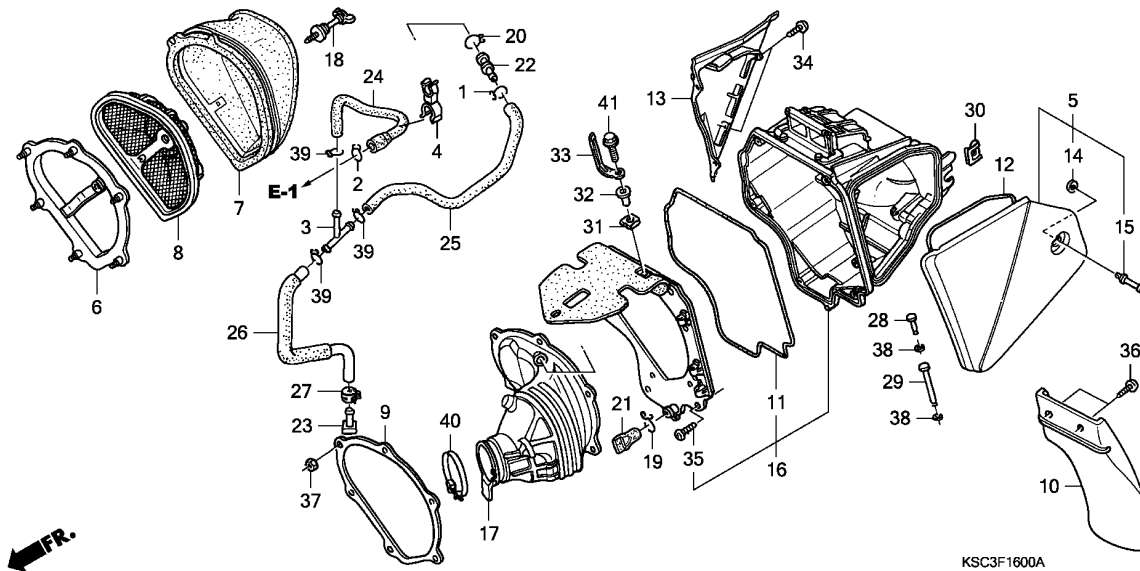
3



Ref. No.	L.O.N.	(Relative ref. Number) Description	F.R.T.
1	413150	SEAT	0.1
4	4111H9	COVER, SIDE :RIGHT	0.1
	4111J0	COVER, SIDE :BOTH	0.1
8	4111H8	COVER, SIDE :LEFT	0.1
	4111J0	COVER, SIDE :BOTH	0.1

3

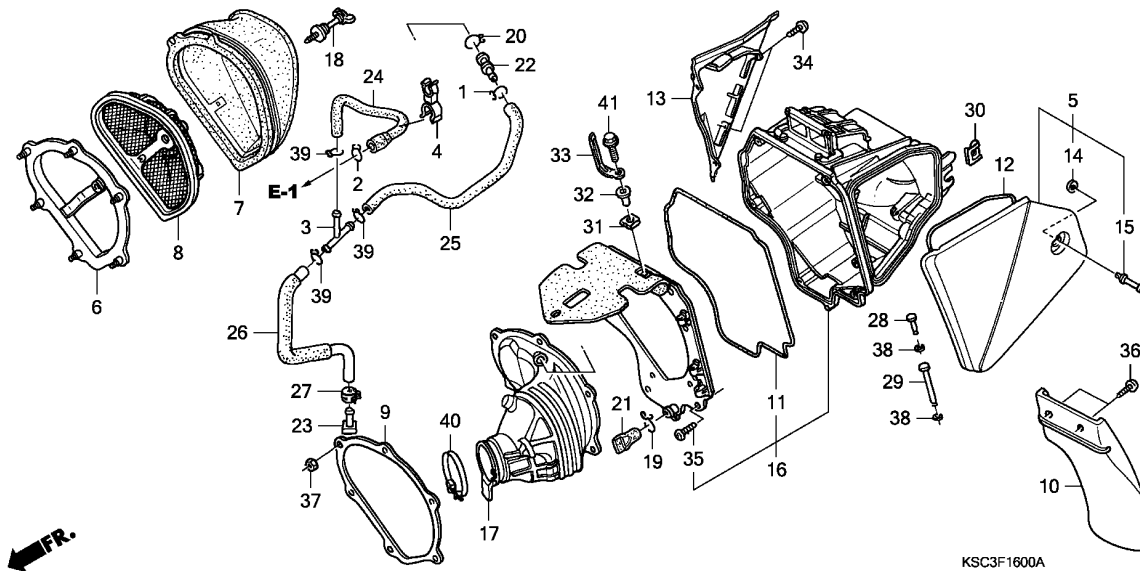
Ref. No.	Part No.	Description	Reqd. QTY					Serial No.	Parts catalogue code
			4	5	6	7	8		
1	77100-KSC-010	SEAT COMP.	1	1	1	-	-		
	77100-KSC-A10	-	-	-	1	-		
	77100-KSC-A11	-	-	-	-	1		
2	77101-KSC-000	LEATHER COMP., SEAT (NO LETTERS PRINTED)	1	1	1	-	-		
	77101-KSC-A10	-	-	-	1	-		
	77101-KSC-A11	-	-	-	-	1		
3	83505-KM4-000	COLLAR, TOOL BOX SETTING	2	2	2	-	-		
4	83510-KSC-000	COVER, R. SIDE	1	1	1	1	1		
5	83513-KSC-000	PLATE	1	1	1	1	1		
6	83514-KSC-000	HEAT GUARD	1	1	1	1	1		
7	83515-KS7-830	RUBBER, SIDE COVER STOPPER ..	1	1	1	1	1		
8	83610-KSC-000	COVER, L. SIDE	1	1	1	1	1		
9	90123-MEN-670	BOLT, FLANGE, 8X16	2	2	2	-	-		
10	90313-GAH-780	NUT, SPEED, 3MM	2	2	2	2	2		
11	90501-KZ4-J20	COLLAR A	2	2	2	2	2		
12	96001-06014-00	BOLT, FLANGE, 6X14	2	2	2	2	2		
13	90102-MEN-710	BOLT, SPECIAL, 8MM	-	-	-	2	2		



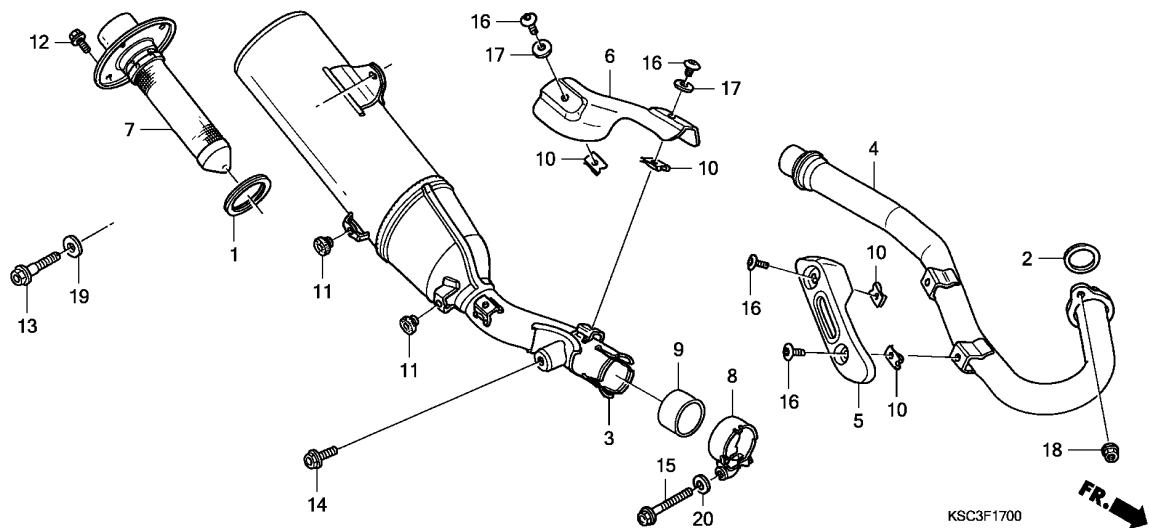
Ref. No.	L.O.N.	(Relative ref. Number) Description	F.R.T.
5	312102	COVER, AIR CLEANER CASE	0.1
6	3121F4	BASE, AIR CLEANER	0.8
7	312105	ELEMENT, AIR CLEANER	0.2
10	4131A0	MUDGUARD, AIR CLEANER CASE	0.1
13	3121A7	COVER, AIR CLEANER CASE SIDE :RIGHT	0.2
16	3121A5	CASE, AIR CLEANER	0.8
17	3121B6	TUBE, AIR CLEANER CONNECTING	0.8

Ref. No.	Part No.	Description	Reqd. QTY					Serial No.	Parts catalogue code
			4	5	6	7	8		
1	15707-634-000	CLIP, OIL DRAIN TUBE	1	1	1	1	1		
2	15771-551-000	CLIP, OIL DRAIN TUBE	1	1	1	1	1		
3	16959-MY1-000	JOINT, FUEL TUBE	1	1	1	1	1		
4	16965-VMO-771	CLAMP, HOSE	1	1	1	1	1		
5	17211-KSC-000	COVER ASSY., AIR CLEANER	1	1	1	1	1		
6	17212-MEN-670	STAY, AIR CLEANER ELEMENT	1	1	1	1	1		
7	17213-KSC-000	ELEMENT, AIR CLEANER	1	1	1	1	1		
8	17214-MEN-670	BASE ASSY., ELEMENT	1	1	1	1	1		
9	17217-MEB-770	PLATE, AIR CLEANER CASE FR.	1	1	1	1	1		
10	17218-KRN-000	MUDGUARD, AIR CLEANER CASE	1	1	1	1	1		
11	17218-KSC-000	SEAL, AIR CLEANER CASE	1	1	1	1	1		
12	17219-KSC-000	SEAL, AIR CLEANER COVER (A)	1	1	1	1	1		
13	17221-KSC-000	COVER, R. SIDE	1	1	1	1	1		
14	17224-KN5-670	WASHER, AIR CLEANER COVER	1	1	1	1	1		
15	17225-KN5-670	STUD, 6X21	1	1	1	1	1		
16	17250-KSC-000	CASE COMP., AIR CLEANER	1	-	-	-	-	U	
	17250-KSC-010		1	-	-	-	-	4K000002 ED	
			-	1	1	1	1	4K000003 ED	
17	17253-KSC-000	TUBE, AIR CLEANER CONNECTING	1	1	1	1	1		
18	17291-KSC-000	BOLT, ELEMENT SETTING	1	1	1	1	1		
19	17316-MN1-670	CLIP A, BREATHER TUBE	1	1	1	1	1		
20	17316-611-000	CLIP, BREATHER TUBE	1	1	1	1	1		
21	17358-HA0-680	TUBE, DRAIN	1	1	1	1	1		





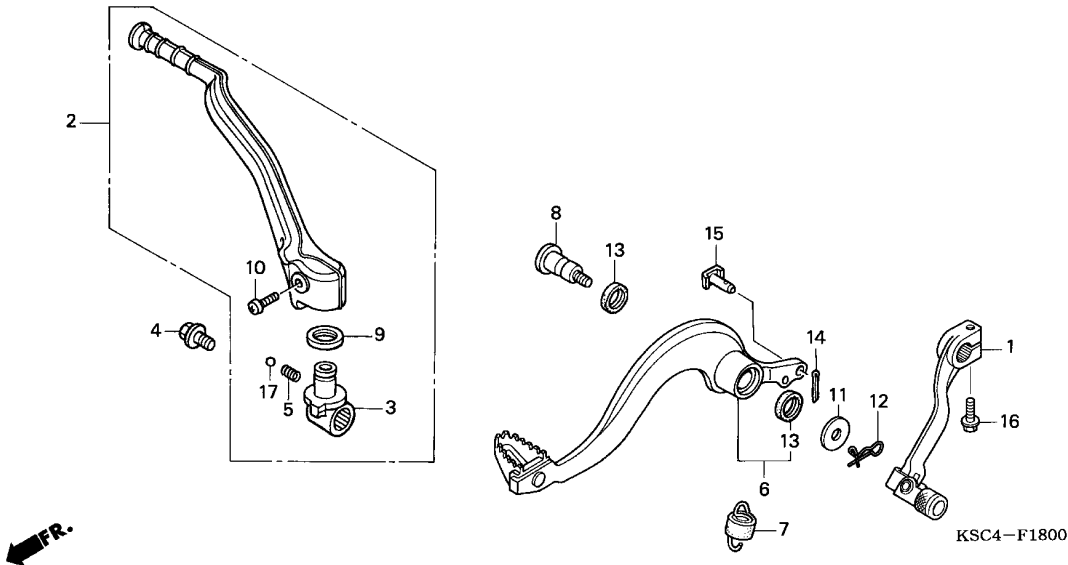
Ref. No.	Part No.	Description	Reqd. QTY					Serial No.	Parts catalogue code
			4	5	6	7	8		
22	17359-MAG-L00	JOINT, BREATHER TUBE	1	1	1	1	1		
23	17370-419-700	PLUG, BREATHER TUBE	1	1	1	1	1		
24	17372-KRN-000	TUBE A, BREATHER	1	1	1	1	1		
25	17374-KRN-000	TUBE B, BREATHER	1	1	1	1	1		
26	17375-KSC-000	TUBE C, BREATHER	1	1	1	1	1		
27	43514-KS6-701	CLAMP, MASTER CYLINDER OIL HOSE	1	1	1	1	1		
28	53189-GCS-000	PIN, BRAKE LOCK LEVER PIVOT	1	1	1	1	1		
29	64308-GG2-000	PIN, VISOR HINGE	1	1	1	1	1		
30	64508-KV3-000	PLATE, SPRING	1	1	1	1	1		
31	90305-GK8-000	NUT, CLIP, 6MM	1	1	1	1	1		
32	90501-KRN-000	COLLAR, AIR CLEANER	1	1	1	1	1		
33	91413-679-000	CLIP, 2X70	1	1	1	1	1		
34	93903-24380	SCREW, TAPPING, 4X12	2	2	2	2	2		
35	93903-25380	SCREW, TAPPING, 5X16	7	7	7	7	7		
36	93913-25410	SCREW, TAPPING, 5X16(P0)	2	2	2	2	2		
37	94002-05070-OS	NUT, HEX., 5MM	6	6	6	6	6		
38	94540-03010	E-RING, 3MM	2	2	2	2	2		
39	95002-02120	CLIP, TUBE (B12)	3	3	3	3	3		
40	95018-60321	BAND, AIR CLEANER CONNECTING TUBE (60)	1	1	1	1	1		
41	96001-06016-00	BOLT, FLANGE, 6X16	1	1	1	1	1		



Ref. No.	L.O.N.	(Relative ref. Number) Description	F.R.T.
2	3131B4	GASKET, EXHAUST PIPE	0.2
3	313120	MUFFLER	0.2
4	313110	PIPE, EXHAUST	0.2
5	3131A6	PROTECTOR, EXHAUST PIPE	0.1
6	313121	PROTECTOR, MUFFLER	0.1
7		(1)	
	3131C1	ARRESTER, SPARK	0.1
9	3131C4	GASKET, MUFFLER	0.1

Ref. No.	Part No.	Description	Reqd. QTY					Serial No.	Parts catalogue code
			4	5	6	7	8		
1	18291-KPS-900	GASKET, EX. MUFFLER	1	1	1	1	1		
2	18291-MM5-860	GASKET, EX. PIPE	1	1	1	1	1		
3	18310-KSC-010	MUFFLER COMP.	1	1	1	1	-		
	18310-KSC-A20	-	-	-	-	1		
4	18320-KSC-000	PIPE COMP., EX.	1	1	1	1	1		
5	18323-KRN-000	PROTECTOR, EX. PIPE	1	1	1	1	1		
6	18324-KRN-000	PROTECTOR, MUFFLER	1	1	1	1	1		
7	18355-KSC-000	ARRESTER ASSY.	1	1	1	-	-		
	18355-KSC-A10	-	-	-	-	1		
	18340-KSC-A20	ARRESTER COMP., MUFFLER	-	-	-	-	1		
8	18374-MG7-701	BAND, L. MUFFLER	1	1	1	1	1		
9	18392-MK4-000	PACKING, MUFFLER	1	1	1	1	1		
10	19508-KA3-710	NUT, SPRING, 6MM	4	4	4	4	4		
11	83512-KA4-700	RUBBER, SIDE COVER	2	2	2	2	2		
12	90101-KCE-000	BOLT, FLANGE, 6X10	4	4	4	4	4		
13	90101-KZ3-J50	BOLT, FLANGE, 8X24	1	1	1	1	1		
14	90123-KZ4-J40	BOLT, FLANGE, 8X18	1	1	1	1	1		
15	90124-KZ4-J40	BOLT, FLANGE, 8X35	1	1	1	1	1		
16	90170-MEB-670	BOLT, SPECIAL, 6MM	4	4	4	4	4		
17	90406-KV3-780	WASHER, 6MM	2	2	2	2	2		
18	94050-08000	NUT, FLANGE, 8MM	2	2	2	2	2		
19	94101-08000	WASHER, PLAIN, 8MM	1	1	1	1	1		
20	94102-08800	WASHER, PLAIN, 8MM	1	1	1	1	1		

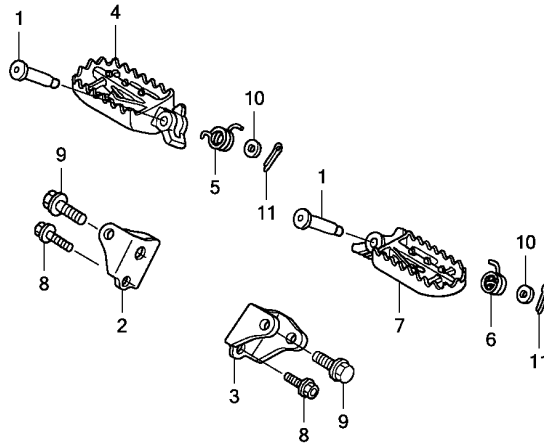




Ref. No.	L.O.N.	(Relative ref. Number) Description	F.R.T.
1	4101A1	PEDAL, GEAR CHANGE	0.1
2	112107	ARM, KICK STARTER	0.1
6	810160	PEDAL, REAR BRAKE	0.2

3

Ref. No.	Part No.	Description	Reqd. QTY					Serial No.	Parts catalogue code
			4	5	6	7	8		
1	24700-KRN-000	PEDAL COMP., CHANGE	1	1	1	1	1		
2	28300-KRN-000	ARM ASSY., KICK STARTER	1	1	1	1	1		
3	28302-KRN-000	JOINT, KICK ARM	1	1	1	1	1		
4	28306-MEN-670	BOLT, KICK JOINT	1	1	1	1	1		
5	28333-KK0-000	SPRING, KICK STARTER	1	1	1	1	1		
6	46510-KSC-000	PEDAL, RR. BRAKE	1	1	1	1	1		
7	46511-KZ4-J00	SPRING ASSY., RR. BRAKE RETURN	1	1	1	1	1		
8	46513-KSC-000	SHAFT, BRAKE PIVOT	1	1	1	-	-		
	46513-KSC-A10	-	-	-	1	1		
9	46525-KK0-003	DUST SEAL, 17X20X2.5	1	1	1	1	1		
10	90103-KRN-000	BOLT, KICK ARM	1	1	1	1	1		
11	90404-MEN-670	WASHER, 26X9	1	1	1	-	-		
	90512-KRN-730	WASHER, 26X10.5	-	-	-	1	1		
12	90705-PFF-300	PIN, SNAP, 8MM	1	1	1	1	1		
13	91251-444-000	DUST SEAL, 15X20X2.5	2	2	2	2	2		
14	94201-20120	PIN, SPLIT, 2.0X12	1	1	1	1	1		
15	95015-54000	PIN D, JOINT	1	1	1	1	1		
16	96001-06022-00	BOLT, FLANGE, 6X22	1	1	1	1	1		
17	96211-08000	BALL, STEEL, #8 (1/4)	1	1	1	1	1		



KSC3F1900

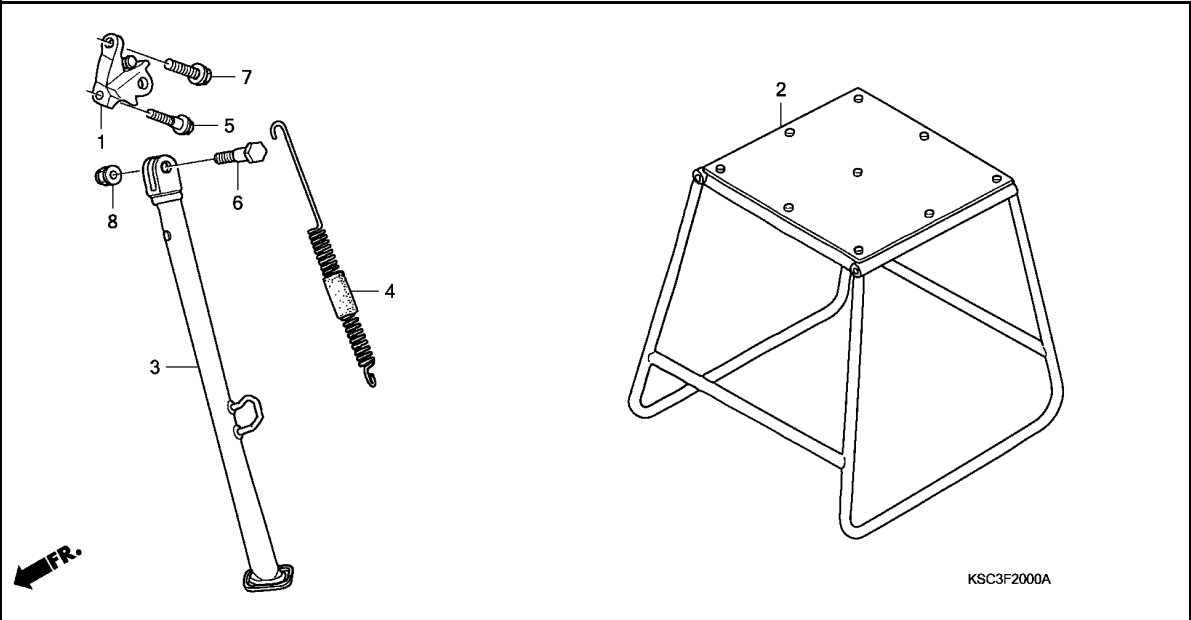
Ref. No.	L.O.N.	(Relative ref. Number) Description	F.R.T.
2	4101C4	BRACKET, STEP :RIGHT	0.2
	4101N7	BRACKET, STEP :BOTH	0.3
3	4101C3	BRACKET, STEP :LEFT	0.2
	4101N7	BRACKET, STEP :BOTH	0.3
4	4101C6	BAR, MAIN STEP :RIGHT	0.1
	4101J1	BAR, MAIN STEP :BOTH	0.2
7	4101C5	BAR, MAIN STEP :LEFT	0.1
	4101J1	BAR, MAIN STEP :BOTH	0.2

Ref. No.	Part No.	Description	Reqd. QTY					Serial No.	Parts catalogue code
			4	5	6	7	8		
1	50603-KZ4-J40	PIN, STEP JOINT	2	2	2	2	2		
2	50610-MEN-670	BRACKET, R. STEP	1	-	-	-	-		
	50610-MEN-671		-	1	-	-	-	----- DK ----- 5K111702 ED ----- 5K111703 ----- ED	
3	50611-MEN-670	BRACKET, L. STEP	1	-	-	-	-		
	50611-MEN-671		-	1	-	-	-	----- DK ----- 5K111702 ED ----- 5K111703 ----- ED	
4	50616-MEN-670	ARM, R. STEP	1	1	1	1	1		
5	50617-KZ4-J40	SPRING, R. STEP RETURN	1	1	1	1	1		
6	50618-KZ4-J40	SPRING, L. STEP RETURN	1	1	1	1	1		
7	50642-MEN-670	ARM, L. STEP	1	1	1	1	1		
8	90101-KZ3-J50	BOLT, FLANGE, 8X24	2	2	2	2	2		
9	90101-KZ4-J40	BOLT, STEP, 12MM	2	2	2	2	2		
10	94102-08800	WASHER, PLAIN, 8MM	2	2	2	2	2		
11	94201-25150	PIN, SPLIT, 2.5X15	2	2	2	2	2		

F-20

STAND

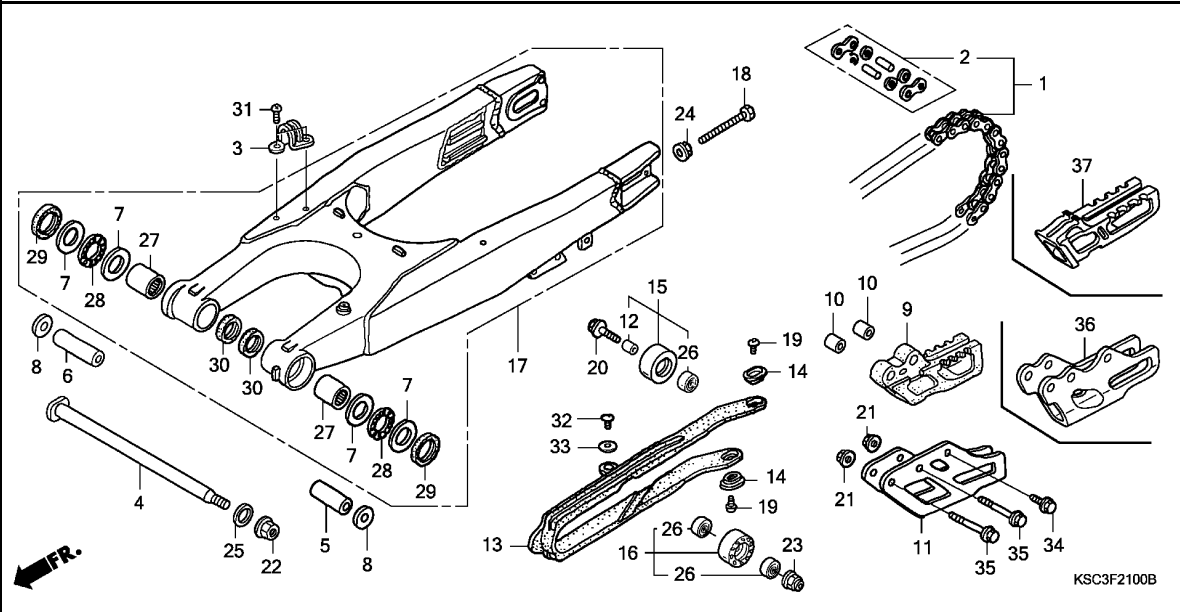
H16



Ref. No.	L.O.N.	(Relative ref. Number) Description	F.R.T.
1	410181	BRACKET, SIDE STAND	0.2
3	410180	BAR, SIDE STAND	0.2
4	410182	SPRING, SIDE STAND	0.1

3

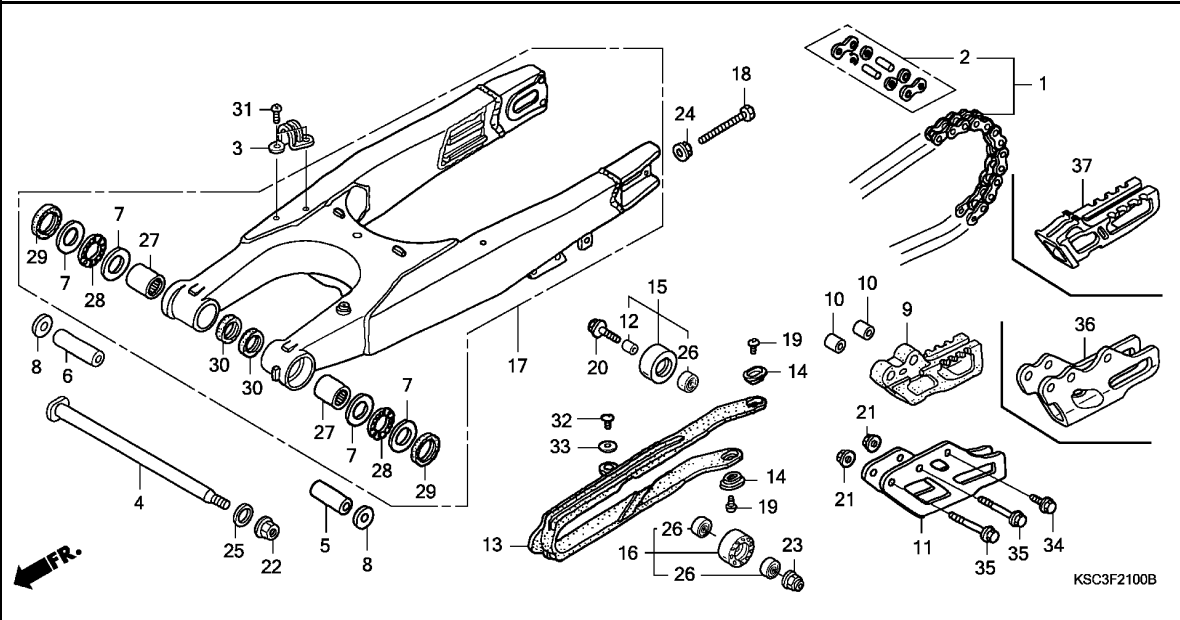
Ref. No.	Part No.	Description	Reqd. QTY					Serial No.	Parts catalogue code
			4	5	6	7	8		
1	50125-KSC-000	BRACKET, SIDE STAND	1	1	1	1	1		
2	50500-KA3-820	STAND COMP., MAIN	(1)	(1)	(1)	(1)	(1)		
3	50530-KSC-000	BAR, SIDE STAND	1	1	1	1	1		
4	50540-KSC-000	SPRING ASSY., SIDE STAND	1	1	1	1	1		
5	90101-KZ3-J50	BOLT, FLANGE, 8X24	1	1	1	1	1		
6	90108-MJ0-000	BOLT, SIDE STAND PIVOT	1	1	1	1	1		
7	90122-MEN-670	BOLT, 10X24	1	1	1	1	1		
8	90304-GE8-003	NUT, U, 10MM	1	1	1	1	1		



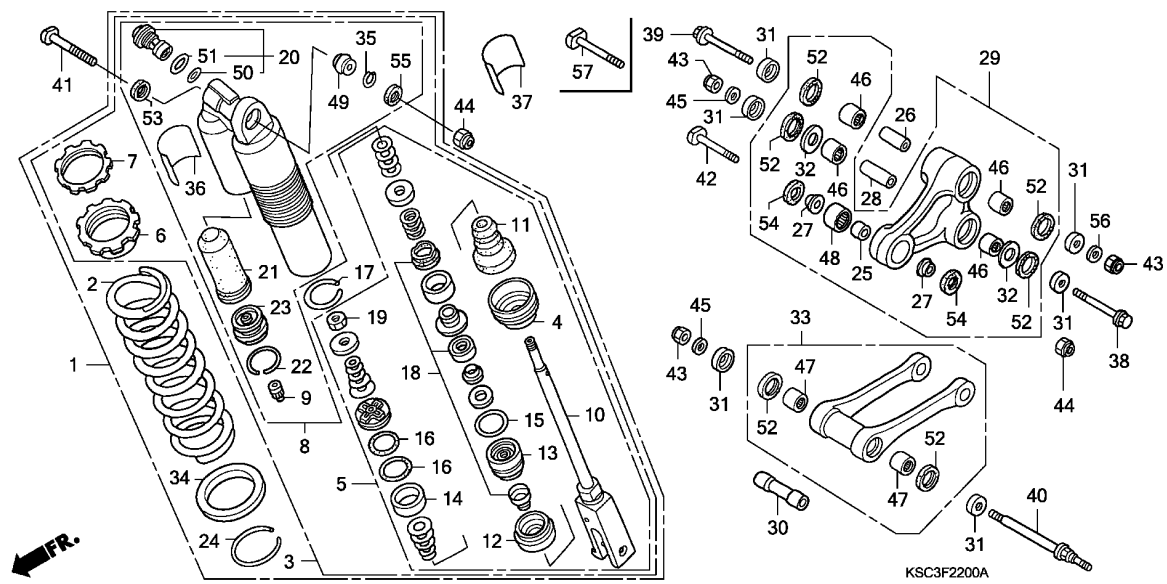
Ref. No.	L.O.N.	(Relative ref. Number) Description	F.R.T.
1	213165	CHAIN, DRIVE	0.5
5	5121B1	COLLAR, SWINGARM PIVOT :LEFT .	0.8
	5121G8	COLLAR, SWINGARM PIVOT :BOTH .	0.8
6	5121B2	COLLAR, SWINGARM PIVOT :RIGHT	0.8
	5121G8	COLLAR, SWINGARM PIVOT :BOTH .	0.8
9		(11,36,37)	
	4101E2	GUIDE, DRIVE CHAIN	0.1
13	4101E5	SLIDER, CHAIN	0.3
15	4101E4	ROLLER, CHAIN TENSIONER	0.1
16	4101E3	ROLLER, CHAIN LOWER	0.1
17	5121B0	SWINGARM ASSEMBLY	1.1
27	5121C8	BEARING, SWINGARM PIVOT :LEFT	1.1
	5121C9	BEARING, SWINGARM PIVOT :RIGHT	1.1
	5121D0	BEARING, SWINGARM PIVOT :BOTH	1.2

Ref. No.	Part No.	Description	Reqd. QTY				Serial No.	Parts catalogue code
			4	5	6	7		
1	06405-KSC-003	CHAIN SET, DRIVE (DID520MXV-120L) (STANDARD LINK 116L)	1	1	1	1	1	
2	40545-KSC-003	JOINT, DRIVE CHAIN	1	1	1	1	1	
3	43468-KZ3-B00	GUIDE, RR. BRAKE HOSE	1	1	1	1	1	
4	52101-KZ4-J40	SHAFT, SWINGARM PIVOT	1	1	1	1	1	
5	52141-KZ3-J40	COLLAR, SWINGARM, 49MM	1	1	1	1	1	
6	52141-KZ4-J40	COLLAR, SWINGARM PIVOT (59MM)	1	1	1	1	1	
7	52143-KZ3-860	WASHER, SWINGARM SIDE	4	4	4	4	4	
8	52143-KZ4-J40	COLLAR, SWINGARM PIVOT SIDE .	2	2	2	2	2	
9	52146-MEN-000	GUIDE, CHAIN	1	1	-	-	-	
	52146-KRN-711	-	-	1	-	-	
10	52148-MEN-000	COLLAR, CHAIN GUIDE	2	2	2	-	-	
11	52156-ML3-910	PLATE, CHAIN GUIDE	1	1	-	-	-	
12	52160-MEN-000	COLLAR, CHAIN TENSIONER	1	1	1	1	1	
13	52170-MEB-750	SLIDER, CHAIN	1	1	-	-	-	
	52170-KRN-710	-	-	1	1	1	
14	52171-KR6-000	WASHER, CHAIN SLIDER	2	2	2	2	2	
15	52175-KSK-000	ROLLER, CHAIN (32)	1	1	1	1	1	
16	52176-KZ3-J40	ROLLER COMP., CHAIN LOWER ...	1	1	-	-	-	
	52176-KRN-710	ROLLER COMP., CHAIN LOWER (34MM)	-	-	1	1	1	
17	52200-KSR-J00	SWINGARM SUB ASSY., RR.	1	1	-	-	-	
	52200-KSC-A00	-	-	1	-	-	
	52200-KRN-J00	-	-	-	1	-	
	52200-KRN-A10	-	-	-	-	1	





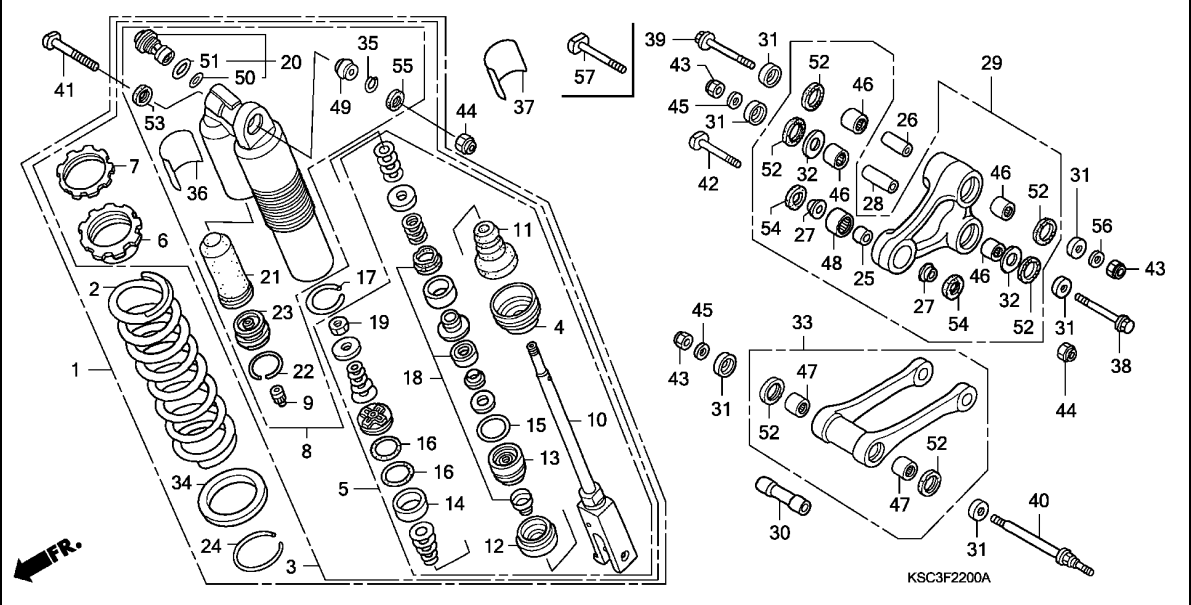
Ref. No.	Part No.	Description	Reqd. QTY					Serial No.	Parts catalogue code
			4	5	6	7	8		
18	90105-MEN-000	BOLT, HEX., 8X47.5	2	2	2	2	2		
19	90115-KV3-700	SCREW, PAN, 5X8	2	2	2	2	2		
20	90124-MEB-770	BOLT, FLANGE, 8X32	1	1	1	1	1		
21	90301-473-003	NUT, U, 6MM	2	2	2	2	2		
22	90305-KZ3-B01	NUT, U, HEX. 14MM	1	1	1	1	1		
23	90309-ML3-791	NUT, U, 8MM	1	1	-	-	-		
	90301-473-003	NUT, U, 6MM	-	-	1	1	1		
24	90309-357-000	NUT, HEX., 8MM	2	2	2	2	2		
25	90501-GBL-730	WASHER, 14MM	1	1	1	1	1		
26	91011-GCT-003	BEARING, RADIAL BALL, 608UU	3	3	3	3	3		
27	91071-MJ0-003	BEARING, NEEDLE, 22X29X30 (NTN)	2	2	2	2	2		
28	91072-KZ3-861	BEARING, NEEDLE THRUST	2	2	2	2	2		
29	91253-KZ3-861	DUST SEAL, 30X37X4	2	2	2	2	2		
30	91283-ML7-003	DUST SEAL, 22X29X4 (ARAI)	2	2	2	2	2		
31	93500-05008-0A	SCREW, PAN, 5X8	2	2	2	2	2		
32	93500-05008-0G	SCREW, PAN, 5X8	1	1	1	1	1		
33	94103-05700	WASHER, PLAIN, 5MM	1	1	1	1	1		
34	96001-06012-00	BOLT, FLANGE, 6X12	1	1	1	1	1		
35	96001-06050-00	BOLT, FLANGE, 6X50	2	2	2	-	-		
	96001-06045-00	BOLT, FLANGE, 6X45	-	-	-	2	2		
36	52147-KRN-710	PLATE, CHAIN GUIDE	-	-	1	-	-		
	52147-MEN-J00	-	-	-	1	1		
37	52146-MEN-J00	GUIDE, CHAIN	-	-	-	1	1		



Ref. No.	L.O.N.	(Relative ref. Number) Description	F.R.T.
1	512115	CUSHION ASSY., REAR	0.5
2	5121B9	SPRING, REAR CUSHION	0.7
3	5121D2	DAMPER, REAR	0.8
5	5121H0	ROD ASSY., REAR DAMPER	1.1
8	5121D9	CASE, DAMPER	1.1
10	5121E1	ROD, REAR DAMPER	1.3
13		(4,11,12,14,15,16,18,19)	
	5121H1	CASE, ROD GUIDE	1.3
20	5121D8	ADJUSTER, COMPRESSION DAMPING FORCE	0.9
21		(23)	
	5121E0	BLADDER	0.9
29		(26,28)	
	512140	ARM, CUSHION	0.5
33		(30)	
	512145	ROD, CUSHION CONNECTING	0.3
46		(48)	
	512146	BEARING, CUSHION ARM	0.7
	5121D3	BEARING, CUSHION ARM :FOR 1 VEHICLE	1.1
47	5121D4	BEARING, CUSHION CONNECTING ROD	0.5
	5121D4A	.Replace 1 bearing add	0.1
49	5121D1	BEARING, REAR CUSHION	0.7

Ref. No.	Part No.	Description	Reqd. QTY					Serial No.	Parts catalogue code
			4	5	6	7	8		
1	52400-KSC-003	CUSHION ASSY., RR.	1	1	-	-	-		
	52400-KSC-A01	-	-	1	-	-		
	52400-KSC-A11	-	-	-	1	1		
2	52401-KSC-003	SPRING, RR. CUSHION (SHOWA) (47.1N/MM,4.8KGF/MM)	1	1	1	1	1		
	52401-KZ3-J41	SPRING, RR. CUSHION (SHOWA) (49N/MM,5.0KGF/MM)	(1)	(1)	(1)	(1)	(1)		
	52402-KZ3-J21	SPRING, RR. CUSHION (SHOWA) (44.6N/MM,4.55KGF/MM)	(1)	(1)	(1)	(1)	(1)		
	52403-KZ3-J41	SPRING, RR. CUSHION (SHOWA) (51.0N/MM,5.2KGF/MM)	(1)	(1)	(1)	(1)	(1)		
3	52410-KSC-003	DAMPER COMP., RR.	1	1	-	-	-		
	52410-KSC-A01	-	-	1	1	1		
4	52419-KZ3-J21	STOPPER, SPRING SEAT	1	1	1	1	1		
5	52421-KSC-003	ROD COMP., PISTON	1	1	-	-	-		
	52421-KSC-A01	-	-	1	1	1		
6	52422-KZ3-J31	ADJUSTER, SPRING	1	1	1	1	1		
7	52423-KZ3-J21	NUT, ADJUSTER	1	1	1	1	1		
8	52425-KRN-671	CASE COMP., DAMPER	1	1	-	-	-		
	52425-MEY-671	-	-	1	1	1		
9	52425-381-771	CAP, AIR VALVE	1	1	1	1	1		
10	52426-KSC-003	ROD COMP.	1	1	-	-	-		
	52426-KSC-A01	-	-	1	1	1		
11	52427-KZ3-891	RUBBER, STOPPER	1	1	1	1	1		
12	52428-KZ3-J31	PLATE, END	1	1	-	-	-		
	52428-KRN-711	-	-	1	1	1		
13	52429-KSC-003	CASE COMP., ROD GUIDE	1	1	-	-	-		





Ref. No.	Part No.	Description	Reqd. QTY				Serial No.	Parts catalogue code
			4	5	6	7		
13)	52429-KZ3-J41	CASE COMP., ROD GUIDE	-	-	1	1	1	
14	52431-KZ3-J31	RING, PISTON	1	1	1	1	1	
15	52434-KZ3-J21	O-RING, 3.5X43.7	1	1	1	1	1	
16	52434-KZ3-J31	O-RING, 42.5X2.0	2	2	2	2	2	
17	52435-KZ3-J21	RING, STOPPER	1	1	1	1	1	
18	52436-KSC-003	OIL SEAL SET	1	1	-	-	-	
	52436-MEN-671	-	-	1	1	1	
19	52438-KA4-741	NUT, HEX., 12MM	1	1	1	1	1	
20	52440-MEN-671	ADJUSTER, COMPRESSION DAMPING FORCE	1	1	1	1	1	
21	52451-KZ3-891	BLADDER	1	1	1	1	1	
22	52452-KS7-831	RING, STOPPER	1	1	1	1	1	
23	52453-KS7-831	CAP COMP., CHAMBER	1	1	-	-	-	
	52453-KRN-711	-	-	1	1	1	
24	52455-KZ3-J21	RING, STOPPER	1	1	1	1	1	
25	52463-KZ4-B00	COLLAR D, CUSHION	1	1	-	-	-	
	52464-KRN-710	COLLAR D, CUSHION ARM	-	-	1	1	1	
26	52463-KZ4-J40	COLLAR C, CUSHION ARM	1	1	1	1	1	
27	52464-KZ4-B00	COLLAR D, CUSHION SIDE	2	2	-	-	-	
	52466-KRN-710	COLLAR D, CUSHION ARM SIDE ..	-	-	2	2	2	
28	52464-KZ4-J20	COLLAR B, CUSHION	1	1	1	1	1	
29	52465-KSC-000	ARM SUB ASSY., CUSHION	1	1	-	-	-	
	52465-KSR-710	-	-	1	1	1	
30	52473-KZ4-J20	COLLAR A, CONNECTING ROD	1	1	1	1	1	
31	52475-KZ4-J20	COLLAR, LINK SIDE	6	6	6	6	6	

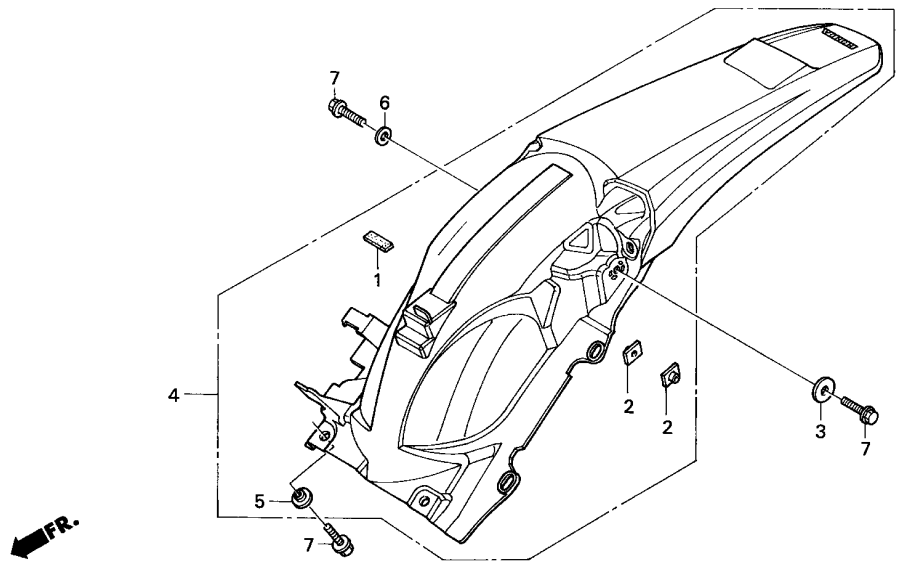
Ref. No.	Part No.	Description	Reqd. QTY					Serial No.	Parts catalogue code
			4	5	6	7	8		
32	52476-KZ4-J20	WASHER, THRUST	2	2	2	2	2		
33	52479-KZ4-J40	ROD SUB ASSY., CUSHION CONNECTING	1	1	-	-	-		
	52479-KSR-710	-	-	1	-	-		
	52479-KSC-A10	-	-	-	1	1		
34	52486-KZ3-J21	SEAT, SPRING	1	1	1	1	1		
35	52487-KA4-831	RING, STOPPER	1	1	1	1	1		
36	87516-KZ1-600	LABEL, RR. DAMPER WARNING ...	1	1	1	1	1		
37	87516-KZ1-881	LABEL, RR. DAMPER WARNING (FRENCH)	1	1	-	1	1	----- ED,ED/A,ED/B	
			-	-	1	-	-		
38	90130-KZ4-J20	BOLT, LINK, 12X96	1	1	1	-	-		
	90131-MEN-840	BOLT, LINK, 12X92	-	-	-	1	1		
39	90130-KZ4-J40	BOLT, LINK, 12X81.5	1	1	1	-	-		
40	90131-KZ4-J40	BOLT, LINK, 12X120	1	1	-	-	-		
	90131-MEY-000	-	-	1	1	1		
41	90152-MEB-750	BOLT, CUSHION UPPER, 10X53 ..	1	1	1	1	1		
42	90153-KZ4-710	BOLT, CUSHION LOWER, 10X43.5	1	1	1	1	1		
43	90306-KBP-901	NUT, U, 12MM	3	3	3	3	3		
44	90306-KZ4-711	NUT, U, 10MM	2	2	2	2	2		
45	90501-KZ4-J40	WASHER, PLAIN, 12MM	2	2	-	-	-		
	90501-KRN-710	-	-	2	2	2		
46	91051-KSC-003	BEARING, NEEDLE, 20X26X15 ...	4	4	4	4	4		
47	91053-KZ4-J21	BEARING, NEEDLE, 20X26X14 ...	2	2	2	-	-		
	91051-KSC-003	BEARING, NEEDLE, 20X26X15 ...	-	-	-	2	2		
48	91074-KZ4-B01	BEARING, NEEDLE, 19X26X15 ...	1	1	-	-	-		
	91074-KRN-711	BEARING, NEEDLE, 19X26X13 ...	-	-	1	1	1		
49	91074-MAC-741	BEARING, SPHERICAL, 10	1	1	1	1	1		
50	91256-KZ3-731	O-RING, 21.5X1.5	1	1	1	1	1		
51	91257-KZ3-891	O-RING, 26.2X1.9	1	1	1	1	1		
52	91262-KZ3-731	DUST SEAL, 25X32X4	6	6	6	6	6		
53	91351-KZ3-731	DUST SEAL, RR. CUSHION PIVOT	1	1	1	1	1		
54	91351-KZ4-B01	DUST SEAL, 17X26X3	2	2	-	-	-		
	91351-KRN-711	DUST SEAL, 17.5X26X3	-	-	2	2	2		
55	91351-MAC-671	DUST SEAL, 16X26X3	1	1	1	1	1		
56	90501-KZ4-J40	WASHER, PLAIN, 12MM	1	1	1	1	1		
57	90130-MEN-840	BOLT, LINK, 12X82	-	-	-	1	1		



F-23

REAR FENDER

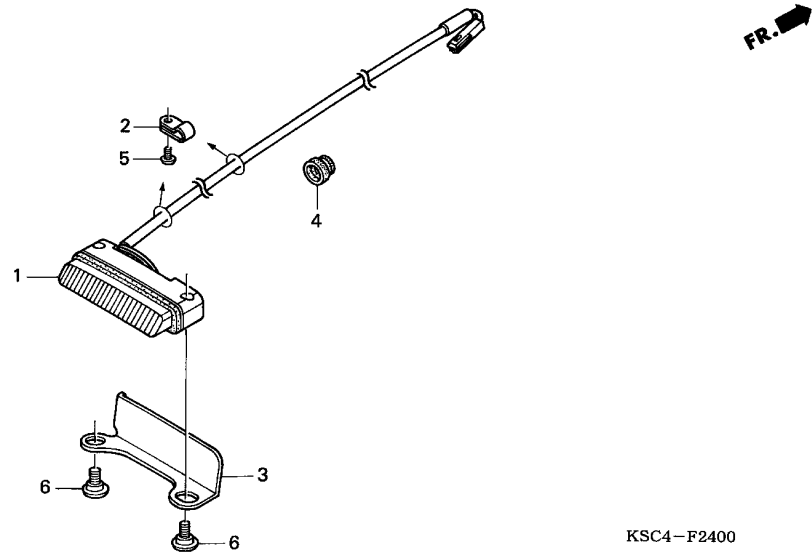
16



Ref. No.	L.O.N. (Relative ref. Number)	Description	F.R.T.
4	413102	FENDER, REAR	0.5

3

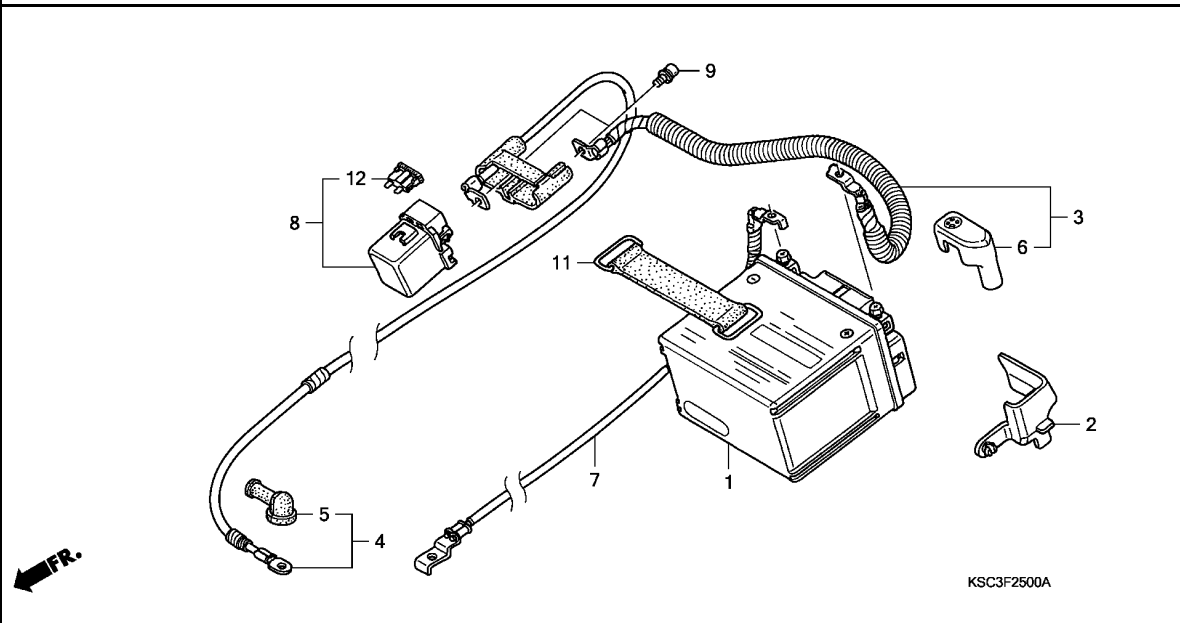
Ref. No.	Part No.	Description	Reqd. QTY					Serial No.	Parts catalogue code
			4	5	6	7	8		
1	50283-KSC-300	RUBBER, BATTERY	1	1	1	1	1		
2	61304-958-003	NUT, SPECIAL, 6X7	2	2	2	2	2		
3	77302-124-000	WASHER, SEAT MOUNTING	1	1	1	1	1		
4	80101-KSC-000ZB	FENDER SET, RR. *TYPE1*(WL) ..	1	1	1	1	1		
5	90503-KRN-000	COLLAR, RR. FENDER	2	2	2	2	2		
6	94101-06800	WASHER, PLAIN, 6MM	1	1	1	-	-		
7	96001-06016-00	BOLT, FLANGE, 6X16	4	4	4	4	4		



Ref. No.	L.O.N.	(Relative ref. Number) Description	F.R.T.
1	(3)		
6161D5		TAILLIGHT UNIT	0.2

Ref. No.	Part No.	Description	Reqd. QTY					Serial No.	Parts catalogue code
			4	5	6	7	8		
1	33701-KSC-671	TAILLIGHT UNIT	1	1	-	-	-		
	33701-KSC-A00	-	-	1	1	1		
2	37215-KAF-008	CLAMP	2	2	2	2	2		
3	80130-KSC-000	STAY, TAILLIGHT	1	1	1	1	1		
4	83501-MG7-000	GROMMET, SIDE COVER	1	1	-	-	-		
5	90102-SP1-003	SCREW, TAPPING, 4X8(P0)	2	2	2	2	2		
6	90380-KSC-000	SCREW, SPECIAL, 5X9.5	2	2	2	2	2		

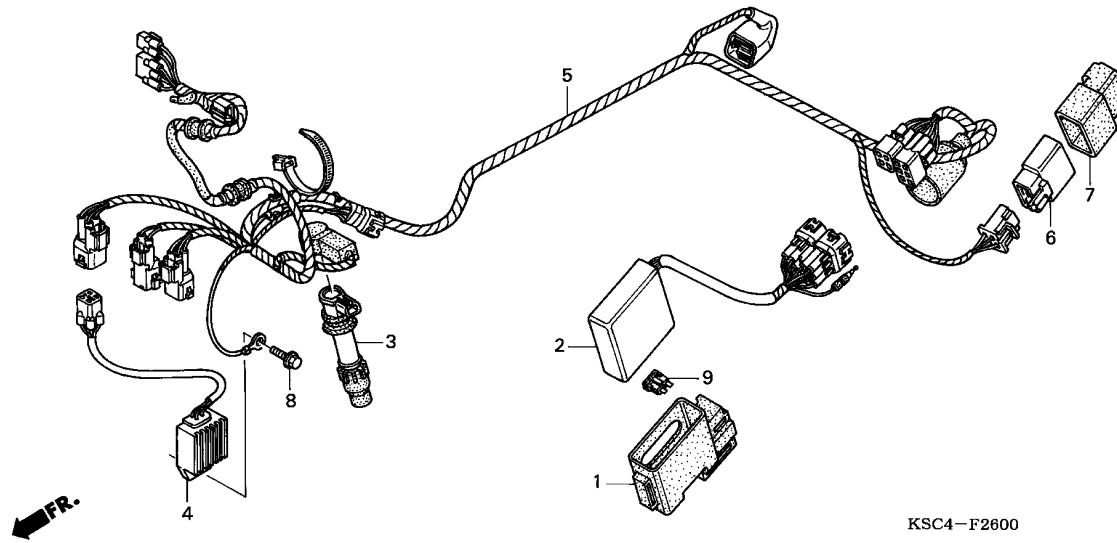




Ref. No.	L.O.N.	(Relative ref. Number) Description	F.R.T.
1	610100	BATTERY	0.2
3	610105	CABLE, POSITIVE BATTERY	0.2
4	612115	CABLE, STARTER MOTOR	0.3
7	610110	CABLE, NEGATIVE BATTERY	0.3
8	615113	SWITCH, STARTER MAGNETIC	0.4

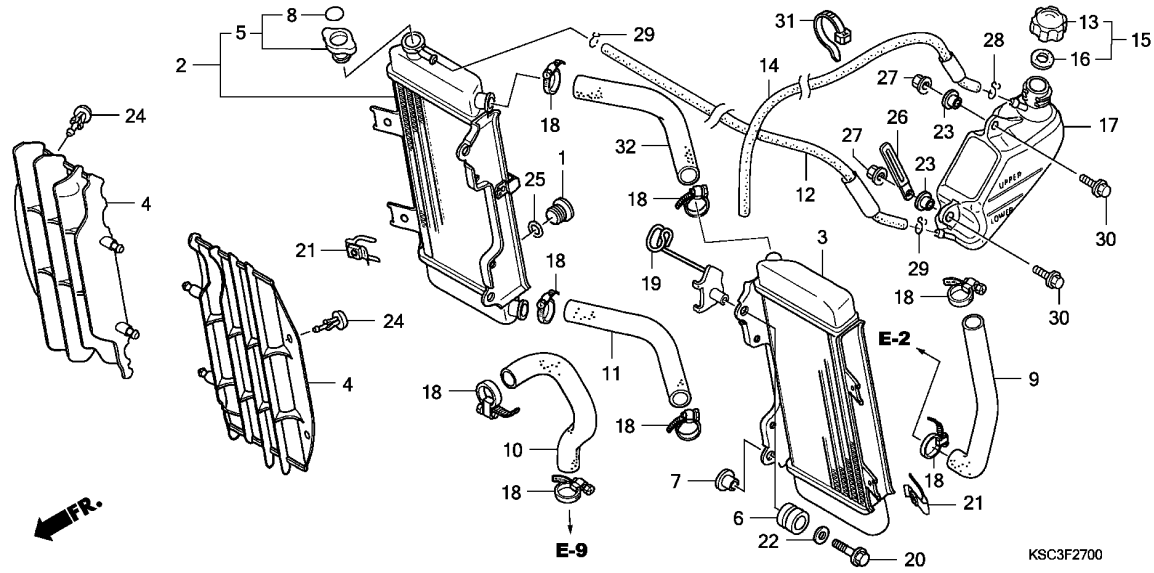
3

Ref. No.	Part No.	Description	Reqd. QTY					Serial No.	Parts catalogue code
			4	5	6	7	8		
1	31500-KY4-905	BATTERY (YTX5L-BS) (YUASA) ...	1	1	1	1	1		
2	31505-KSC-000	COVER, BATTERY TERMINAL	1	1	1	1	1		
3	32401-KSC-670	CABLE, STARTER MAGNETIC							
		BATTERY	1	1	1	-	-		
	32401-KSC-A10	-	-	-	1	1		
4	32410-KSC-670	CABLE, STARTER MOTOR	1	1	1	-	-		
	32410-KSC-A10	-	-	-	1	1		
5	32411-253-000	COVER, STARTER MOTOR TERMINAL	1	1	1	1	1		
6	32414-MCF-000	COVER, BATTERY TERMINAL	1	1	1	1	1		
7	32601-KSC-670	CABLE, BATTERY EARTH	1	1	1	-	-		
	32601-KSC-A10	-	-	-	1	1		
8	35850-KK6-740	SWITCH ASSY., STARTER MAGNETIC	1	1	1	1	1		
9	90111-MR5-000	BOLT, SOCKET, 5X9	2	2	2	2	2		
11	95012-13001	BAND B2, BATTERY	1	1	1	1	1		
12	98200-31500	FUSE, BLADE (15A)	1	1	1	1	1		



Ref. No.	L.O.N.	(Relative ref. Number) Description	F.R.T.
2	6141A1	IGNITION CONTROL MODULE	0.5
3	6141B8	COIL, DIRECT IGNITION	0.5
4	6131B2	RECTIFIER, REGULATE	0.5
5	611100	HARNESS, WIRE	0.7
6	611155	RELAY, MAIN	0.3

Ref. No.	Part No.	Description	Reqd. QTY					Serial No.	Parts catalogue code
			4	5	6	7	8		
1	30401-KSC-000	CUSHION, C.D.I. UNIT	1	1	1	1	1		
2	30410-KSC-671	C.D.I. UNIT	1	1	-	-	-		
	30410-KSC-A01	-	-	1	-	-		
	30410-KSC-D11	-	-	-	1	-		
	30410-KSC-D21	-	-	-	-	1		
3	30700-KRN-670	CAP ASSY., NOISE SUPPRESSOR ..	1	1	1	1	1		
4	31600-KSC-671	RECTIFIER COMP., REGULATOR ..	1	1	1	1	1		
5	32100-KSC-671	HARNESS, WIRE	1	1	-	-	-		
	32100-KSC-A00	-	-	1	-	-		
	32100-KSC-A10	-	-	-	1	-		
	32100-KSC-A20	-	-	-	-	1		
6	38501-GAM-007	RELAY COMP., STARTER (MATSUSHITA)	1	1	-	-	-		
7	38506-MY2-691	SUSPENSION, STARTER RELAY (MATSUSHITA)	1	1	-	-	-		
8	96001-06016-00	BOLT, FLANGE, 6X16	1	1	1	1	1		
9	98200-31500	FUSE, BLADE (15A)	1	1	1	1	1		



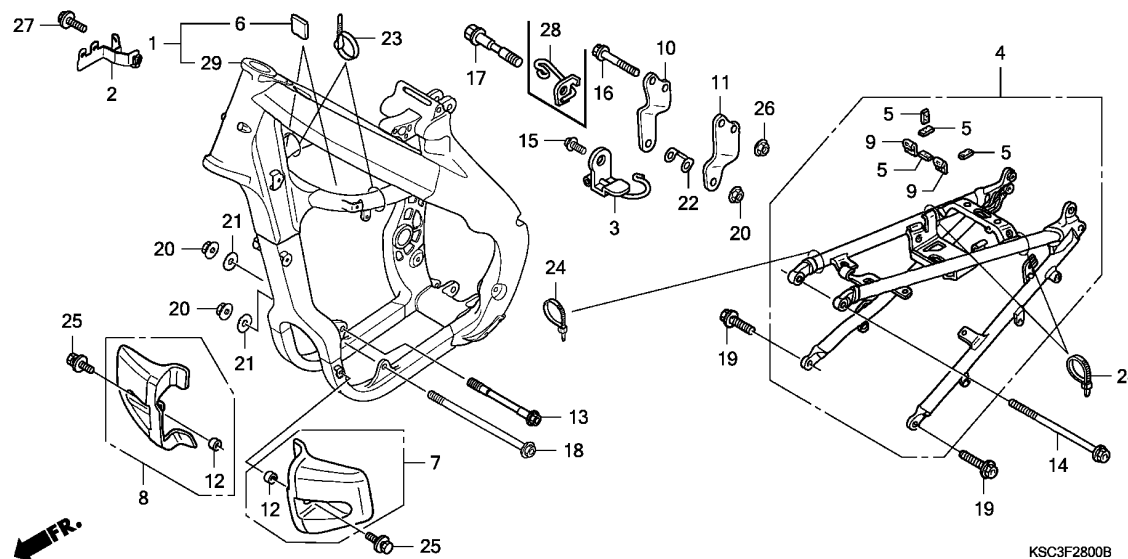
Ref. No.	L.O.N.	(Relative ref. Number) Description	F.R.T.
2	115102	RADIATOR :RIGHT	0.6
	1151A2	RADIATOR :BOTH	0.8
3	115101	RADIATOR :LEFT	0.6
	1151A2	RADIATOR :BOTH	0.8
4	1151B2	GRILLE, RADIATOR :LEFT	0.1
	1151B3	GRILLE, RADIATOR :RIGHT	0.1
	1151G3	GRILLE, RADIATOR :BOTH	0.1
5	1151B8	CAP, RADIATOR	0.1
9	114130	HOSE A, WATER	0.4
10	114131	HOSE B, WATER	0.4
11	1151H6	HOSE, CROSS WATER	0.4
17	115110	TANK, RADIATOR RESERVE	0.3
32	1151J7	HOSE, CROSS WATER :UPPER	0.5

3

Ref. No.	Part No.	Description	Reqd. QTY					Serial No.	Parts catalogue code
			4	5	6	7	8		
1	12206-881-310	BOLT, SEALING, 16MM	1	1	1	1	1		
2	19010-KSC-640	RADIATOR, R.	1	-	-	-	-		
	19010-KSC-003	-	1	-	-	-	-----	DK
	19010-KSC-641	-	1	-	-	-	-----	ED
	19010-KSC-A11	-	-	-	1	1		
3	19015-KRN-003	RADIATOR, L.	1	-	-	-	-		
	19015-KRN-731	-	1	-	-	-	-----	DK
	19015-KSC-A11	-	1	-	-	-	5K110001	ED
	19015-KRN-000	-	1	-	-	-	5K110002	ED
	19015-KSC-A11	-	-	-	1	1		
4	19033-KRN-000	GRILLE, RADIATOR	2	-	-	-	-		
	19033-KRN-010	-	2	-	-	-	-----	DK
	19033-KRN-000	-	2	-	-	-	5K110001	ED
	19033-KRN-010	-	2	-	-	-	5K110002	ED
5	19037-KRN-640	CAP COMP., RADIATOR	1	-	-	-	-		
	19037-KRN-003	-	1	-	-	-	-----	DK
	19037-KRN-641	-	1	-	-	-	-----	ED
	19037-KRN-641	-	-	1	1	1		
6	19051-KRN-000	RUBBER, RADIATOR MOUNTING	4	4	4	4	4		
7	19052-MAC-680	COLLAR, RADIATOR MOUNTING	3	3	3	3	3		
8	19055-KRN-640	SEAL, RADIATOR CAP	1	-	-	-	-		
	19055-KRN-003	(ENGLISH/FRENCH/JAPANESE) SEAL, RADIATOR CAP (ENGLISH)	-	1	-	-	-	-----	DK

Ref. No.	Part No.	Description	Reqd. QTY					Serial No.	Parts catalogue code
			4	5	6	7	8		
(8)	19055-KRN-641	SEAL, RADIATOR CAP (ENGLISH/FRENCH/JAPANESE)	-	1	-	-	-	-----	----- ED
9	19061-KRN-000	HOSE A, WATER	1	1	1	1	1		
10	19062-KRN-000	HOSE B, WATER	1	1	1	1	1		
11	19064-KRN-000	HOSE D, WATER	1	1	1	1	1		
12	19104-KSC-000	TUBE, RADIATOR BREATHER	1	1	1	1	1		
13	19104-ME9-000	CAP, RESERVE TANK	1	1	1	1	1		
14	19105-KSC-000	TUBE, RADIATOR DRAIN	1	1	1	-	-		
	19105-KSC-A10	TUBE, RESERVE TANK DRAIN	-	-	-	1	1		
15	19105-MG8-000	CAP ASSY., RESERVE TANK	1	1	1	1	1		
16	19107-MG8-000	PACKING, RESERVE TANK	1	1	1	1	1		
17	19110-KSC-000	TANK, RADIATOR RESERVE	1	1	1	1	1		
18	19506-KS6-700	CLAMP B, WATER HOSE	8	8	8	8	8		
19	50129-KSC-000	GUIDE, MAIN HARNESS	1	1	-	-	-		
	50129-MEY-A10	-	-	1	-	-	-----	----- ED,ED/A
			-	-	-	1	1	-----	----- ED/B
20	90001-GB4-000	BOLT, FLANGE, 6X23.5	4	4	4	4	4		
21	90303-KRN-000	NUT, CLIP, 6MM	2	2	2	2	2		
22	90403-KA3-830	WASHER, RADIATOR MOUNTING	4	4	4	4	4		
23	90522-170-700	COLLAR, GEARSHIFT LEVER SETTING	2	2	2	2	2		
24	90601-KSC-003	CLIP, GRILLE	2	2	2	-	-		
25	91307-611-000	O-RING, 13.5X1.4	1	1	1	1	1		
26	91406-166-000	CLIP, WIRE	1	1	1	1	1		
27	94050-06000	NUT, FLANGE, 6MM	2	2	2	2	2		
28	95002-02080	CLIP, TUBE (B8)	1	1	1	1	1		
29	95002-02100	CLIP, TUBE (B10)	2	2	2	2	2		
30	96001-06016-00	BOLT, FLANGE, 6X16	2	2	2	2	2		
31	90652-KT1-771	BAND, WIRE (BLACK)	1	1	1	1	1		
32	19064-KSC-000	HOSE D, WATER UPPER	1	1	1	1	1		

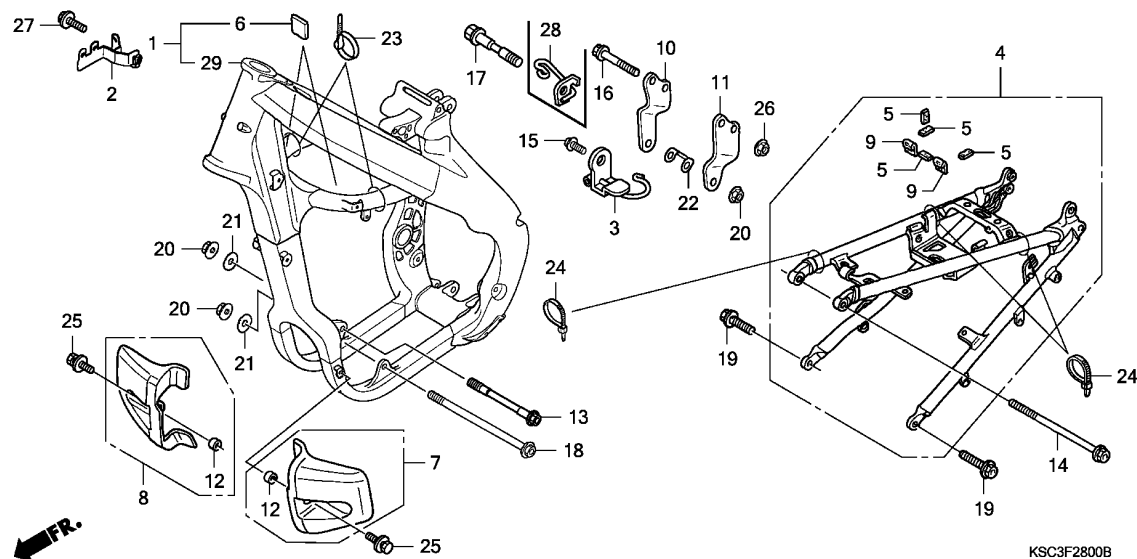




Ref. No.	L.O.N.	(Relative ref. Number) Description	F.R.T.
1	410100	BODY, FRAMEINCLUDES: Engine removal and installation	4.8
4	4101A5	FRAME :REAR	0.8
7	4101F5	GUARD, ENGINE :LEFT	0.1
	4101F9	GUARD, ENGINE :BOTH	0.1
8	4101F6	GUARD, ENGINE :RIGHT	0.1
	4101F9	GUARD, ENGINE :BOTH	0.1

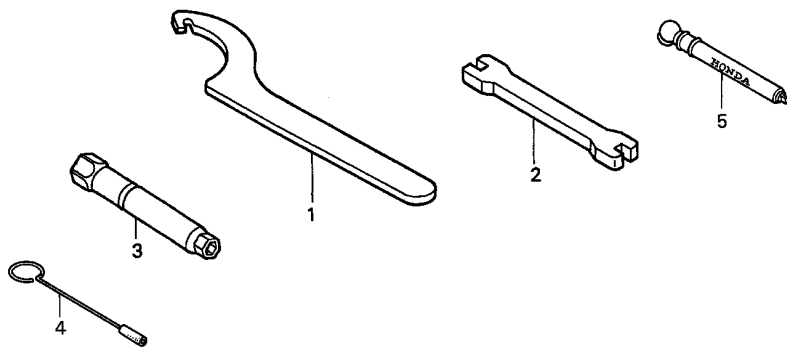
3

Ref. No.	Part No.	Description	Reqd. QTY				Serial No.	Parts catalogue code
			4	5	6	7		
1	50010-KSC-000	BODY SET, FRAME	1	-	-	-	-	
	50010-KSC-730	-	1	-	-	-	
	50010-KSC-731	-	-	1	-	-	
	50010-KSC-A10	-	-	-	1	-	
2	50126-KRN-000	STAY, COUPLER	1	1	1	1	1	
3	50197-KRN-000	CLIP, FUEL TUBE	1	1	1	1	1	
4	50200-KSC-010	BODY COMP., RR. FRAME	1	-	-	-	-	
	50200-KSC-730	-	1	1	1	1	
5	50283-KSC-300	RUBBER, BATTERY	4	4	4	4	4	
6	50283-MR7-300	RUBBER, SEAT RAIL	2	2	2	-	-	
	50283-MEN-A00	RUBBER, TANK GUARD	-	-	-	2	-	
7	50360-KRN-000	GUARD, L. ENGINE	1	1	1	1	-	
	50360-KRN-A10	-	-	-	-	1	
8	50370-KSC-000	GUARD, R. ENGINE	1	1	1	1	1	
9	50283-MR7-300	RUBBER, SEAT RAIL	2	2	2	2	2	
10	50407-KSC-000	BRACKET, R. HEAD HANGER	1	1	-	-	-	
	50407-KRN-730	-	-	1	1	1	
11	50408-KSC-000	BRACKET, L. HEAD HANGER	1	1	-	-	-	
	50408-KRN-730	-	-	1	1	1	
12	52156-353-300	COLLAR, 6X4	2	2	2	2	2	
13	90101-KSC-000	BOLT, FLANGE, 10X117	1	1	1	1	1	
14	90105-KRN-000	BOLT, FLANGE, 8X125	1	1	1	1	1	
15	90106-KRN-000	BOLT, FLANGE, 5X12	1	1	1	1	1	
16	90107-KRN-000	BOLT, FLANGE, 8X55	2	2	2	2	2	
17	90109-KSC-000	BOLT, FLANGE, 10X58	1	1	1	1	1	
18	90116-KW3-000	BOLT, FLANGE, 10X138	1	1	1	1	1	



Ref. No.	Part No.	Description	Reqd. QTY					Serial No.	Parts catalogue code
			4	5	6	7	8		
19	90122-KRN-000	BOLT, FLANGE, 10X26	2	2	2	2	2		
20	90302-KZ3-J40	NUT, FLANGE, 10MM	3	3	3	3	3		
21	90410-HC4-000	WASHER, 10MM	2	2	2	2	2		
22	90511-KRN-000	WASHER, HEAD HANGER PLATE ...	1	1	1	1	1		
23	90651-KV6-003	BAND, WIRE	2	2	2	2	2		
24	90652-KT1-771	BAND, WIRE (BLACK)	3	3	3	3	3		
25	93404-06014-00	BOLT-WASHER, 6X14	2	2	2	2	2		
26	94050-08000	NUT, FLANGE, 8MM	2	2	2	2	2		
27	96001-06016-00	BOLT, FLANGE, 6X16	1	1	1	-	-		
	90004-GHB-630	BOLT, FLANGE, 6X16(NSHF)	-	-	-	1	1		
28	50170-KSC-A20	GUIDE, CLUTCH CABLE	-	-	-	-	1		
29	50100-KSC-A10	BODY COMP., FRAME	-	-	-	-	1		





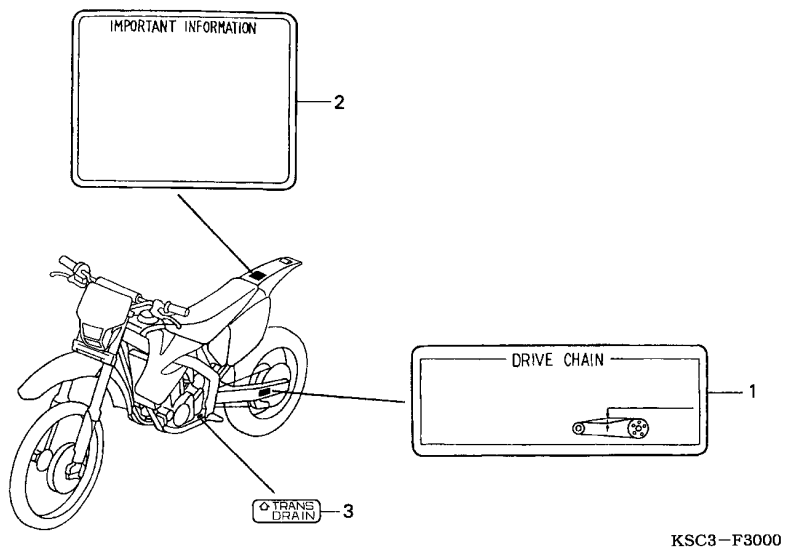
KRN4-F2400

Ref. L.O.N. (Relative ref. Number) F.R.T.
No. Description

NO INFORMATION

3

Ref. No.	Part No.	Description	Reqd. QTY					Serial No.	Parts catalogue code
			4	5	6	7	8		
1	89201-KS6-810	SPANNER A, PIN	(2)	(2)	(2)	(2)	(2)		
2	89212-KZ4-J40	WRENCH, NIPPLE	1	1	1	1	1		
3	89216-MEB-670	WRENCH, PLUG (16MM)	1	-	-	-	-	----- 4K000687 ED	
	89216-MY9-000	1	-	-	-	-	----- 4K050514 U	
			1	-	-	-	-	4K000688 ----- ED	
			-	1	1	1	1	4K050515 ----- U	
4	89217-KRN-000	TOOL, CARBURETOR MAINTENANCE	1	1	1	1	1		
5	89301-KA4-811	GAUGE, AIR PRESSURE	(1)	(1)	(1)	(1)	(1)		

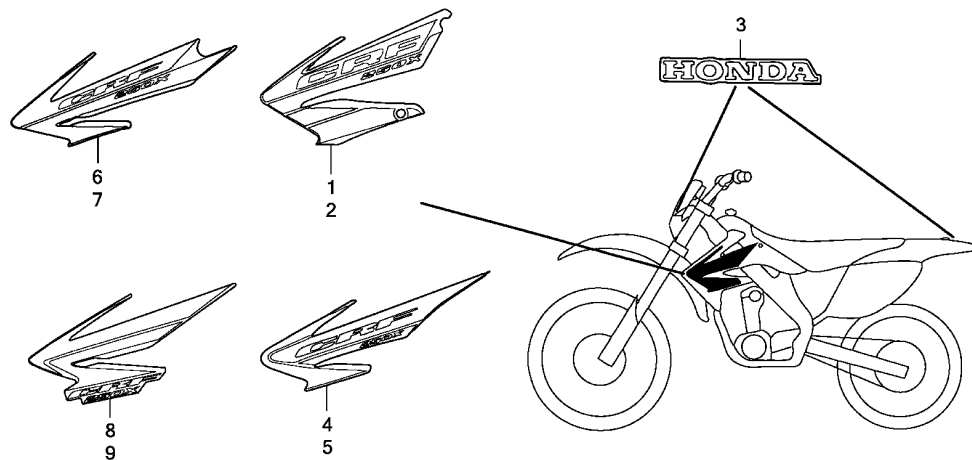


Ref. L.O.N. (Relative ref. Number) F.R.T.
No. Description

NO INFORMATION

Ref. No.	Part No.	Description	Reqd. QTY					Serial No.	Parts catalogue code
			4	5	6	7	8		
1	87507-KZ3-B10	LABEL, DRIVE CHAIN	1	1	1	1	1		
	87507-KZ3-B90	LABEL, DRIVE CHAIN (FRENCH) ..	1	1	-	1	1	-----	ED,ED/A,ED/B
2	87560-GBF-770	MARK, CAUTION	1	-	1	1	1		
	87560-KSC-000	-	1	-	-	-	-----	ED
	87560-ML3-970	MARK, CAUTION (FRENCH)	1	1	-	1	1	-----	DK
			-	-	1	-	-	-----	ED,ED/A,ED/B
3	87564-KRN-000	LABEL, TRANSMISSION DRAIN ...	1	1	1	1	-		





KSC3F3100B

Ref. L.O.N. (Relative ref. Number) F.R.T.
No. Description

NO INFORMATION

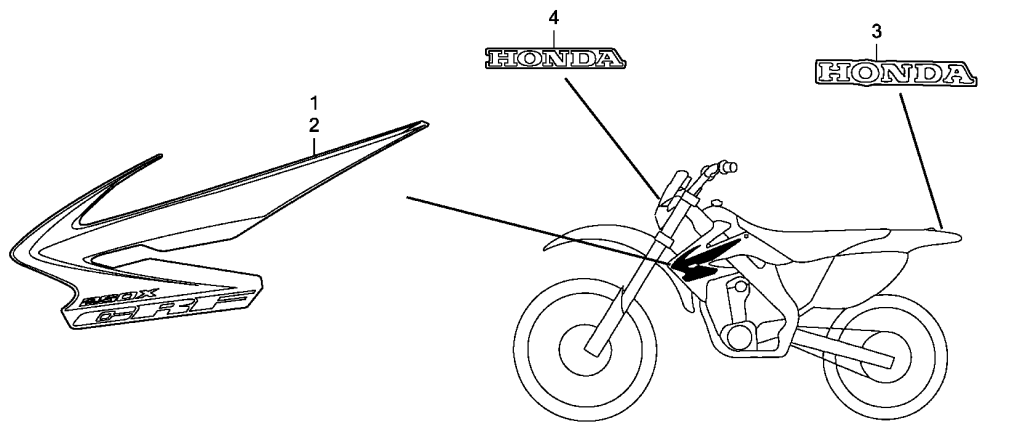
3

Ref. No.	Part No.	Description	Reqd. QTY					Serial No.	Parts catalogue code
			4	5	6	7	8		
1	87126-KSC-000ZA	MARK, R. RADIATOR SHROUD *TYPE1*	1	-	-	-	-		
2	87127-KSC-000ZA	MARK, L. RADIATOR SHROUD *TYPE1*	1	-	-	-	-		
3	87130-GEL-A00ZA	MARK *TYPE1*(HONDA)	2	2	2	2	-		
4	87126-KSC-730ZA	MARK, R. RADIATOR SHROUD *TYPE1*	-	1	-	-	-		
5	87127-KSC-730ZA	MARK, L. RADIATOR SHROUD *TYPE1*	-	1	-	-	-		
6	87126-KSC-A00ZA	MARK, R. RADIATOR SHROUD *TYPE1*	-	-	1	-	-		
7	87127-KSC-A00ZA	MARK, L. RADIATOR SHROUD *TYPE1*	-	-	1	-	-		
8	87126-KSC-A10ZA	MARK, R. RADIATOR SHROUD *TYPE1*	-	-	-	1	-		
9	87127-KSC-A10ZA	MARK, L. RADIATOR SHROUD *TYPE1*	-	-	-	1	-		

F-31-1

MARK (CRF250X8)

J 1



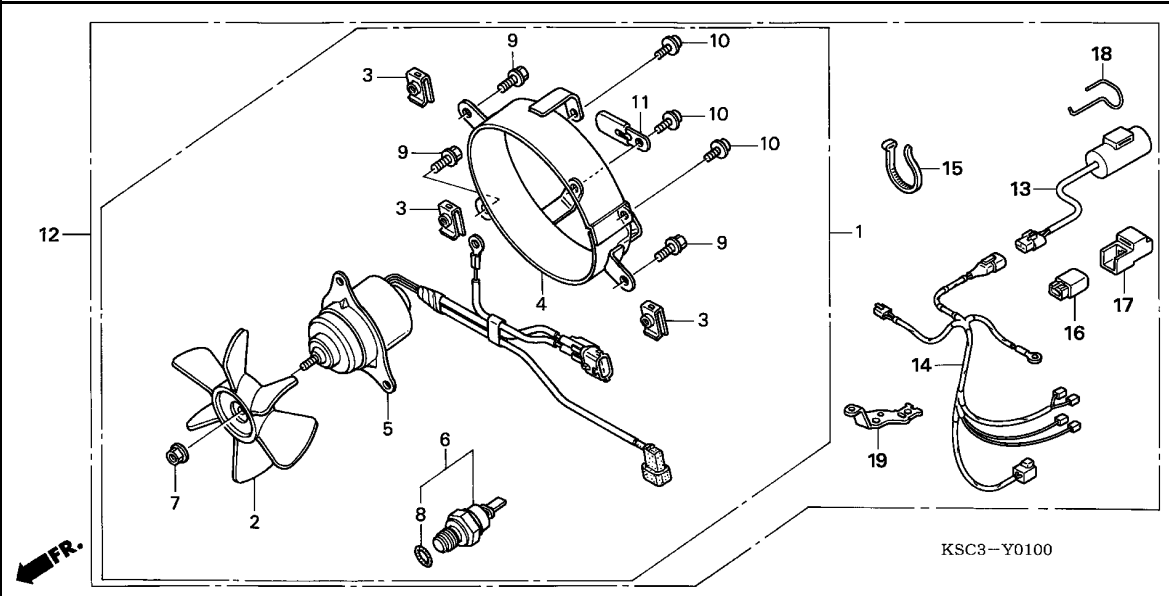
KSC3F3101

Ref. L.O.N. (Relative ref. Number) F.R.T.
No. Description

NO INFORMATION

Ref. No.	Part No.	Description	Reqd. QTY					Serial No.	Parts catalogue code
			4	5	6	7	8		
1	87126-KSC-A20ZA	MARK, R. RADIATOR SHROUD							
		TYPE1	-	-	-	-		1	
2	87127-KSC-A20ZA	MARK, L. RADIATOR SHROUD							
		TYPE1	-	-	-	-		1	
3	87130-GEL-A00ZA	MARK *TYPE1*(HONDA)	-	-	-	-		1	
4	87130-KCZ-640ZA	MARK *TYPE1*(HONDA)	-	-	-	-		1	

3



Ref. No.	L.O.N.	(Relative ref. Number) Description	F.R.T.
1	1151H7	COOLING FAN ASSEMBLY	0.5
2	1151A6	FAN, COOLING	0.2
4	115125	SHROUD, RADIATOR	0.2
5	1151A7	MOTOR, FAN	0.3
6	1151F4	SWITCH, FAN MOTOR	0.3
12	1151J8	COOLING FAN SET	0.9
13	6131C1	CONDENSER	0.2
14	6111L6	SUB HARNESS, OPTION COOLING FAN	0.6
16	611155	RELAY, MAIN	0.3



Ref. No.	Part No.	Description	Reqd. QTY					Serial No.	Parts catalogue code
			4	5	6	7	8		
1	19000-KSC-000	FAN SET, COOLING	1	1	-	-	-		
2	19009-KSC-671	FAN COMP., COOLING	1	-	1	1	-		
	19009-KSC-000	-	1	-	-	-	ED	
	19009-KSC-000	-	1	-	-	-	DK	
3	19014-KEA-003	NUT, SETTING	3	3	3	3	-		
4	19020-KSC-300	SHROUD COMP., FAN	1	1	1	1	-		
5	19030-KSC-671	MOTOR, COOLING FAN	1	-	1	1	-		
	19030-KSC-670	-	1	-	-	-	ED	
	19030-KSC-670	-	1	-	-	-	DK	
6	37760-MT2-003	SWITCH ASSY., THERMO	1	1	1	1	-		
7	90308-KM3-003	NUT, TOOTHED, 3MM	1	1	1	1	-		
8	91307-611-000	O-RING, 13.5X1.4	1	1	1	1	-		
9	93401-06012-08	BOLT-WASHER, 6X12	3	3	3	3	-		
10	93891-04008-07	SCREW-WASHER, 4X8	3	3	3	3	-		
11	94591-24000	CLIP, WIRE, 2X40	1	1	1	1	-		
12	19000-KSC-D00	FAN SET, COOLING	-	-	1	1	-		
13	31700-KSC-D00	RECTIFIER ASSY., SILICON	-	-	1	1	-		
14	32110-KSC-D00	SUB HARNESS, OPTION FAN	-	-	1	1	-		
15	35701-MG9-950	BAND	-	-	4	4	-		
16	38501-GAM-007	RELAY COMP., STARTER (MATSUSHITA)	-	-	1	1	-		
17	38506-MY2-691	SUSPENSION, STARTER RELAY (MATSUSHITA)	-	-	1	1	-		
18	50142-KSC-D00	GUARD, CONDENSER	-	-	1	1	-		
19	50143-KSC-D00	STAY, CONDENSER	-	-	1	1	-		

PART NO. INDEX

K 1

Part Number	Address	Page	Ref.	Part Number	Address	Page	Ref.	Part Number	Address	Page	Ref.	Part Number	Address	Page	Ref.	Part Number	Address	Page	Ref.	
06000				12010-KRN-674	D2	24	1	14560-MEN-671	D8	30	5	14923-KT7-013	D5	27	16	14953-KT7-013	D7	29	17	
				12010-KSC-D10	D2	24	1					D7	29	17	14954-KT7-013	D7	29	17		
06113-KRN-710	F1	55	1	12100-KRN-670	D9	31	2	14620-KRN-670	D8	30	6	14924-KT7-013	D5	27	16	14955-KT7-013	D7	29	17	
06113-KSC-700	F1	55	1	12100-KRN-671	D9	31	2	14711-KRN-670	D4	26	8		D7	29	17	14956-KT7-013	D7	29	17	
06114-KRN-700	F1	55	2	12100-KRN-672	D9	31	2	14721-KRN-670	D4	26	9	14925-KT7-013	D5	27	16	14957-KT7-013	D7	29	17	
06115-KRN-700	F2	56	1	12100-KRN-730	D9	31	2	14731-KRN-670	D4	26	10		D7	29	17	14958-KT7-013	D7	29	17	
06115-KRN-A00	F2	56	1	12191-KRN-671	D9	31	3	14731-KRN-A00	D4	26	10	14926-KT7-013	D5	27	16	14959-KT7-013	D7	29	17	
06116-KSC-700	F2	56	2	12191-KRN-731	D9	31	3	14751-KRN-670	D4	26	11		D7	29	17	14960-KT7-013	D7	29	17	
06405-KSC-003	I1	89	1					14761-KRN-670	D4	26	12	14927-KT7-013	D5	27	16	14961-KT7-013	D7	29	17	
06420-KSC-000	H4	76	1	12204-KRN-P00	D2	24	2	14761-KRN-671	D4	26	12		D7	29	17	14962-KT7-013	D7	29	17	
06420-MEY-000	H4	76	1	12205-KRN-P00	D2	24	3	14771-KRN-670	D4	26	13	14928-KT7-013	D5	27	16	14963-KT7-013	D7	29	17	
06421-KSC-000	H4	76	2	12206-881-310	I10	98	1	14771-KRN-A00	D4	26	13		D7	29	17	14964-KT7-013	D7	29	17	
06421-MEY-000	H4	76	2	12209-GB4-681	D4	26	1	14772-KRN-A10	D4	26	13	14929-KT7-013	D5	27	16	14965-KT7-013	D7	29	17	
06431-MA3-405	G13	69	1	12226-MEB-670	D1	23	1	14775-KRN-670	D4	26	14		D7	29	17	14966-KT7-013	D7	29	17	
06435-KRN-711	G16	72	1					14781-MAT-000	D4	26	15	14930-KT7-013	D5	27	16	14967-KT7-013	D7	29	17	
06435-KRN-712	G16	72	1	12251-KRN-671	D2	24	4	14901-KT7-013	D4	26	16		D7	29	17	14968-KT7-013	D7	29	17	
06435-KZ4-J41	G16	72	1					14902-KT7-013	D4	26	16		D7	29	17	14969-KT7-013	D7	29	17	
06440-KZ4-J40	G14	70	1	12251-KRN-731	D2	24	4	14903-KT7-013	D4	26	16	14932-KT7-013	D5	27	16	15000				
06451-MZ2-405	G16	72	2					14904-KT7-013	D4	26	16	14933-KT7-013	D5	27	16	15111-KRN-670	D12	34	1	
				12310-KRN-670	D1	23	2	14905-KT7-013	D4	26	16		D7	29	17	15133-KRN-670	D12	34	2	
11000				12316-KRN-670	D1	23	3	14906-KT7-013	D5	27	16	14934-KT7-013	D5	27	16	15201-KSC-670	E13	51	1	
				12391-KRN-670	D1	23	4	14907-KT7-013	D5	27	16	14935-KT7-013	D6	28	17	15220-MEB-770	D14	36	4	
11100-KSC-670	E3	41	1					14908-KT7-013	D5	27	16	14936-KT7-013	D6	28	17	15331-324-000	D12	34	3	
11100-KSC-671	E3	41	1					14909-KT7-013	D5	27	16	14937-KT7-013	D6	28	17	15332-324-000	D12	34	4	
11100-KSC-A10	E3	41	1	13000				14910-KT7-013	D5	27	16	14938-KT7-013	D6	28	17	15412-MEN-671	D14	36	5	
11100-KSC-A20	E3	41	1	13000-KSC-670	E6	44	1	14911-KT7-013	D5	27	16	14939-KT7-013	D6	28	17	15414-MEB-670	D14	36	6	
11102-KRN-670	D10	32	1	13000-KSC-671	E6	44	1	14912-KT7-013	D5	27	16	14940-KT7-013	D6	28	16	15421-KK0-000	E3	41	8	
11105-KSC-670	E3	41	2	13000-KSC-A10	E6	44	1	14913-KT7-013	D5	27	16		D7	29	17	15611-KA3-710	D10	32	6	
11107-KSC-670	E3	41	3	13011-KRN-670	E6	44	2	14914-KT7-013	D5	27	16	14941-KT7-013	D6	28	16	15650-KRN-670	D14	36	7	
11108-KSC-670	E3	41	4	13011-KRN-850	E6	44	2	14915-KT7-013	D5	27	16	14942-KT7-013	D6	28	17	15707-634-000	H11	83	1	
11191-KRN-670	E3	41	5	13101-KRN-670	E6	44	3	14916-KT7-013	D5	27	16	14943-KT7-013	D6	28	16	15771-551-000	H11	83	2	
11191-KRN-850	F2	56	1	13101-KRN-850	E6	44	3	14917-KT7-013	D5	27	16	14944-KT7-013	D6	28	16	16000				
				13111-KRN-670	E6	44	4	14918-KT7-013	D5	27	16	14945-KT7-013	D6	28	16	16010-KRN-671	E14	52	1	
11191-KRN-A10	E3	41	5	13111-KRN-850	E6	44	4	14919-KT7-013	D5	27	16	14946-KT7-013	D6	28	16	16010-KSC-671	E16	54	45	
11200-KSC-305	E5	43	41	13115-147-000	D11	33	1	14920-KT7-013	D5	27	16	14947-KT7-013	D6	28	16	16011-KZ3-J11	E14	52	2	
11200-KSC-672	E3	41	6	13115-KM7-700	E6	44	5	14921-KT7-013	D5	27	16	14948-KT7-013	D6	28	16	16011-MEN-851	E14	52	2	
11200-KSC-673	E3	41	6	13331-360-000	E6	44	6	14922-KT7-013	D5	27	16	14949-KT7-013	D6	28	16	16013-MEB-671	E14	52	3	
11200-KSC-A10	E3	41	6	13415-KRN-670	E2	40	1	14923-KT7-013	D5	27	16	14950-KT7-013	D6	28	16	16014-KRN-671	E14	52	4	
11200-KSC-A20	E3	41	6	13420-KSC-670	E7	45	1	14924-KT7-013	D5	27	16	14951-KT7-013	D6	28	16	16014-KRN-731	E14	52	4	
11206-KRN-670	E3	41	7	13420-KSC-A10	E7	45	1	14925-KT7-013	D5	27	16	14952-KT7-013	D7	29	17	16015-KSC-671	E14	52	5	
11210-KRN-730	E5	43	38	13422-KRN-670	E7	45	2	14926-KT7-013	D5	27	16	14953-KT7-013	D6	28	16	16015-KSC-A11	E16	54	46	
11331-KSC-670	D10	32	2	13422-KRN-A00	E7	45	2	14927-KT7-013	D5	27	16	14954-KT7-013	D7	29	17	16015-MEN-851	E14	52	5	
11333-KRN-670	D14	36	1	14000				14928-KT7-013	D5	27	16	14955-KT7-013	D6	28	16	16016-KSC-671	E14	52	6	
11340-KRN-670	D14	36	2	14100-KSC-670	D4	26	2	14929-KT7-013	D5	27	16	14956-KT7-013	D7	29	17	16016-KSC-A11	E14	52	6	
11351-KSC-670	D10	32	3	14102-KRN-670	D4	26	3	14930-KT7-013	D5	27	16	14957-KT7-013	D6	28	16	16018-MEB-671	E14	52	7	
11352-KRN-671	D10	32	4	14105-KRN-670	D4	26	4	14931-KT7-013	D5	27	16	14958-KT7-013	D6	28	16	16018-MEY-A11	E14	52	7	
				14106-KRN-670	D4	26	5	14932-KT7-013	D5	27	16	14959-KT7-013	D7	29	17	16019-MEB-671	E14	52	8	
11394-KRN-670	D10	32	5	14106-KRN-A00	D4	26	5	14933-KT7-013	D5	27	16	14960-KT7-013	D6	28	16	16021-KRN-671	E14	52	9	
				14401-KRN-671	D8	30	1	14934-KT7-013	D5	27	16	14961-KT7-013	D6	28	16	16021-MEN-A01	E14	52	9	
11395-KRN-670	D14	36	3	14440-KRN-670	D4	26	6	14935-KT7-013	D5	27	16	14962-KT7-013	D7	29	17	16028-MEB-671	E14	52	10	
				14451-KSC-670	D4	26	7	14936-KT7-013	D5	27	16	14963-KT7-013	D6	28	16	16028-MEN-A01	E14	52	10	
				14451-KSC-671	D4	26	7	14937-KT7-013	D5	27	16	14964-KT7-013	D7	29	17	16029-MEB-671	E14	52	11	
12000				14510-KRN-670	D8	30	2	14938-KT7-013	D5	27	16	14965-KT7-013	D6	28	16	16029-MEY-A11	E14	52	11	
				14515-KFO-000	D8	30	3	14939-KT7-013	D5	27	16	14966-KT7-013	D7	29	17	16032-KSC-D11	E14	52	12	
12010-KRN-672	D2	24	1	14520-KRN-670	D8	30	4	14940-KT7-013	D5	27	16	14967-KT7-013	D6	28	16	16032-KSC-D21	E15	53	12	
12010-KRN-673	D2	24	1	14520-KRN-671	D8	30	4	14941-KT7-013	D5	27	16	14968-KT7-013	D7	29	17					



PART NO. INDEX



Part Number	Address	Page	Ref.	Part Number	Address	Page	Ref.	Part Number	Address	Page	Ref.	Part Number	Address	Page	Ref.	
16032-MEB-671	E14	52	12	17000												
16033-MEB-671	E15	53	13					18293-GZ5-000	H13	85	2	19105-KSC-000	I11	99	14	
16033-MEN-A01	E15	53	13	17211-KSC-000	H11	83	5	18310-KSC-010	H13	85	3	19105-KSC-A10	I11	99	14	
16037-MEB-671	E15	53	14	17212-MEN-670	H11	83	6	18310-KSC-A20	H13	85	3	19105-MG8-000	I11	99	15	
16038-KRN-671	E15	53	15	17213-KSC-000	H11	83	7	18320-KSC-000	H13	85	4	19107-MG8-000	I11	99	16	
16046-MEB-671	E15	53	16	17214-MEN-670	H11	83	8	18320-KSC-000	H13	85	4	19110-KSC-000	I11	99	17	
16060-KSC-671	E15	53	17	17217-MEB-770	H11	83	9	18323-KRN-000	H13	85	5	19215-KRN-670	D13	35	1	
16076-ND5-004	E16	54	48	17218-KRN-000	H11	83	10	18324-KRN-000	H13	85	6	19215-KRN-A00	D13	35	1	
16080-HP1-601	E15	53	18	17218-KSC-000	H11	83	11	18334-ML3-680	H6	78	17	19221-KRN-670	D13	35	2	
16080-MEB-671	E15	53	18	17219-KSC-000	H11	83	12					19221-KRN-A00	D13	35	2	
16081-KRN-671	E15	53	19	17221-KSC-000	H11	83	13	18340-KSC-A20	H13	85	7	19226-KRN-670	D13	35	3	
16083-MEB-671	E15	53	20	17224-KN5-670	H11	83	14	18355-KSC-000	H13	85	7	F2	F2	56	1	
16088-KRN-A01	E16	54	47	17225-KN5-670	H11	83	15	18355-KSC-A10	H13	85	7	19240-KSC-670	D13	35	4	
16100-KSC-671	E15	53	21	17250-KSC-000	H11	83	16	18374-MG7-701	H13	85	8	19245-KRN-670	E7	45	3	
16100-KSC-673	E15	53	21	17250-KSC-010	H11	83	16	18392-MK4-000	H13	85	9	19245-KRN-671	E7	45	3	
16100-KSC-674	E15	53	21	17253-KSC-000	H11	83	17	18601-MBW-003	E3	41	10	19246-KSC-670	E7	45	4	
16100-KSC-D12	E15	53	21	17291-KSC-000	H11	83	18	19000				19506-KS6-700	I11	99	18	
16100-KSC-D22	E15	53	21	17316-611-000	H11	83	20					19508-KA3-710	H13	85	10	
16112-HP1-A01	E15	53	22	17316-MN1-670	H11	83	19	19000-KSC-000	J2	106	1	19523-KRN-730	D2	24	9	
16112-MEB-671	E15	53	22	17358-HA0-680	H11	83	21	19000-KSC-D00	J2	106	12	19523-MEB-670	D2	24	9	
16112-MEY-A11	E15	53	22	17359-MAG-L00	H12	84	22	19009-KSC-000	J2	106	2	22000				
16157-MEN-671	E15	53	23	17370-419-700	H12	84	23	19009-KSC-671	J2	106	2	22100-KSC-670	D11	33	2	
16157-MEN-A01	E15	53	23	17372-KRN-000	H12	84	24	19010-KSC-003	I10	98	2	22100-KSC-A10	D11	33	2	
16163-MEB-671	E15	53	24	17374-KRN-000	H12	84	25	19010-KSC-640	I10	98	2	22120-KRN-A00	D11	33	3	
16165-MEB-671	E15	53	25	17375-KSC-000	H12	84	26	19010-KSC-641	I10	98	2	22120-KSC-670	D11	33	3	
16165-MEY-A11	E15	53	25	17509-KZ3-B00	H6	78	5	19010-KSC-A11	I10	98	2	22125-435-000	D11	33	4	
16172-MEB-671	E15	53	26					19014-KEA-003	J2	106	3	22201-KSC-670	D11	33	5	
16177-MEB-671	E15	53	27	17510-KSC-000	H6	78	6	19015-KRN-003	I10	98	3	22202-KSC-670	D11	33	6	
16178-MEB-671	E15	53	28	17510-KSC-A20	H8	80	6	19015-KRN-731	I10	98	3	22321-KF0-770	D11	33	7	
16178-MEN-851	E15	53	29	17512-KRN-000	H6	78	7	19015-KSC-A11	I10	98	3	22351-KZ4-A90	D11	33	8	
16179-428-670	E15	53	30	17512-KRN-010	H6	78	7	19020-KSC-300	J2	106	4	22352-KZ4-A90	D11	33	9	
16179-KSC-671	E15	53	30	17512-KSC-A20	H8	80	7	19030-KSC-670	J2	106	5	22401-KSC-670	D11	33	10	
16179-KZ4-690	E15	53	29	17515-KSC-000	H6	78	8	19030-KSC-671	J2	106	5	22402-435-000	D11	33	11	
16185-MEN-671	E15	53	31	17516-KZ3-B00	H6	78	9	19033-KRN-000	I10	98	4	22810-KSC-670	E3	41	11	
16196-MEB-671	E15	53	32					19033-KRN-010	I10	98	4	22810-KSC-A10	E3	41	11	
16196-MEN-851	E15	53	32	17518-KZ4-710	H6	78	10	19037-KRN-003	I10	98	5	22813-KRN-670	E3	41	12	
16197-MEB-671	E15	53	33					19037-KRN-640	I10	98	5	22838-KSC-670	E1	39	1	
16198-MEB-671	E15	53	34	17521-KZ4-J20	H6	78	11	19037-KRN-641	I10	98	5	22851-KZ3-J20	D11	33	12	
16199-KSC-671	E15	53	35					19051-KRN-000	I10	98	6	22870-KSC-000	G3	59	5	
16203-KSC-D12	E15	53	36	17620-MEB-670	H6	78	12	19052-MAC-680	I10	98	7	23000				
16211-KRN-670	D2	24	5					19055-KRN-640	I10	98	8	23121-KSC-670	E2	40	2	
16218-KSC-670	D2	24	6	17624-KT1-780	H6	78	13	19055-KRN-641	I11	99	8	23210-KSC-670	E8	46	1	
16218-MCJ-000	D2	24	7					19055-KRN-641	I11	99	8	23210-KSC-A10	E8	46	1	
16222-MV4-300	D2	24	8	17681-KSC-000	H6	78	14	19061-KRN-000	I11	99	9	23210-KSC-670	E8	46	2	
16234-MEN-671	E15	53	36	17681-KSC-A20	H8	80	13	19062-KRN-000	I11	99	10	23210-KSC-670	E8	46	2	
16950-KSC-003	H6	78	1	17684-KSC-000	H6	78	15	19064-KRN-000	I11	99	11	23221-KSC-670	E8	46	2	
16950-KSC-A21	H8	80	1	17684-KSC-A20	H8	80	14	19064-KRN-000	I11	99	32	23221-KSC-A10	E8	46	2	
16952-KCY-671	H6	78	2	17685-KSC-000	H6	78	16	19071-KSC-000ZB	H6	78	18	23225-KSC-670	E8	46	3	
	H8	80	2	17900-KSC-A10	G5	61	34	19071-KSC-730ZA	H6	78	18	23225-KSC-670	E8	46	3	
16955-KSC-003	H6	78	3	17910-KSC-000	G3	59	1	19071-KSC-A00ZA	H6	78	18	23411-KSC-670	E8	46	4	
16955-KSC-A21	H8	80	3	17913-KB7-000	G3	59	2	19071-KSC-A10ZA	H6	78	18	23413-KSC-670	E8	46	5	
16959-MY1-000	H11	83	3	17920-KSC-000	G3	59	3	19071-KSC-A20ZA	H8	80	16	23421-KSC-670	E8	46	6	
16961-MCT-010	E3	41	9	17950-KSC-000	G3	59	4	19072-KSC-000ZB	H6	78	19	23431-KSC-670	E8	46	7	
16965-VMO-771	H11	83	4	17950-KSC-010	G3	59	4	19072-KSC-730ZA	H7	79	19	23432-KSC-670	E8	46	8	
16997-467-000	H6	78	4					19072-KSC-A00ZA	H7	79	19	23441-KSC-670	E8	46	9	
	H8	80	4	18000									23451-KSC-670	E8	46	10
								19072-KSC-A10ZA	H7	79	19	23452-KSC-670	E8	46	11	
								19072-KSC-A20ZA	H8	80	17	23461-KSC-670	E8	46	12	
				18291-KPS-900	H13	85	1	19104-KSC-000	I11	99	12	23462-KSC-670	E8	46	13	
				18291-MM5-860	F1	55	1	19104-ME9-000	I11	99	13					

PART NO. INDEX

K 3

Part Number	Address	Page	Ref.	Part Number	Address	Page	Ref.	Part Number	Address	Page	Ref.	Part Number	Address	Page	Ref.	Part Number	Address	Page	Ref.
30000				33701-KSC-671	I7	95	1	42717-329-000	H5	77	16	44832-KSC-000	G8	64	1	50010-KSC-731	I12	100	1
				33701-KSC-A00	I7	95	1					44832-KSC-A00	G8	64	1	50010-KSC-A10	I12	100	1
30401-KSC-000	I9	97	1	34000				43000				45000				50100-KSC-A10	I13	101	29
30410-KSC-671	I9	97	2					43108-KZ4-J41	G16	72	3					50125-KSC-000	H16	88	1
30410-KSC-A01	I9	97	2	34901-GJ1-003	G1	57	8	43112-KZ4-J41	G16	72	4	45105-MY6-405	G13	69	4	50126-KRN-000	I12	100	2
30410-KSC-D11	I9	97	2					43131-KW3-006	G16	72	5	45105-MY6-415	G13	69	4	50129-KSC-000	I11	99	19
30410-KSC-D21	I9	97	2	35000				43150-KRN-711	G16	72	6	45107-KZ4-J31	G13	69	5	50129-MEY-A10	I11	99	19
30700-KRN-670	I9	97	3					43150-KZ4-J41	G16	72	6	45107-MCT-006	H1	73	13	50130-KSC-000	G2	58	4
				35130-KSC-670	G3	59	7	43190-KRN-711	G16	72	7	45107-MY1-006	G13	69	6	50130-KSC-010	G2	58	4
31000				35130-KSC-A10	G3	59	7	43190-KZ4-J41	G16	72	7	45111-MAJ-G41	H1	73	14	50142-KSC-D00	J2	106	18
31100-KSC-671	D16	38	1	35150-KSC-671	G3	59	8	43215-KZ4-J41	G16	72	8	45112-KS6-701	G13	69	7	50143-KSC-D00	J2	106	19
31100-KSC-A11	D16	38	1	35340-ML4-005	G3	59	9	43310-KZ4-J41	H2	74	1	45125-KSC-000	G6	62	1	50170-KSC-A20	I13	101	28
31200-KSC-671	E1	39	2	35701-MG9-950	J2	106	15	43330-KZ4-J40ZA	G16	72	9	45125-KSC-A11	G6	62	1	50197-KRN-000	I12	100	3
31201-MBE-008	E1	39	3	35850-KK6-740	I8	96	8	43340-KZ4-J40ZA	G16	72	10	45125-MEY-003	G6	62	1	50200-KSC-010	I12	100	4
31204-KS5-901	E1	39	4	37000				43340-MEY-000ZA	H1	73	10	45131-HA5-672	G13	69	8	50200-KSC-730	I12	100	4
31205-MBE-008	E1	39	5					43351-KZ4-J40	H5	77	17	45132-166-016	G13	69	9	50283-KSC-300	I6	94	1
31206-MBE-008	E1	39	6					43351-MEN-A10	H5	77	32					50283-KSC-000	I12	100	5
31207-MBE-008	E1	39	7	37200-MN1-731	G2	58	1	43352-568-003	G13	69	2	45133-MA3-006	G13	69	10	50283-MEN-A00	I12	100	6
31500-KY4-905	I8	96	1	37215-KAF-008	I7	95	2									50283-MR7-300	I12	100	6
31505-KSC-000	I8	96	2	37760-MT2-003	J2	106	6	43353-461-771	G13	69	3								
31600-KSC-671	I9	97	4	38000												50360-KRN-000	I12	100	7
31700-KSC-D00	J2	106	13					43468-KZ3-B00	I1	89	3	45150-MEN-006	G13	69	11	50360-KRN-A10	I12	100	7
31911-MBW-E11	D2	24	10	38501-GAM-007	I9	97	6	43500-KZ4-J42	H2	74	2	45190-MEN-006	G13	69	12	50370-KSC-000	I12	100	8
31912-MBW-E11	D2	24	10					43500-KZ4-J43	H2	74	2	45203-MG3-016	G13	69	13	50407-KRN-730	I12	100	10
31921-MBW-E12	D2	24	10	38504-MB2-006	J2	106	16	43504-MB2-006	H2	74	3	45215-HA5-672	G13	69	14	50407-KSC-000	I12	100	10
31922-MBW-E12	D2	24	10	38506-MY2-691	I9	97	7	43513-KZ4-J41	H2	74	4	45351-KZ4-J30	G15	71	14	50408-KRN-730	I12	100	11
								43514-KS6-701	H12	84	27	45351-MEN-A10	G15	71	26	50408-KSC-000	I12	100	11
32000								43520-KZ4-J42	H2	74	5	45461-KRN-000	G12	68	37	50408-KSC-820	H16	88	2
32100-KSC-671	I9	97	5	40000				43520-KZ4-J43	H2	74	5	45461-MEY-670	G12	68	38	50500-KA3-820	H16	88	2
32100-KSC-A00	I9	97	5	40545-KSC-003	I1	89	2	43521-KZ4-J41	H2	74	6	45462-KRN-000	G10	66	2	50530-KSC-000	H16	88	3
32100-KSC-A10	I9	97	5					43522-KZ4-J41	H2	74	7	45462-KAE-740	G10	66	3	50540-KSC-000	H16	88	4
32100-KSC-A20	I9	97	5	41000				43530-KZ4-J41	H2	74	8	45462-MEN-000	G12	68	39	50603-KZ4-J40	H15	87	1
32110-KSC-D00	J2	106	14									45468-KS7-830	G7	63	1	50610-KSC-000	H15	87	2
32112-KRN-670	D16	38	2	41201-KSR-J00	H4	76	3	44000				45504-KN5-006	G6	62	2	50610-MEN-671	H15	87	2
32171-GF9-621	D16	38	3	41203-KZ4-J30	H4	76	3	44301-KSC-000	G14	70	3	45510-KCE-671	G6	62	3	50611-MEN-670	H15	87	3
				41204-KZ4-J30	H4	76	3	44311-KZ4-J40	G14	70	4	45513-KCE-671	G6	62	4	50611-MEN-671	H15	87	3
				41231-KZ4-J20	H4	76	4	44620-MAC-680	G14	70	5	45517-GW0-751	G6	62	5	50616-MEN-670	H15	87	4
32401-KSC-670	I8	96	3					44635-KSC-000	G14	70	6	45518-KA3-731	G6	62	6	50617-KZ4-J40	H15	87	5
32401-KSC-A10	I8	96	3	42000				44650-KSC-000	G14	70	7	45520-KA3-731	G6	62	7	50618-KZ4-J40	H15	87	6
32410-KSC-670	I8	96	4					44650-KSC-A20	G14	70	7	45523-KA3-731	G6	62	8	50642-MEN-670	H15	87	7
32410-KSC-A10	I8	96	4	42301-KZ4-J40	H4	76	5	44701-MEN-003	G14	70	8	45523-MEB-003	G6	62	9				
32411-253-000	I8	96	5	42305-KZ4-J40	H4	76	6	44711-MEN-001	G14	70	8	45530-KCE-671	G6	62	10	51401-KSC-003	G10	66	4
32414-MCF-000	I8	96	6	42306-KZ4-J20	H4	76	7	44711-MEY-641	G14	70	9					51402-KSC-003	G10	66	4
32601-KSC-670	I8	96	7	42311-KZ4-J40	H4	76	8	44712-300-004	H5	77	18	46000				51403-KSC-003	G10	66	4
32601-KSC-A10	I8	96	7	42620-KZ4-J20	H4	76	9	44712-400-004	G14	70	10	46182-500-013	H2	74	9	51410-KSC-003	G10	66	5
				42635-KRN-710	H4	76	10	44712-434-003	H5	77	18	46182-MEL-D21	H3	75	9	51410-MEY-003	G10	66	5
33000				42635-MEN-000	H4	76	10	44713-300-003	H5	77	19	46504-KZ4-J41	H3	75	10	51412-KZ3-B01	G10	66	6
33103-KSC-670	G1	57	2	42650-KSC-000	H4	76	11	44713-300-004	H5	77	19	46510-KSC-000	H14	86	6	51414-KZ3-B01	G10	66	7
33107-KAE-770	G1	57	3	42650-KSC-A20	H4	76	11	44713-KA3-711	G14	70	10	46511-KZ4-J00	H14	86	7	51415-KZ3-B01	G10	66	8
33107-KAE-771	G1	57	3	42650-MEY-000	H4	76	11	44713-300-003	H5	77	19	46513-KZ4-J00	H14	86	7	51420-KSC-003	G10	66	9
33113-MBW-D21	G1	57	4	42701-KSC-003	H4	76	12	44713-MG7-003	G14	70	11	46513-KSC-000	H14	86	8	51420-KSC-A01	G10	66	9
33117-KBR-730	G1	57	5	42701-KSC-A21	H4	76	12	44713-MG7-003	G14	70	11	46513-KSC-A10	H14	86	8	51430-KSC-003	G10	66	10
33130-KSC-672	G1	57	6	42711-KSC-004	H4	76	13	44713-KS6-641	G14	70	11	46525-KK0-003	H14	86	9	51430-KSC-A01	G10	66	10
33130-KSC-A21	G1	57	6	42711-KSC-D01	H5	77	13	44713-KS6-641	G14	70	11					51431-KZ3-B01	G10	66	11
33130-MEY-670	G1	57	6	42714-KA3-710	G14	70	2	44715-MA0-770	G14	70	12	50000				51437-KZ3-J41	G10	66	12
33150-KSC-673	G1	57	7					44800-KSC-003	G15	71	13					51440-KSC-003	G10	66	13
33150-KSC-A21	G1	57	7	42715-MA0-770	H5	77	14	44830-KSC-000	G2	58	2	50010-KSC-000	I12	100	1	51447-KZ3-003	G10	66	14
								44831-KSC-300	G2	58	3	50010-KSC-730	I12	100	1	51450-KSC-003	G10	66	15

4

PART NO. INDEX

K 4

Part Number	Address	Page	Ref.	Part Number	Address	Page	Ref.	Part Number	Address	Page	Ref.	Part Number	Address	Page	Ref.	Part Number	Address	Page	Ref.
51450-KSC-A01	G10	66	15	52421-KSC-A01	I3	91	5	53170-MEB-003	G6	62	11	84000				90010-MEB-670	D16	38	5
51451-KZ3-B01	G10	66	16	52422-KZ3-J31	I3	91	6	53172-KSC-000	G4	60	16					90013-MEB-670	E2	40	10
51453-KZ3-B01	G10	66	17	52423-KZ3-J21	I3	91	7	53173-KSC-000	G4	60	17	84706-415-000	H7	79	20	90017-MY9-790	D1	23	5
51456-KZ3-J41	G11	67	18	52425-381-771	I3	91	9	53174-KCE-670	G4	60	18					90018-ZA5-000	H8	80	18
51476-KZ3-711	G11	67	19	52425-KRN-671	I3	91	8	53174-KN5-006	G6	62	12	86000				90022-MG8-000	E11	49	21
51476-MEY-003	G11	67	19	52425-MEY-671	I3	91	8	53176-ML3-791	G6	62	13					90031-KRN-670	E4	42	14
51480-KSC-003	G11	67	20	52426-KSC-003	I3	91	10	53177-KSC-000	G4	60	19	86150-KPG-901	G7	63	7	90038-KY4-900	E7	45	5
51480-KSC-A01	G11	67	20	52426-KSC-A01	I3	91	10	53178-KSC-000	G4	60	20					90071-MB0-000	E1	39	8
51480-KSC-A21	G11	67	20	52427-KZ3-891	I3	91	11	53179-MEN-671	G4	60	21	87000				90071-MF5-000	E8	46	20
51490-KSC-003	G11	67	21	52428-KRN-711	I3	91	12	53189-GCS-000	H12	84	28					E11	49	22	
51520-KSC-003	G11	67	22	52428-KZ3-J31	I3	91	12	53190-MEN-670	G4	60	22	87126-KSC-000ZA	I16	104	1	90084-MEN-670	D2	24	14
51520-KSC-A01	G11	67	22	52429-KSC-003	I3	91	13	53192-MEN-670	G4	60	23	87126-KSC-730ZA	I16	104	4	D14	36	14	
51580-KSC-003	G11	67	23	52429-KZ3-J41	I4	92	13	53214-KZ3-861	G8	64	3	87126-KSC-A00ZA	I16	104	6	90087-KW3-000	D10	32	7
51580-KSC-A01	G11	67	23	52431-KZ3-J31	I4	92	14	53214-KZ4-701	G8	64	4	87126-KSC-A10ZA	I16	104	8	90088-MEB-670	D8	30	9
51580-KSC-A21	G11	67	23	52434-KZ3-J21	I4	92	15	53219-KSC-000	G8	64	5	87126-KSC-A20ZA	J1	105	1	90101-KCE-000	H13	85	12
51610-MEB-750ZA	G11	67	24	52434-KZ3-J31	I4	92	16	53229-KZ4-J30	G8	64	6	87127-KSC-000ZA	I16	104	2	90101-KRN-730	H8	80	19
51610-MEY-000ZA	G11	67	25	52435-KZ3-J21	I4	92	17	53300-KSC-000	G7	63	6	87127-KSC-730ZA	I16	104	5	90101-KSC-000	I12	100	13
51614-KZ4-J40ZA	G15	71	15	52436-KSC-003	I4	92	18					87127-KSC-A00ZA	I16	104	7	90101-KZ3-J50	H13	85	13
51614-KZ4-J41ZA	G15	71	15	52436-MEN-671	I4	92	18	61000				87127-KSC-A10ZA	I16	104	9	H15	87	8	
51620-KCZ-J70ZA	G11	67	25	52438-KA4-741	I4	92	19	61110-MEN-670	G9	65	1	87127-KSC-A20ZA	J1	105	2	H16	88	5	
51620-MEN-000ZA	G11	67	24	52440-MEN-671	I4	92	20	61300-KSC-000ZA	G1	57	9	87130-GEL-A00ZA	I16	104	3	90101-KZ4-J40	H15	87	9
				52451-KZ3-891	I4	92	21	61300-KSC-000ZA	G1	57	9					90102-MEN-710	H10	82	13
52000				52452-KS7-831	I4	92	22	61300-KSC-A20ZA	G1	57	14	87130-KCZ-640ZA	J1	105	4	90102-SP1-003	I7	95	5
				52453-KRN-711	I4	92	23	61302-KSC-A20	G1	57	15	87507-KZ3-B10	I15	103	1	90103-KRN-000	H14	86	10
52101-KZ4-J40	I1	89	4	52453-KS7-831	I4	92	23	61304-958-003	I6	94	2	87507-KZ3-B90	I15	103	1	90105-KRN-000	I12	100	14
52141-KZ3-J40	I1	89	5	52455-KZ3-J21	I4	92	24					87516-KZ1-600	I5	93	36	90105-MAC-680	G15	71	16
52141-KZ4-J40	I1	89	6	52463-KZ4-B00	I4	92	25	64000				87516-KZ1-881	I5	93	37	H5	77	20	
52143-KZ3-860	I1	89	7	52463-KZ4-J40	I4	92	26					87560-KZ4-770	I15	103	2	90105-MEN-000	I2	90	18
52143-KZ4-J40	I1	89	8	52464-KRN-710	I4	92	25	64308-GG2-000	H12	84	29	87560-KSC-000	I15	103	2	90105-MEN-730	H8	80	20
52146-KRN-711	I1	89	9	52464-KZ4-B00	I4	92	27	64508-KV3-000	H12	84	30	87560-ML3-970	I15	103	2	90106-KRN-000	H7	79	21
52146-MEN-000	I1	89	9	52464-KZ4-J20	I4	92	28					87564-KRN-000	I15	103	3	I12	100	15	
52146-MEN-J00	I2	90	37	52465-KSC-000	I4	92	29	77000								90106-MJ0-000	G7	63	8
52147-KRN-710	I2	90	36	52465-KSR-710	I4	92	29					89000				G8	64	7	
52147-MEN-J00	I2	90	36	52466-KRN-710	I4	92	27	77100-KSC-010	H10	82	1					90107-KRN-000	I12	100	16
52148-MEN-000	I1	89	10	52473-KZ4-J20	I4	92	30	77100-KSC-A10	H10	82	1	89201-KS6-810	I14	102	1	90107-KZ4-J40	G7	63	9
52156-353-300	I12	100	12	52475-KZ4-J20	I4	92	31	77100-KSC-A11	H10	82	1	89212-KZ4-J40	I14	102	2	G8	64	8	
52156-ML3-910	I1	89	11	52476-KZ4-J20	I5	93	32	77101-KSC-000	H10	82	2	89216-MEB-670	I14	102	3	90108-KZ4-J40	G11	67	26
52160-MEN-000	I1	89	12	52479-KSC-A10	I5	93	33	77101-KSC-A10	H10	82	2	89216-MY9-000	I14	102	3	90108-MJ0-000	H16	88	6
52170-KRN-710	I1	89	13	52479-KSR-710	I5	93	33	77101-KSC-A11	H10	82	2	89217-KRN-000	I14	102	4	90108-MNO-000	H7	79	25
52170-MEB-750	I1	89	13	52479-KZ4-J40	I5	93	33	77302-124-000	I6	94	3	89301-KA4-811	I14	102	5	90109-KSC-000	I12	100	17
52171-KR6-000	I1	89	14	52486-KZ3-J21	I5	93	34									90110-KZ4-J40	G13	69	15
52175-KSK-000	I1	89	15	52487-KA4-831	I5	93	35	80000				90000				90111-MEB-003	G6	62	14
52176-KRN-710	I1	89	16													90111-MR5-000	I8	96	9
52176-KZ3-J40	I1	89	16	53000				80101-KSC-000ZB	I6	94	4	90001-GB4-000	I11	99	20	90112-413-000	E9	47	21
52200-KRN-A10	I1	89	17					80103-GJ5-000	G2	58	5	90001-KRN-670	D2	24	11	90113-KZ3-000	G11	67	27
52200-KRN-J00	I1	89	17	53100-MEN-670	G7	63	2	80130-KSC-000	I7	95	3	90001-MEN-850	E3	41	13	90113-MAC-780	G11	67	28
52200-KSC-A00	I1	89	17	53121-MEN-670	G7	63	3					90002-KRN-670	D2	24	12	90113-MEN-670	G4	60	24
52200-KSR-J00	I1	89	17	53121-MEN-671	G7	63	3	83000				90003-KRN-670	E3	41	13	90113-MEY-A00	G4	60	24
52400-KSC-003	I3	91	1	53132-KA3-831	G7	63	4					90004-GHB-600	D8	30	7	90113-MEY-A10	G4	60	24
52400-KSC-A01	I3	91	1	53132-KZ4-J20	G7	63	4	83501-MG7-000	G1	57	10					90114-166-006	G6	62	15
52400-KSC-A11	I3	91	1	53133-KA3-832	G7	63	5									90114-MAC-780	G15	71	17
52401-KSC-003	I3	91	2	53140-MEB-671	G3	59	10	83505-KM4-000	H10	82	3	90004-GHB-630	D8	30	8	H3	75	11	
52401-KZ3-J41	I3	91	2	53165-GBF-J60	G3	59	11	83510-KSC-000	H10	82	4					90115-KV3-700	I2	90	19
52402-KZ3-J21	I3	91	2	53166-GBF-J60	G3	59	12	83512-KA4-700	H13	85	11					90116-KW3-000	I12	100	18
52403-KZ3-J41	I3	91	2	53167-MEB-671	G3	59	13	83513-KSC-000	H10	82	5	90004-GHB-690	D14	36	11	90122-KRN-000	I13	101	19
52410-KSC-003	I3	91	3	53167-MEB-672	G3	59	13	83514-KSC-000	H10	82	6	90004-GHB-710	D14	36	12	90122-MEN-670	H16	88	7
52410-KSC-A01	I3	91	3	53168-KSC-000	G3	59	14	83515-KS7-830	H10	82	7	90004-GHB-780	D14	36	13	90123-KZ4-J40	H13	85	14
52419-KZ3-J21	I3	91	4	53168-KSC-010	G4	60	14	83610-KSC-000	H10	82	8	90005-896-000	D16	38	4	90123-MEN-670	H10	82	9
52421-KSC-003	I3	91	5	53169-MEB-670	G4	60	15					90005-MCJ-000	D2	24	13	90124-KZ4-J40	G7	63	10

4

PART NO. INDEX

K 6

Part Number	Address	Page	Ref.	Part Number	Address	Page	Ref.	Part Number	Address	Page	Ref.	Part Number	Address	Page	Ref.
94540-03010	H12	84	38	96001-06085-00	D13	35	12								
94591-24000	J2	106	11	96211-08000	H14	86	17								
95000				96220-30178	D12	34	5								
				96220-40080	E12	50	29								
				96300-06012-00	D1	23	7								
95002-02079	E15	53	39	96300-08025-00	E5	43	36								
95002-02080	I11	99	28	96300-08070-00	E5	43	37								
95002-02100	E5	43	29	96600-08028-00	E2	40	16								
	I11	99	29	98000											
95002-02120	H7	79	27												
	H12	84	39												
95012-13001	I8	96	11	98200-31500	I8	96	12								
95014-22100	G7	63	15		I9	97	9								
95015-54000	H14	86	15	99000											
95018-60321	H12	84	40												
95701-06010-00	G8	64	10	99101-357-1300	E16	54	40								
96000				99101-357-1320	E16	54	40								
				99103-440-0400	E16	54	41								
96001-06012-00	D7	29	19	99103-440-0420	E16	54	41								
	E5	43	30	99104-MEB-1000	E16	54	42								
				99108-KSE-0600	E16	54	43								
	G12	68	36	99108-MEB-0550	E16	54	43								
	I2	90	34	99112-KRN-0680	E16	54	44								
96001-06014-00	D3	25	24												
	H9	81	24												
	H10	82	12												
96001-06016-00	G9	65	4												
	H7	79	28												
	H9	81	25												
	H12	84	41												
	I6	94	7												
	I9	97	8												
	I11	99	30												
	I13	101	27												
96001-06018-00	H7	79	29												
96001-06018-07	G5	61	32												
96001-06020-00	D3	25	24												
	D10	32	16												
96001-06020-07	G5	61	32												
96001-06022-00	G5	61	33												
	G6	62	21												
	H14	86	16												
96001-06028-00	D3	25	25												
	D9	31	5												
	D10	32	17												
	D13	35	11												
	E1	39	12												
96001-06030-00	H7	79	30												
	H9	81	26												
96001-06030-07	D15	37	26												
96001-06035-00	D10	32	18												
96001-06040-00	E5	43	31												
96001-06045-00	E5	43	32												
	I2	90	35												
96001-06050-00	I2	90	35												
96001-06060-00	E5	43	33												
96001-06070-00	E5	43	34												
96001-06075-00	E5	43	35												

4

PART NAME INDEX

L 1

Part name	Address	Page	Ref.	Part name	Address	Page	Ref.	Part name	Address	Page	Ref.
[A]											
ADJUSTER, COMPRESSION DAMPING FORCE	I4	92	20	BEARING, RADIAL BALL, 608UU	I2	90	26	BOLT, FLANGE, 6X16	G8	64	7
ADJUSTER, SPRING	I3	91	6	BEARING, RADIAL BALL, 6904	G15	71	20		G9	65	4
ARM ASSY., KICK STARTER	H14	86	2	BEARING, RADIAL BALL, 69052RS	H5	77	27		H7	79	28
ARM COMP., EX. ROCKER	D4	26	6	BEARING, RADIAL BALL, 6905RS	H5	77	28		H9	81	25
ARM SET, LINK	E14	52	7	BEARING, RADIAL BALL, 6905U	E12	50	26		H12	84	41
ARM SUB ASSY., CUSHION	I4	92	29	BEARING, SHELL, 33X38X8	E4	42	22		I6	94	7
ARM, L. STEP	H15	87	7	BEARING, SPECIAL ROLLER	E4	42	21		I9	97	8
ARM, R. STEP	H15	87	4	BEARING, SPECIAL ROLLER, 20X32X14	E7	45	9		I11	99	30
ARRESTER ASSY.	H13	85	7	BEARING, SPHERICAL, 10	E15	53	29	BOLT, FLANGE, 6X18	I13	101	27
ARRESTER COMP., MUFFLER	H13	85	7	BINDER	E15	53	29		H7	79	29
AXLE, FR. WHEEL	G14	70	3	BLADDER	I4	92	21	BOLT, FLANGE, 6X20	D3	25	24
AXLE, RR. WHEEL	H4	76	5	BODY COMP., FRAME	I13	101	29		D10	32	16
				BODY COMP., RR. FRAME	I12	100	4	BOLT, FLANGE, 6X22	G5	61	32
				BODY SET, FRAME	I12	100	1		G6	62	21
				BOLT-WASHER, 4X16	H3	75	14		H14	86	16
				BOLT-WASHER, 6X12	J2	106	9	BOLT, FLANGE, 6X23.5	I11	99	20
				BOLT-WASHER, 6X14	I13	101	25	BOLT, FLANGE, 6X25	D8	30	9
				BOLT-WASHER, 6X20	D11	33	21	BOLT, FLANGE, 6X28	D3	25	25
				BOLT ASSY., FR. FORK	G10	66	15		D9	31	5
				BOLT A, PIN	G13	69	8		D10	32	17
				BOLT COMP., CENTER	G10	66	13		D13	35	11
				BOLT SET, ADJUSTING	G6	62	14		E1	39	12
				BOLT, 10X24	H16	88	7	BOLT, FLANGE, 6X30	D15	37	26
				BOLT, COVER	E15	53	18		H7	79	30
				BOLT, CUSHION LOWER, 10X43.5	I5	93	42		H9	81	26
				BOLT, CUSHION UPPER, 10X53	I5	93	41	BOLT, FLANGE, 6X32	D14	36	11
				BOLT, DISK, 6X19	G15	71	16	BOLT, FLANGE, 6X35	D10	32	18
					H5	77	20	BOLT, FLANGE, 6X40	D14	36	12
				BOLT, ELEMENT SETTING	H11	83	18		E5	43	31
				BOLT, FLANGE SOCKET, 6X14	E8	46	20	BOLT, FLANGE, 6X45	E5	43	32
					E11	49	22		I2	90	35
				BOLT, FLANGE, 10X117	I12	100	13	BOLT, FLANGE, 6X50	I2	90	35
				BOLT, FLANGE, 10X138	I12	100	18	BOLT, FLANGE, 6X60	E5	43	33
				BOLT, FLANGE, 10X26	I13	101	19	BOLT, FLANGE, 6X70	E5	43	34
				BOLT, FLANGE, 10X58	I12	100	17	BOLT, FLANGE, 6X75	D14	36	13
				BOLT, FLANGE, 5X12	H7	79	21		E5	43	35
					I12	100	15	BOLT, FLANGE, 6X85	D13	35	12
				BOLT, FLANGE, 5X16	D16	38	4	BOLT, FLANGE, 7X50	D2	24	12
				BOLT, FLANGE, 6MM	G11	67	27	BOLT, FLANGE, 7X60	D2	24	11
				BOLT, FLANGE, 6X10	D8	30	7	BOLT, FLANGE, 8X125	I12	100	14
					D10	32	14	BOLT, FLANGE, 8X16	H10	82	9
					G8	64	10	BOLT, FLANGE, 8X18	H13	85	14
					H1	73	17	BOLT, FLANGE, 8X24	H13	85	13
					H13	85	12		H15	87	8
				BOLT, FLANGE, 6X12	D1	23	7		H16	88	5
					D7	29	19	BOLT, FLANGE, 8X25	E5	43	36
					E5	43	30	BOLT, FLANGE, 8X32	I2	90	20
							39	BOLT, FLANGE, 8X35	G7	63	10
									H13	85	15
					G12	68	36	BOLT, FLANGE, 8X40	G11	67	26
					I2	90	34		G13	69	15
				BOLT, FLANGE, 6X14	D3	25	24		H9	81	24
					H9	81	24	BOLT, FLANGE, 8X45	G7	63	9
					H10	82	12		G8	64	8
				BOLT, FLANGE, 6X16	D8	30	8	BOLT, FLANGE, 8X55	I12	100	16
					D14	36	10	BOLT, FLANGE, 8X70	E5	43	37
					G1	57	11	BOLT, FR. DISK COVER	G15	71	17
					G7	63	8		H3	75	11

5

PART NAME INDEX

L 2

Part name	Address	Page	Ref.	Part name	Address	Page	Ref.	Part name	Address	Page	Ref.
BOLT, HANDLE LEVER PIVOT	G4	60	24	[C]				CLAMPER A, FR. BRAKE HOSE.....	G10	66	1
	G6	62	15						G12	68	37
BOLT, HEAD COVER	D1	23	5	CABLE ASSY., SPEEDOMETER	G2	58	2	CLAMPER B, FR. BRAKE HOSE.....	G10	66	2
BOLT, HEX., 6X16	E7	45	5	CABLE ASSY., THROTTLE	G5	61	34		G12	68	39
	E12	50	27	CABLE COMP. A, THROTTLE	G3	59	1	CLAMPER, CORD.....	D16	38	2
	E13	51	13	CABLE COMP. B, THROTTLE	G3	59	3	CLAMP B, WATER HOSE.....	I11	99	18
BOLT, HEX., 8X47.5	I2	90	18	CABLE COMP., CLUTCH	G3	59	5	CLAMP, HOSE.....	H11	83	4
BOLT, KICK ARM	H14	86	10	CABLE COMP., HOT STARTER	G3	59	4	CLAMP, MASTER CYLINDER OIL			
BOLT, KICK JOINT	H14	86	4	CABLE, BATTERY EARTH	18	96	7	HOSE	H12	84	27
BOLT, LINK, 12X120	I5	93	40	CABLE, INNER	G2	58	3	CLAMP, TUBE.....	H8	80	22
BOLT, LINK, 12X81.5	I5	93	39	CABLE, STARTER MAGNETIC				CLIP.....	E16	54	47
BOLT, LINK, 12X82	I5	93	57					CLIP A, BREATHER TUBE.....	H11	83	19
BOLT, LINK, 12X92	I5	93	38					CLIP, 2X60.....	D14	36	22
BOLT, LINK, 12X96	I5	93	38					CLIP, 2X70.....	H12	84	33
BOLT, OIL, 10X22	G6	62	16					CLIP, BREATHER TUBE.....	H11	83	20
	H3	75	12					CLIP, FUEL TUBE.....	I12	100	3
BOLT, PIN	G16	72	5					CLIP, GRILLE.....	I11	99	24
BOLT, PLUG	G11	67	18					CLIP, OIL DRAIN TUBE.....	H11	83	1
BOLT, PROTECTOR	G11	67	28								2
BOLT, RECESSED, 5X28	D2	24	13	CALIPER SUB ASSY., RR. BRAKE ..	G13	69	11	CLIP, PISTON PIN, 10MM.....	D11	33	1
BOLT, RECESSED, 6X10	D10	32	14	CALIPER SUB ASSY., RR. BRAKE ..	G16	72	6	CLIP, PISTON PIN, 16MM.....	E6	44	5
BOLT, SEALING, 16MM	I10	98	1	CAMSHAFT COMP.	D4	26	2	CLIP, TUBE	E5	43	29
BOLT, SETTING	E1	39	5	CAP ASSY., FUEL TANK	H6	78	12		E15	53	39
BOLT, SIDE STAND PIVOT	H16	88	6	CAP ASSY., NOISE SUPPRESSOR ...	I9	97	3		H7	79	27
BOLT, SOCKET, 5X9	I8	96	9	CAP ASSY., RESERVE TANK	I11	99	15		H12	84	39
BOLT, SOCKET, 8X28	E2	40	16	CAP COMP., CHAMBER	I4	92	23		I11	99	28
BOLT, SPECIAL, 12X28	E2	40	10	CAP COMP., RADIATOR	I10	98	5				29
BOLT, SPECIAL, 5X9	H8	80	19	CAP, 14MM	D2	24	14				29
BOLT, SPECIAL, 6MM	H13	85	16	CAP, 30MM	D14	36	14	CLIP, WIRE.....	I11	99	26
BOLT, SPECIAL, 8MM	H10	82	13	CAP, AIR VALVE	I3	91	9	CLIP, WIRE, 2X40.....	J2	106	11
BOLT, STATOR COVER SETTING ...	H8	80	18	CAP, BLEEDER	G13	69	3	CLUTCH, ONE WAY.....	E2	40	6
BOLT, STEP, 12MM	H15	87	9	CAP, MASTER CYLINDER	H1	73	12	COCK ASSY., FUEL.....	H6	78	1
BOLT, STOPPER	E15	53	19	CAP, OIL FILLER	D10	32	6		H8	80	1
BOLT, STUD, 10X135	E4	42	14	CAP, RESERVE TANK	I11	99	13	COLLAR.....	H7	79	20
BOLT, STUD, 8X22	D3	25	22	CAP, RIM HOLE	H5	77	16	COLLAR A.....	H7	79	23
BOLT, UBS, 8X33	E9	47	21	CAP, VALVE	G14	70	2		H8	80	21
BOLT, WIRE ADJUSTING	G4	60	23	CARBURETOR ASSY.	H5	77	14		H10	82	11
BOOT B	G13	69	10	CASE COMP., AIR CLEANER	E15	53	21	COLLAR A, CONNECTING ROD.....	I4	92	30
	H1	73	16	CASE COMP., DAMPER	H11	83	16	COLLAR B, CUSHION	I4	92	28
BOOT COMP.	G6	62	2	CASE COMP., ROD GUIDE	I3	91	8	COLLAR C, CUSHION ARM.....	I4	92	26
	H2	74	3	CENTER, CLUTCH	I3	91	13	COLLAR D, CUSHION	I4	92	25
BOOT, PIN BUSH	G13	69	9	CENTER, GEARSHIFT DRUM	I4	92	13	COLLAR D, CUSHION ARM.....	I4	92	25
	H1	73	15	CHAIN SET, DRIVE	D11	33	3	COLLAR D, CUSHION ARM SIDE...	I4	92	27
BOX ASSY., SPEEDOMETER GEAR ..	G15	71	13	CHAIN, CAM	E11	49	7	COLLAR D, CUSHION SIDE.....	I4	92	27
BRACKET SUB ASSY., L. FR.				CHAIN, CAM	I1	89	1	COLLAR, 17MM.....	E8	46	5
				CHAMBER SET, FLOAT	D8	30	1	COLLAR, 20MM.....	E8	46	15
BRACKET SUB ASSY., RR.	G13	69	12	CIRCLIP	E14	52	5	COLLAR, 24MM.....	E8	46	8
BRACKET, L. HANDLE LEVER	G4	60	16		E16	54	46	COLLAR, 6X4.....	I12	100	12
BRACKET, L. HEAD HANGER	I12	100	11		G6	62	18	COLLAR, AIR CLEANER.....	H12	84	32
BRACKET, L. STEP	H15	87	3		H2	74	9	COLLAR, AIR CLEANER.....	H12	84	32
BRACKET, R. HEAD HANGER	I12	100	10		H3	75	9	COLLAR, CHAIN GUIDE.....	I1	89	10
BRACKET, R. STEP	H15	87	2	CIRCLIP, EXTERNAL, 12MM	E2	40	15	COLLAR, CHAIN TENSIONER.....	I1	89	12
BRACKET, SIDE STAND	H16	88	1	CIRCLIP, EXTERNAL, 14MM	E12	50	28	COLLAR, CLUTCH OUTER.....	D11	33	13
BRIDGE COMP., FORK TOP	G7	63	6	CIRCLIP, EXTERNAL, 16MM	E13	51	14	COLLAR, COUNTERSHAFT.....	E8	46	3
BULB, HEADLIGHT	G1	57	8	CIRCLIP, EXTERNAL, 17MM	E13	51	12	GEAR	E8	46	11
BUSH B, SLIDER	G10	66	11	CIRCLIP, EXTERNAL, 17MM	E13	51	14	COLLAR, DRIVE SPROCKET.....	E8	46	19
BUSH C, SLIDER	G10	66	17	CIRCLIP, INTERNAL, 14MM	D15	37	25	COLLAR, FR. DISTANCE.....	G14	70	5
BUSH, GUIDE	G10	66	7	CIRCLIP, SPECIAL INTERNAL,				COLLAR, FR. FENDER.....	G9	65	3
BUSH, SLIDER	G10	66	8	24MM	D14	36	16	COLLAR, GEARSHIFT LEVER			
				CIRCLIP, SPECIAL, 33MM	E4	42	17	SETTING	I11	99	23
				CLAMP	I7	95	2				

PART NAME INDEX

L 3

Part name	Address	Page	Ref.	Part name	Address	Page	Ref.	Part name	Address	Page	Ref.
COLLAR, KICK SPINDLE	E13	51	9	C.D.I. UNIT	I9	97	2	FLAP, TIRE	H5	77	19
COLLAR, LINK SIDE	I4	92	31					FLOAT SET	E14	52	3
COLLAR, L. FR. WHEEL	G14	70	4	[D]				FORK C, GEARSHIFT	E11	49	3
COLLAR, L. RR. AXLE	H4	76	6					FORK SUB ASSY., L. FR.	G11	67	23
COLLAR, MAINSHAFT FOURTH GEAR	E8	46	13	DAMPER COMP., FR.	G10	66	10	FORK SUB ASSY., R. FR.	G11	67	20
COLLAR, PIVOT	G4	60	25	DAMPER COMP., RR.	I3	91	3	FORK, L. GEARSHIFT	E11	49	2
COLLAR, RADIATOR MOUNTING	I10	98	7	DIAL, CLUTCH CABLE ADJUSTING ..	G4	60	21	FORK, R. GEARSHIFT	E11	49	1
COLLAR, REBOUND NEEDLE	G10	66	12	DIAPHRAGM	G6	62	7	FUSE, BLADE	I8	96	12
COLLAR, RR. FENDER	I6	94	5		H2	74	7		I9	97	9
COLLAR, RR. WHEEL DISTANCE ...	H4	76	9	DIAPHRAGM SET, PUMP	E14	52	9	[G]			
COLLAR, RR. WHEEL SIDE	H4	76	8	DISK A, CLUTCH FRICTION	D11	33	5	GASKET SET	E14	52	1
COLLAR, R. RR. AXLE	H4	76	7	DISK B, CLUTCH FRICTION	D11	33	6		E16	54	45
COLLAR, SEAT FR.	H6	78	10	DISK, FR. BRAKE	G15	71	14	GASKET SHEET KIT A	F1	55	1
	H8	80	9					GASKET SHEET KIT B	F2	56	1
COLLAR, SHIFTER	E11	49	10	DISK, RR. BRAKE	H5	77	17	GASKET, CLUTCH COVER	D10	32	4
COLLAR, SHROUD UPPER	H7	79	24						F2	56	1
COLLAR, SWINGARM PIVOT	I1	89	6	DOWEL PIN, 10X16	D15	37	24	GASKET, CRANKCASE	E3	41	5
COLLAR, SWINGARM PIVOT SIDE ..	I1	89	8	DOWEL PIN, 12X20	D3	25	23		F2	56	1
COLLAR, SWINGARM, 49MM	I1	89	5		D9	31	4	GASKET, CYLINDER	D9	31	3
COLLAR, TANK SETTING	H6	78	5	DOWEL PIN, 14X20	E5	43	28		F1	55	1
	H8	80	5	DOWEL PIN, 8X10	D13	35	10	GASKET, CYLINDER HEAD	D2	24	4
COLLAR, TENSIONER, 6X9	D8	30	3	DOWEL PIN, 8X14	D10	32	15		F1	55	1
COLLAR, TOOL BOX SETTING	H10	82	3		D14	36	23	GASKET, EX. MUFFLER	H13	85	1
COLLAR, WATER PASS, 16MM	D10	32	1	DOWEL PIN, 8X7	D13	35	10	GASKET, EX. PIPE	F1	55	1
COLLAR, WATER PUMP GEAR	E7	45	4	DOWEL PIN, 9X14	D3	25	19		H13	85	2
COTTER, VALVE	D4	26	15	D-RING, 22MM	E10	48	37	GASKET, FLOAT CHAMBER	E15	53	24
COUNTERSHAFT	E8	46	2		F2	56	2	GASKET, HEAD COVER	D1	23	4
COVER ASSY., AIR CLEANER	H11	83	5	DRUM, GEARSHIFT	E11	49	6		F1	55	1
COVER COMP., CYLINDER HEAD ...	D1	23	2	DUST SEAL	G11	67	29	GASKET, L. COVER	D14	36	3
COVER COMP., DRIVE SPROCKET ..	D14	36	8	DUST SEAL, 15X20X2.5	H14	86	13		F2	56	1
COVER COMP., L. CRANKCASE	D14	36	2	DUST SEAL, 16X26X3	I5	93	55	GASKET, R. COVER	D10	32	5
COVER, BATTERY TERMINAL	I8	96	2	DUST SEAL, 17X20X2.5	H14	86	9		F2	56	1
				DUST SEAL, 17X26X3	I5	93	54	GASKET, TENSIONER LIFTER	D8	30	5
COVER, CLUTCH	D10	32	3	DUST SEAL, 17.5X26X3	I5	93	54		F1	55	1
COVER, FR. DISK	G15	71	15	DUST SEAL, 22X29X4	I2	90	30	GASKET, WATER PUMP	D13	35	3
COVER, L. HANDLE LEVER	G4	60	19	DUST SEAL, 25X32X4	I5	93	52		F2	56	1
COVER, L. SIDE	H10	82	8	DUST SEAL, 30X37X4	I2	90	29	GAUGE, AIR PRESSURE	I14	102	5
COVER, OIL FILTER	D14	36	1	DUST SEAL, 32X43X7	H5	77	29	GAUGE, OIL LEVEL	D14	36	7
COVER, RR. DISK	G16	72	9	DUST SEAL, 46X58X7	G15	71	22	GEAR COMP., STARTER IDLE	E13	51	3
COVER, R. CRANKCASE	D10	32	2	DUST SEAL, RR. CUSHION PIVOT ..	I5	93	53	GEAR COMP., STARTING DRIVEN ..	E2	40	3
COVER, R. HANDLE LEVER	G6	62	13	DUST SEAL, STEERING HEAD	G8	64	3	GEAR COMP., WATER PUMP	D13	35	4
COVER, R. SIDE	H10	82	4					GEAR, BALANCER DRIVE	E2	40	1
	H11	83	13	[E]				GEAR, BALANCER DRIVEN	E7	45	2
COVER, STARTER MOTOR TERMINAL	I8	96	5	ELEMENT, AIR CLEANER	H11	83	7	GEAR, COUNTERSHAFT FIFTH	E8	46	17
COVER, THROTTLE	E15	53	23	EMBLEM, PRODUCT	G7	63	7	GEAR, COUNTERSHAFT FOURTH	E8	46	14
COVER, THROTTLE CABLE	G3	59	2	E-RING, 3MM	H12	84	38	GEAR, COUNTERSHAFT LOW	E8	46	4
COVER, WATER PUMP	D13	35	2	[F]				GEAR, COUNTERSHAFT SECOND	E8	46	7
CRANKCASE COMP., L.	E3	41	6	FAN COMP., COOLING	J2	106	2	GEAR, COUNTERSHAFT THIRD	E8	46	10
CRANKCASE COMP., R.	E3	41	1	FAN SET, COOLING	J2	106	1	GEAR, MAINSHAFT FIFTH	E8	46	16
CRANKCASE SET, L.	E5	43	41					GEAR, MAINSHAFT FOURTH	E8	46	12
CRANKSHAFT COMP.	E6	44	1	FENDER SET, RR.	I6	94	4	GEAR, MAINSHAFT SECOND	E8	46	6
CUSHION ASSY., RR.	I3	91	1	FENDER SUB ASSY., FR.	G9	65	1	GEAR, MAINSHAFT THIRD	E8	46	9
CUSHION, C.D.I. UNIT	I9	97	1	FILTER COMP., ENGINE OIL	D14	36	5	GEAR, OIL PUMP DRIVEN	D12	34	2
CUSHION, HANDLE PIPE	G7	63	5	FLAP, TIRE	G14	70	11	GEAR, PRIMARY DRIVE	E2	40	2
CYLINDER	D9	31	2					GEAR, STARTING IDLE	E2	40	9
CYLINDER ASSY., RR. BRAKE								GEAR, STARTING REDUCTION	E2	40	8
	MASTER	H2	74					GEAR, WATER PUMP DRIVE	E7	45	3
CYLINDER SUB ASSY., FR. BRAKE											
	MASTER	G6	62								



PART NAME INDEX

L 4

Part name	Address	Page	Ref.	Part name	Address	Page	Ref.	Part name	Address	Page	Ref.
GENERATOR ASSY., FLYWHEEL TYPE				[J]				MOTOR, COOLING FAN.....	J2	106	5
A.C.	D16	38	1	JET COMP., PISTON.....	E5	43	38	MUDGUARD, AIR CLEANER CASE....	H11	83	10
GRILLE, RADIATOR	I10	98	4	JET, BY-STARTER.....	E16	54	44	MUFFLER COMP.....	H13	85	3
GRIP COMP., THROTTLE	G3	59	10	JET, LEAK.....	E16	54	43	[N]			
GRIP, L. HANDLE	G3	59	12	JET, MAIN.....	E16	54	40	NEEDLE SET, JET.....	E15	53	36
GRIP, R. HANDLE	G3	59	11	JET, OIL.....	E4	42	19	NUT-WASHER, 6MM.....	E1	39	8
GROMMET, ENGINE COVER	G2	58	5	JET, SLOW AIR.....	E16	54	42	NUT, 18MM.....	D11	33	14
GROMMET, SIDE COVER	G1	57	10	JET, SLOW.....	E16	54	41	NUT, ADJUSTER.....	I3	91	7
	I7	95	4	JOINT ASSY., FUEL.....	H6	78	3	NUT, BEAM ADJUSTING.....	G1	57	5
GUARD, CONDENSER	J2	106	18		H8	80	3	NUT, CAP, 5MM.....	G2	58	6
GUARD, L. ENGINE	I12	100	7	JOINT SET, FUEL	E15	53	15	NUT, CAP, 9MM.....	D2	24	15
GUARD, RR. CALIPER	G16	72	10	JOINT, BRAKE ROD	H3	75	10	NUT, CLIP, 6MM.....	H12	84	31
	H1	73	10	JOINT, BREATHER TUBE.....	H12	84	22		I11	99	21
GUARD, R. ENGINE	I12	100	8	JOINT, DRIVE CHAIN	I1	89	2	NUT, FLANGE, 10MM.....	I13	101	20
GUIDE COMP., CLUTCH CABLE	D10	32	9	JOINT, FUEL TUBE.....	H11	83	3	NUT, FLANGE, 12MM.....	D16	38	7
GUIDE COMP., TUBE	E4	42	18	JOINT, KICK ARM.....	H14	86	3	NUT, FLANGE, 6MM.....	G6	62	20
GUIDE, CAM CHAIN	D8	30	6	JOINT, THREE WAY.....	E3	41	9		I11	99	27
GUIDE, CHAIN	I1	89	9	JOINT, WATER	D2	24	9	NUT, FLANGE, 8MM.....	H13	85	18
	I2	90	37	[K]					I13	101	26
GUIDE, CLUTCH CABLE	I13	101	28	KEY, SPECIAL WOODRUFF, 25X14 ..	E6	44	6	NUT, FR. AXLE.....	G15	71	18
GUIDE, DRIVE CHAIN	D14	36	9	[L]				NUT, HEX., 12MM.....	I4	92	19
GUIDE, EX. VALVE	D2	24	3	LABEL, DRIVE CHAIN	I15	103	1	NUT, HEX., 14MM.....	E7	45	6
GUIDE, FR. BRAKE HOSE	G7	63	1	LABEL, RR. DAMPER WARNING.....	I5	93	36	NUT, HEX., 5MM.....	H12	84	37
	G8	64	2					NUT, HEX., 6MM.....	G4	60	30
GUIDE, IN. VALVE	D2	24	2	LABEL, TRANSMISSION DRAIN.....	I15	103	3		H3	75	15
GUIDE, MAIN HARNESS	I11	99	19	LEATHER COMP., SEAT	H10	82	2	NUT, HEX., 8MM.....	G15	71	24
GUIDE, RR. BRAKE HOSE	I1	89	3	LEVER COMP., CLUTCH LIFTER	E3	41	11		H5	77	30
GUIDE, SPEEDOMETER CABLE	G8	64	1	LEVER SET, PUMP	E15	53	13	NUT, LOCK.....	G10	66	16
	G12	68	38	LEVER SET, R. HANDLE.....	G6	62	11	NUT, SETTING.....	J2	106	3
[H]				LEVER, HOT STARTER.....	G4	60	22	NUT, SPECIAL, 6X7.....	I6	94	2
HARNESS, WIRE	I9	97	5	LEVER, L. STEERING HANDLE.....	G4	60	20	NUT, SPEED, 3MM.....	H10	82	10
HEADLIGHT UNIT COMP.	G1	57	7	LIFTER ASSY., TENSIONER.....	D8	30	4	NUT, SPRING, 6MM.....	H13	85	10
HEAD ASSY., CYLINDER	D2	24	1	LIFTER, VALVE.....	D4	26	10	NUT, SQUARE, 5MM.....	D2	24	8
HEAT GUARD	H10	82	6	LOCK, PURSE	D16	38	3	NUT, STEERING STEM.....	G7	63	11
HOLDER B1, HANDLE PIPE UPPER ..	G7	63	15		G3	59	6	NUT, TOOTHED, 3MM.....	J2	106	7
HOLDER COMP., STARTER GEAR	E2	40	5	[M]				NUT, U, 10MM.....	G7	63	12
HOLDER SET, BRUSH	E1	39	6	MARK	I16	104	3		H16	88	8
HOLDER, HANDLE UNDER	G7	63	4		J1	105	3	NUT, U, 12MM.....	I5	93	44
HOLDER, L. LEVER BRACKET	G4	60	18	MARK, CAUTION.....	I15	103	2	NUT, U, 22MM.....	H5	77	23
HOLDER, MASTER CYLINDER	G6	62	5	MARK, L. RADIATOR SHROUD.....	I16	104	2	NUT, U, 6MM.....	G5	61	30
HOLDER, NEEDLE JET	E15	53	25						G15	71	19
HOSE A, WATER	I11	99	9	MARK, R. RADIATOR SHROUD.....	I16	104	1		H5	77	22
HOSE B, WATER	I11	99	10					NUT, U, 8MM.....	I2	90	21
HOSE COMP., FR. BRAKE	G6	62	1	MARK, L. RADIATOR SHROUD.....	I16	104	2		I2	90	23
HOSE D, WATER	I11	99	11					NUT, U, 14MM.....	I2	90	22
HOSE D, WATER UPPER	I11	99	32	[O]				OIL SEAL SET.....	I4	92	18
HOSE, RR. BRAKE	H2	74	1	METER ASSY., TRIP.....	J1	105	1	OIL SEAL, 10X21X5.....	D14	36	18
HOUSING, UNDER THROTTLE	G3	59	14	MOTOR ASSY., STARTING.....	E2	58	1	OIL SEAL, 12X18X3.....	E5	43	27
	G4	60	14		G1	39	2	OIL SEAL, 12X22X5.....	D13	35	8
HOUSING, UPPER THROTTLE	G3	59	13					OIL SEAL, 14X22X5.....	E4	42	25
HUB SUB ASSY., FR.	G14	70	6								
HUB SUB ASSY., RR.	H4	76	10								
[I]											
IMPELLER, WATER PUMP	D13	35	1								
INSULATOR, CARBURETOR	D2	24	5								

5

PART NAME INDEX

L 5

Part name	Address	Page	Ref.	Part name	Address	Page	Ref.	Part name	Address	Page	Ref.
OIL SEAL, 16.5X25X5	D10	32	10	PEDAL, RR. BRAKE	H14	86	6	PROTECTOR, R. FR. FORK	G11	67	25
OIL SEAL, 20X33X5	E4	42	26	PIECE, CLUTCH LIFTER	D11	33	9	[R]			
OIL SEAL, 26X37X7	G15	71	21	PINION COMP., KICK STARTER	E13	51	2	RADIATOR, L.	I10	98	3
OIL SEAL, 28X37X7	E10	48	36	PIN D, JOINT	H14	86	15	RADIATOR, R.	I10	98	2
OIL SEAL, 38X52X7	E4	42	23	PIN, BRAKE LOCK LEVER PIVOT ...	H12	84	28	RATCHET, STARTER	E13	51	4
OIL SEAL, 39X56X7	E4	42	24	PIN, GEARSHIFT RETURN SPRING ..	E11	49	20	RECEIVER, CLUTCH CABLE	E1	39	1
OIL SEAL, 39X56X7.5	E4	42	24	PIN, HANGER	G13	69	14	RECTIFIER ASSY., SILICON	J2	106	13
ORIFICE,	E4	42	19		G16	72	8	RECTIFIER COMP., REGULATOR	I9	97	4
O-RING	E1	39	10	PIN, PISTON	E6	44	4	RELAY COMP., STARTER	I9	97	6
				PIN, SHIFTER	E11	49	8		J2	106	16
O-RING, 11.8X3.55	H6	78	4	PIN, SNAP, 8MM	H14	86	12	RETAINER	G13	69	7
	H8	80	4	PIN, SPLIT, 2.0X12	H14	86	14	RETAINER, BRACKET	G16	72	4
O-RING, 11.9X2.2	D10	32	13	PIN, SPLIT, 2.5X15	H15	87	11	RETAINER, RR. WHEEL BEARING ...	H4	76	4
	F2	56	2	PIN, STEP JOINT	H15	87	1	RETAINER, VALVE SPRING	D4	26	13
O-RING, 13.5X1.4	I11	99	25	PIN, VISOR HINGE	H12	84	29	RIM, FR. WHEEL	G14	70	8
	J2	106	8	PIPE COMP., EX.	H13	85	4	RIM, RR. WHEEL	H4	76	12
O-RING, 13.8X2.5	D3	25	20	PIPE COMP., L. SLIDE	G11	67	22	RING	E1	39	7
	D14	36	20	PIPE COMP., R. SLIDE	G10	66	9		G6	62	8
	F1	55	2	PIPE, CP	G1	57	4	RING SET, PISTON	E6	44	2
	F2	56	2	PIPE, STEERING HANDLE	G7	63	2	RING, BACK UP	G10	66	6
O-RING, 15.8X2.4	D10	32	11	PIPE, WATER	D2	24	9	RING, FRICTION	E2	40	7
	F2	56	2	PISTON	E6	44	3	RING, OIL SEAL STOPPER	G10	66	14
O-RING, 18X3	D14	36	21		G13	69	5	RING, PISTON	I4	92	14
	F2	56	2	PISTON SET, MASTER CYLINDER ...	H1	73	13	RING, STOPPER	H1	73	14
O-RING, 18.8X1.9	G11	67	32		G6	62	10		I4	92	17
O-RING, 19X3	D3	25	21	PIVOT, SHIFT DRUM STOPPER ARM ..	H2	74	5				22
	F2	56	2	PLATE	E11	49	21				24
O-RING, 1.3X4.3	E16	54	48	PLATE	H10	82	5		I5	93	35
O-RING, 21.5X1.5	I5	93	50	PLATE, AIR CLEANER CASE FR. ...	H11	83	9	RING, WEAR	G11	67	19
O-RING, 24.4X3.1	E1	39	9	PLATE, BEARING HOLDER	E4	42	15	ROD COMP.	I3	91	10
O-RING, 26.2X1.9	I5	93	51		E7	45	8	ROD COMP., PISTON	I3	91	5
O-RING, 26.7X3.5	G11	67	30		E9	47	23	ROD COMP., PUSH	H2	74	8
O-RING, 27X2	D10	32	12	PLATE, BREATHER	E12	50	24	ROD SUB ASSY., CUSHION			
	F2	56	2	PLATE, BUFFER	D1	23	3	CONNECTING	I5	93	33
O-RING, 27.7X1.9	G11	67	31	PLATE, CAM CHAIN GUIDE	E15	53	31	ROD, CLUTCH LIFTER	D11	33	12
O-RING, 37.2X2.4	G12	68	35	PLATE, CHAIN GUIDE	E3	41	7	ROLLER	E15	53	26
O-RING, 39.8X2.2	D14	36	19		I1	89	11	ROLLER COMP., CHAIN LOWER	I1	89	16
	F2	56	2	PLATE, CLUTCH	I2	90	36	ROLLER, 3X17.8	D12	34	5
O-RING, 3.5X1.5	G12	68	33	PLATE, CLUTCH LEVER	D11	33	7	ROLLER, 4X8	E12	50	29
O-RING, 3.5X43.7	I4	92	15	PLATE, CLUTCH PRESSURE	E3	41	12	ROLLER, CHAIN	I1	89	15
O-RING, 42.5X2.0	I4	92	16	PLATE, CLUTCH SWITCH	D11	33	8	ROTOR, OIL PUMP INNER	D12	34	3
O-RING, 44.7X2.4	G12	68	34	PLATE, COUNTERSHAFT BEARING ...	G4	60	17	ROTOR, OIL PUMP OUTER	D12	34	4
O-RING, 5.5X1.4	G15	71	23	PLATE, DIAPHRAGM	E9	47	35	RUBBER, BATTERY	I6	94	1
O-RING, 8.5X1.7	D14	36	17	PLATE, END	H2	74	6		I12	100	5
	F2	56	2	PLATE, GUIDE	I3	91	12	RUBBER, FUEL TANK MOUNTING	H6	78	7
OUTER COMP., CLUTCH	D11	33	2	PLATE, OIL GUIDE	E11	49	14		H8	80	7
OUTER, STARTING CLUTCH	E2	40	4	PLATE, RATCHET SLIDER	E13	51	1	RUBBER, LIGHT FOAM	G1	57	15
[P]				PLATE, RATCHET SLIDER	E13	51	8	RUBBER, MOUNTING	D1	23	6
PACKING, FUEL CAP	H6	78	13	PLATE, SPRING	H12	84	30	RUBBER, PROTECTOR PACKING	F1	55	2
	H8	80	12	PLATE, WEIGHT SETTING	D4	26	4	RUBBER, RADIATOR MOUNTING	G1	57	1
PACKING, MUFFLER	H13	85	9	PLUG, BREATHER TUBE	H12	84	23	RUBBER, SEAT RAIL	I12	100	6
PACKING, RESERVE TANK	I11	99	16	PLUG, PIN	G13	69	13				9
PAD SET, FR.	G13	69	4	PLUG, SPARK	D2	24	10	RUBBER, SIDE COVER	H13	85	11
PAD SET, RR.	G16	72	1	PLUNGER, PAWL	E11	49	13	RUBBER, SIDE COVER STOPPER ...	H10	82	7
PAWL A, RATCHET	E11	49	11	PROTECTOR COMP., R. FR. FORK ..	G11	67	25	RUBBER, SILENCER	H6	78	17
PAWL B, RATCHET	E11	49	12	PROTECTOR, EX. PIPE	H13	85	5				
PEDAL COMP., CHANGE	H14	86	1	PROTECTOR, HANDLE	G7	63	3				
				PROTECTOR, L. FR. FORK	G11	67	24				
				PROTECTOR, MUFFLER	H13	85	6				

5

PART NAME INDEX

Part name	Address	Page	Ref.	Part name	Address	Page	Ref.	Part name	Address	Page	Ref.
RUBBER, SILENCER	H8	80	15	SET RING, 22MM	E9	47	31	STAY, AIR CLEANER ELEMENT	H11	83	6
RUBBER, STOPPER	I3	91	11	SHAFT A, SHIFT FORK	E11	49	4	STAY, CONDENSER	J2	106	19
RUBBER, TANK GUARD	I12	100	6	SHAFT B, SHIFT FORK	E11	49	5	STAY, COUPLER	G2	58	4
[S]				SHAFT COMP., BALANCER	E7	45	1	STAY, FR. TANK	H6	78	8
SCREEN SET, FUEL STRAINER	H6	78	2	SHAFT COMP., MAIN	E8	46	1	STAY, TAILLIGHT	I7	95	3
	H8	80	2	SHAFT SET, THROTTLE	E14	52	12	STEM SUB ASSY., STEERING	G8	64	5
SCREEN, OIL FILTER	E3	41	8		E15	53	12	STOPPER COMP., DRUM	E11	49	16
SCREW-WASHER, 4X14	E15	53	38	SHAFT, BRAKE PIVOT	H14	86	8	STOPPER, BEAD	G14	70	12
SCREW-WASHER, 4X24	D16	38	5	SHAFT, EX. ROCKER ARM	D4	26	7		H5	77	15
SCREW-WASHER, 4X8	E15	53	37	SHAFT, OIL PUMP	D12	34	1	STOPPER, SPRING SEAT	I3	91	4
	J2	106	10	SHAFT, SWINGARM PIVOT	I1	89	4	STRAP, CABLE, 118MM	D3	25	18
SCREW SET A	E14	52	6	SHIFTER, DRUM	E11	49	9	STUD, 6X21	H11	83	15
SCREW SET B	E14	52	10	SHIM, TAPPET	D4	26	16	SUB HARNESS, OPTION FAN	J2	106	14
SCREW SET, JET NEEDLE	E14	52	11		D5	27	16	SUSPENSION, STARTER RELAY	I9	97	7
SCREW, 5X12	H8	80	20		D6	28	16		J2	106	17
SCREW, BLEEDER	G13	69	2		D7	29	17	SWINGARM SUB ASSY., RR.	I1	89	17
	H1	73	11	SHROUD COMP., FAN	J2	106	4	SWITCH ASSY., ENGINE STOP	G3	59	7
SCREW, FLAT, 4X12	G6	62	19	SHROUD SET, L. RADIATOR	H6	78	19	SWITCH ASSY., FR. STOP	G3	59	9
SCREW, FLAT, 6X10	E10	48	38		H7	79	19	SWITCH ASSY., STARTER	G3	59	8
SCREW, FLAT, 8X31	H5	77	21	SHROUD SET, R. RADIATOR	H6	78	18	SWITCH ASSY., STARTER MAGNETIC	I8	96	8
SCREW, PAN	E15	53	20		H8	80	16	SWITCH ASSY., THERMO	J2	106	6
SCREW, PAN, 4X12	G4	60	27	SLIDER, CHAIN	I1	89	13	[T]			
SCREW, PAN, 4X14	G4	60	28	SLIDER, THROTTLE CABLE	G4	60	15	TAILLIGHT UNIT	I7	95	1
SCREW, PAN, 4X55	G1	57	2	SOCKET COMP., HEADLIGHT	G1	57	6	TANK COMP., FUEL	H6	78	6
SCREW, PAN, 5X10	G4	60	29	SPANNER A, PIN	I14	102	1	TANK, RADIATOR RESERVE	I11	99	17
SCREW, PAN, 5X13	H7	79	25	SPINDLE COMP., GEARSHIFT	E11	49	18	TENSIONER COMP., CAM CHAIN	D8	30	2
SCREW, PAN, 5X8	I2	90	19	SPINDLE, KICK STARTER	E13	51	6	TERMINAL SET, BRUSH	E1	39	3
				SPOKE SET, FR.	G14	70	1	THREAD, STEERING HEAD TOP	G8	64	6
				SPOKE SET, RR.	H4	76	1	TIRE, FR.	G14	70	9
SCREW, SPECIAL FLAT, 6X12	E3	41	13					TIRE, RR.	H4	76	13
SCREW, SPECIAL FLAT, 6X17	E3	41	13	SPRING ASSY., RR. BRAKE RETURN	H14	86	7	TOOL, CARBURETOR MAINTENANCE ..	I14	102	4
SCREW, SPECIAL, 5MM	H7	79	22	SPRING ASSY., SIDE STAND	H16	88	4	TOP SET	E14	52	4
SCREW, SPECIAL, 5X9.5	I7	95	6	SPRING, BEAM ADJUSTING	G1	57	3	TUBE A, BREATHER	E3	41	2
SCREW, TAPPING, 4X10	G12	68	40	SPRING, BRAKE LEVER	G6	62	12		H12	84	24
SCREW, TAPPING, 4X12	H12	84	34	SPRING, CARBON BRUSH	E1	39	4	TUBE A, FUEL	H8	80	14
SCREW, TAPPING, 4X8	I7	95	5	SPRING, L. CLUTCH	D11	33	10	TUBE A, FUEL MAIN	H6	78	15
SCREW, TAPPING, 5X10	G1	57	13	SPRING, DECOMPRESSION	D4	26	5	TUBE A, FUEL RESERVE	H6	78	16
SCREW, TAPPING, 5X16	H12	84	35	SPRING, DRUM STOPPER	E11	49	17	TUBE B, BREATHER	E3	41	3
				SPRING, EX. VALVE	D4	26	12		H12	84	25
SEAL SET, FR. FORK	G11	67	21	SPRING, FR. FORK	G10	66	4	TUBE B, FUEL	H6	78	14
SEAL SET, PISTON	G13	69	1	SPRING, GEARSHIFT RETURN	E11	49	19	TUBE COMP., AIR VENT	E15	53	34
	G16	72	2	SPRING, IN. VALVE	D4	26	11				
SEAL, AIR CLEANER CASE	H11	83	11	SPRING, JUDDER	D11	33	11	TUBE COMP., FUEL CAP BREATHER ..	H6	78	11
SEAL, AIR CLEANER COVER	H11	83	12	SPRING, KICK STARTER	H14	86	5		H8	80	10
SEAL, RADIATOR CAP	I10	98	8	SPRING, L. STEP RETURN	H15	87	6	TUBE C, BREATHER	E3	41	4
	I11	99	8	SPRING, OIL FILTER	D14	36	6		H12	84	26
SEAL, RING	D1	23	1	SPRING, PAD	G13	69	6	TUBE, AIR CLEANER CONNECTING ..	H11	83	17
	F1	55	2		G16	72	3	TUBE, AIR VENT	E15	53	33
SEAL, VALVE STEM	D4	26	1	SPRING, PAWL PLUNGER	E11	49	15	TUBE, DRAIN	H11	83	21
SEAL, WATER PUMP	D13	35	9	SPRING, RATCHET	E13	51	5	TUBE, OUTER	G10	66	5
SEAT COMP.	H10	82	1	SPRING, RR. CUSHION	I3	91	2	TUBE, OVERFLOW	E15	53	32
SEAT, JUDDER SPRING	D11	33	4	SPRING, R. STEP RETURN	H15	87	5	TUBE, RADIATOR BREATHER	I11	99	12
SEAT, SPRING	I5	93	34	SPRING, STARTER RETURN	E13	51	7	TUBE, RADIATOR DRAIN	I11	99	14
SEAT, VALVE SPRING	D4	26	14	SPROCKET, DRIVE	E8	46	18				
SENSOR ASSY., THROTTLE	E15	53	17	SPROCKET, FINAL DRIVEN	H4	76	3				
SEPARATOR COMP.	G6	62	6	STAND COMP., MAIN	H16	88	2				
SET RING, 20MM	E9	47	30	START SET, HOT	E14	52	8				

PART NAME INDEX

L 7

Part name	Address	Page	Ref.	Part name	Address	Page	Ref.	Part name	Address	Page	Ref.
TUBE, RESERVE TANK DRAIN	I11	99	14	WASHER, PLAIN, 8MM	H15	87	10				
TUBE, TIRE	G14	70	10	WASHER, PLAIN, 9MM	D3	25	16				
	H5	77	18	WASHER, RADIATOR MOUNTING	I11	99	22				
TY-RAP, CABLE	H7	79	26	WASHER, SEALING, 6MM	D8	30	10				
	H8	80	23		F1	55	2				
[V]				WASHER, SEALING, 6.5MM	D10	32	8				
VALVE ASSY., RELIEF	D14	36	4		D13	35	6				
VALVE COMP., REED	E3	41	10	WASHER, SEALING, 7MM	D13	35	5				
VALVE SET, FLOAT	E14	52	2		F2	56	2				
VALVE SET, FLOATING	E15	53	14	WASHER, SEALING, 8MM	E4	42	16				
VALVE SET, STARTER	E15	53	16		F2	56	2				
VALVE, EX.	D4	26	9	WASHER, SEAT MOUNTING	I6	94	3				
VALVE, IN.	D4	26	8	WASHER, SPECIAL, 6MM	D8	30	11				
VALVE, THROTTLE	E15	53	22	WASHER, SPLINE, 20MM	E9	47	28				
VISOR SET, FR.	G1	57	9	WASHER, SPRING, 24MM	E9	47	29				
			14	WASHER, SPRING, 4MM	G5	61	31				
				WASHER, SPRING, 8MM	G15	71	25				
[W]					H5	77	31				
WASHER O-RING KIT A	F1	55	2	WASHER, STEERING STEM	G7	63	13				
WASHER O-RING KIT B	F2	56	2	WASHER, SWINGARM SIDE	I1	89	7				
WASHER, 10MM	I13	101	21	WASHER, THRUST	I5	93	32				
WASHER, 12MM	D11	33	18	WASHER, THRUST INVOLUTE,							
WASHER, 14MM	E7	45	7	22X21X1	E9	47	22				
	E12	50	25	WASHER, THRUST, 12MM	E2	40	12				
	I2	90	25	WASHER, THRUST, 13MM	D14	36	15				
WASHER, 16.8X24	E13	51	11	WASHER, THRUST, 17MM	E13	51	10				
WASHER, 18X32X2	D11	33	17	WASHER, THRUST, 17.2MM	E9	47	24				
WASHER, 22X32X1.5	E9	47	25	WASHER, THRUST, 20MM	D11	33	16				
WASHER, 22X35X2	H5	77	25	WASHER, THRUST, 22X30X1	E9	47	26				
WASHER, 24X32X1	E9	47	27	WEIGHT, DECOMPRESSION	D4	26	3				
WASHER, 26X10.5	H14	86	11	WHEEL SUB ASSY., FR.	G14	70	7				
WASHER, 26X9	H14	86	11	WHEEL SUB ASSY., RR.	H4	76	11				
WASHER, 6MM	H13	85	17	WIRE, SPEEDOMETER CABLE GUIDE	G10	66	3				
WASHER, 6.1MM	E11	49	23	WRENCH, NIPPLE	I14	102	2				
WASHER, 8MM	H5	77	26	WRENCH, PLUG	I14	102	3				
WASHER, AIR CLEANER COVER											
SETTING	H11	83	14								
WASHER, CAMSHAFT THRUST	D3	25	17								
WASHER, CHAIN SLIDER	I1	89	14								
WASHER, FENDER MOUNTING	G9	65	2								
WASHER, FR. COVER SETTING	G1	57	12								
WASHER, HEAD HANGER PLATE	I13	101	22								
WASHER, LOCK, 18MM	D11	33	15								
WASHER, OIL BOLT	G6	62	17								
	H3	75	13								
WASHER, PLAIN	E15	53	27								
			28								
WASHER, PLAIN, 10MM	G7	63	14								
WASHER, PLAIN, 12MM	D16	38	6								
	E2	40	11								
	I5	93	45								
			56								
WASHER, PLAIN, 5MM	I2	90	33								
WASHER, PLAIN, 6MM	I6	94	6								
WASHER, PLAIN, 8MM	H13	85	19								
			20								

1

FOREWORD INDEX

2

ENGINE GROUP

3

FRAME GROUP

4

PART NUMBER INDEX

5

PART NAME INDEX

HONDA
The Power of Dreams